

CERTIFICATION AND DECLARATION

STATE OF FLORIDA)
) SS
COUNTY OF MIAMI-DADE)


We, the Election Board, do hereby certify that the necessary steps were taken pursuant to City of Coral Gables Code Section 19-57, in connection with the conduct of the City of Coral Gables Retirement Board Election for a Participating Firefighter Representative; said election period was from April 6, 2010, through April 9, 2010. Said election was conducted in order to fill one (1) vacancy on the City of Coral Gables Retirement Board. The election was duly held, and a total of two (2) ballot boxes were placed at the following herein below referenced locations:

- A. Fire Department, Main Lobby, 2801 Salzedo Street
- B. Office of the City Clerk, 405 Biltmore Way

- I) Following the deadline for accepting nominating petition, on March 12, 2010, 5 p.m. There were two (2) individuals who qualified as candidates for Retirement Board Election for Participating Firefighter Representative seat. They were: Troy Easley and Jason Barger said two (2) candidates' names were placed on the ballot.
- II) A total of 94 ballots were cast in said election. A total of 92 ballot(s) were counted. A total of 2 ballot(s) were voided.
- III) Following the closure of the qualifying period, April 9, 2010, 5 p.m., there were two nomination petitions filed for the Participating Firefighter Representative seat.
- IV) On March 18, 2010, Signature Verification Forms were mailed out with the payroll checks, to those participant firefighters.
- V) March 26, 2010 5 p.m., was the deadline established for receipt of the Signature Verification Forms.
- VI) Ballot boxes were received from Miami-Dade County Elections Department on Monday, April 5, 2010 (noon).
- VII) On Tuesday, April 6, 2010, at approximately 7:47 a.m., ballot boxes for both the City Clerk location at City Hall and in the Main Lobby of the Fire Department respectively, were sealed and locked (See Certificate No. 2), and the latter ballot box was delivered by a Canvassing Board Member to the Main Lobby of the Fire Department; said boxes were placed in an unencumbered area that was accessible to the participating voters.
- VIII) On April 9th, 2010, approximately 5:36 p.m. following the return of the ballot box by a designated member of the Canvassing Board, and following completion of the steps contained herein, in furtherance of the Canvass of the Result, we hereby certify and declare that the results of the City of Coral Gables Retirement Board Election, for the Participating Firefighter Representative seat, which was held April 6th through April 9th, 2010, yielded the following returns:


<u>CANDIDATE</u>	<u>VOTES CAST</u>	<u>VOTES COUNTED</u>
Jason Barger	041 43.62 %	041 43.62%
Troy Easley	051 54.26 %	051 54.26 %
	00 0.00 %	00 0.00 %
Rejected	02 2.13 %	00 0.00 %
Under Votes	0 0.00 %	0 0.00 %
Over Votes	0 0.00 %	0 0.00 %
Subtotal:	094 100.00 %	092 100.00 %
Total:	094 100.00 %	092 100.00 %

IX) Therefore, we certify that Troy Easley (54.26%) received the greatest number of votes and was elected as a member of the City of Coral Gables Retirement Board, Participating Firefighter Representative.



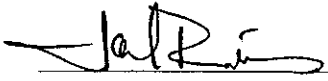
 Susan Da Costa

City Clerk's Office Representative




 Yolande Davis

City Clerk's Office Representative



 Joel Rios

Police Department




 Alain Rouzeau

Fire Department Representative


 Imelys Sansores

City Clerk's Office Representative



 Billy Urquiza


City Clerk's Office Representative



 Walter J. Foeman

City Clerk

WITNESS MY HAND and the official Seal of the City of Coral Gables, Florida, this 15th day of April, 2010.





Walter J. Foeman
City Clerk

STATE OF FLORIDA)

COUNTY OF MIAMI-DADE)

Sworn to and subscribed before me this 14th day of April, 2010.


Notary Public

Ballot and Vote Count per Location					
	Total Number of Full-Time Employees	Signature Verifications Received	City Hall	Fire	TOTAL
Totals	139	112	0	94	94
Percentage	100.00%	80.58%	0.00%	83.93%	83.93%

Election Results		
Candidates	Votes	Percentage
Easley	51	54.26%
Barger	41	43.62%
Under		0.00%
Over		0.00%
Rejected	2	2.13%
	94	100.00%