



CITIZENS' INDEPENDENT  
TRANSPORTATION TRUST


# 20+ Years of Connecting Miami-Dade



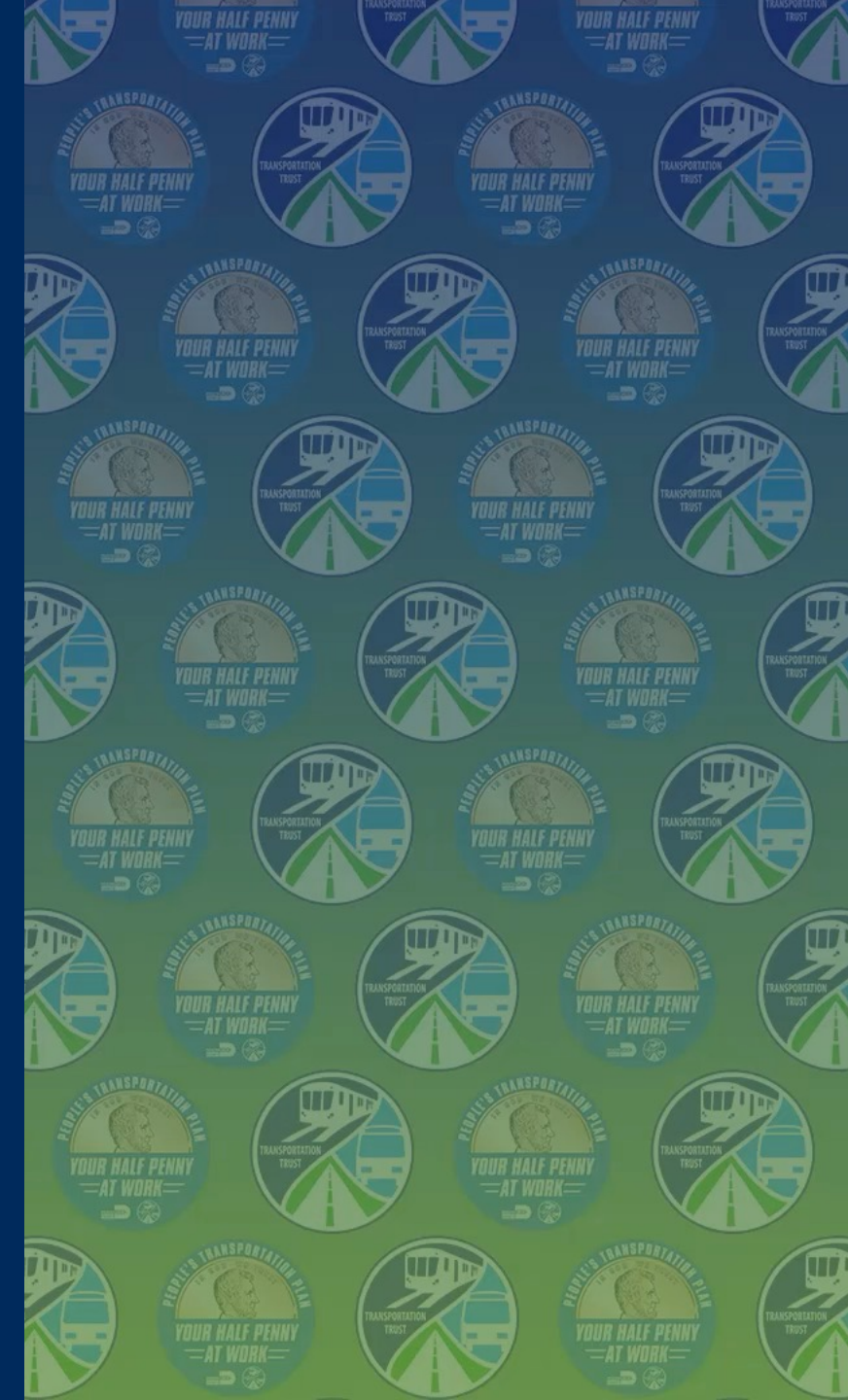
**Javier A. Betancourt**

Executive Director

CITT



-  @GoCITT
-  @TransportationTrust
-  Citizens' Independent Transportation Trust
-  Citizens' Independent Transportation Trust
-  @TransportationTrust





# Overview of the Transportation Trust



Ballot Language – Nov. 5, 2002  
General Election Sample Ballot

## County

### County Transportation Expansion Plan

Shall the County implement the People's Transportation Plan including: Plans to build rapid transit lines to West Dade, Kendall, Florida City, Miami Beach, & North Dade; Expand bus services; Add 635 buses; Improve traffic signalization to reduce traffic backups; Improve major & neighborhood roads & highways including drainage; Provide funding to municipalities for road & transportation projects by levying a .5% sales surtax whose proceeds will be overseen by Citizen's Independent Transportation Trust?

Yes



No





# Overview of the Transportation Trust



## The Start of PTP

- On November 5, 2002, Miami-Dade County voters approved an indefinite (no sunset provision) half-penny surtax to implement the People's Transportation Plan (PTP).
- The People's Transportation Plan (PTP) is a broad based and long-term program incorporating roadway and transit improvements.

## The Creation of CITT

- Voters also approved the creation of a Citizens' Independent Transportation Trust (Transportation Trust), an independent entity comprised of citizens who serve as volunteers with the mission to oversee expenditure of surtax revenue.

## CITT's Mission

- To monitor, audit, review, oversee and investigate the use of the Surtax proceeds and the implementation of the People's Transportation Plan (PTP).




CITIZENS' INDEPENDENT  
**TRANSPORTATION TRUST**  
MIAMI MOVING  
FOFOFORWARD







# Transportation Trust Members


**Robert Wolfarth**  
Chair  
District 4




**Mary Street, Esq.**  
First Vice-Chair  
District 5




**Hon. Peggy Bell**  
Second Vice Chair  
District 8




**\*Paul J. Schwiep, Esq.**  
Mayoral Appointee




**Miguel Murphy**  
District 1




**Omar Bradford**  
District 2




**Qjuezari Harvey**  
District 3



**Robert Ruano**  
District 6



**Meg Daly**  
District 7



**\*Joseph Curbelo**  
District 12



**David Marin**  
District 13



**Kenneth M. Kilpatrick**  
League of  
Cities Appointee



**Javier A. Betancourt**  
Executive Director



# Become a Transportation Trust Member



**We are looking for engaged citizens with the interest, experience and insight needed to make informed decisions that will contribute to the development of a comprehensive and well-coordinated transportation system in Miami-Dade County.**

## Membership Requirements

- **15 seats representing 13 County Commission Districts, County Mayor, and Miami-Dade County League of Cities (MDCLC)**
- **District appointees must reside in the district they are appointed to represent; Mayoral and MDCLC appointees must reside in Miami-Dade County**
- **No elected officials or candidates for elected office**
- **No Conflicts of Interest**
- **Must demonstrate upstanding moral character**
- **Candidate Slate submitted by Nominating Committee for Commission, Mayor, MDCLC appointment**



## How to apply

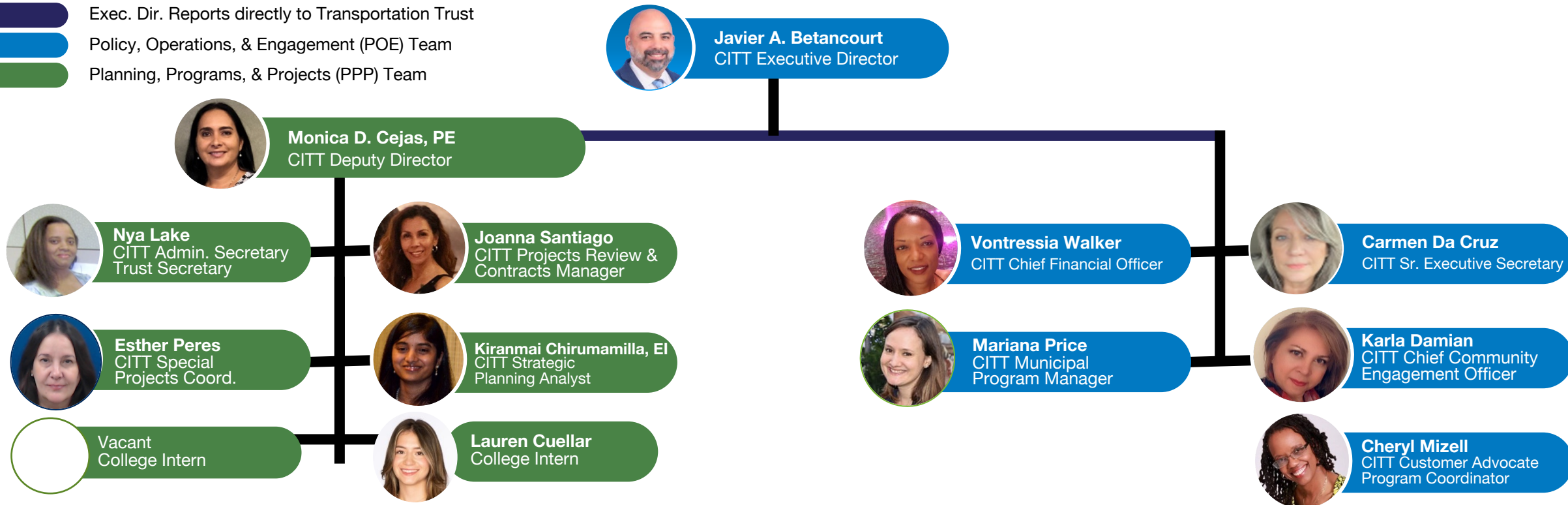
- Visit our website at: [WWW.MIAMIDADE.GOV/CITT](http://WWW.MIAMIDADE.GOV/CITT) and click on the 'Member Recruitment' tab to download an application.
- Or call 305-375-1357 to request an application.



# Citizens' Independent Transportation Trust Existing FY 2024 Organizational Chart



- Exec. Dir. Reports directly to Transportation Trust
- Policy, Operations, & Engagement (POE) Team
- Planning, Programs, & Projects (PPP) Team



- Project Review & Financial Analysis
- Strategic & Financial Planning
- Municipal Program
- Community Engagement / Customer Advocate
- Budget & Accounting
- Audit

**~ \$4M Operating Budget**  
(less than 1% of annual surtax proceeds)



# Transit Services Funded by the Half-Penny Surtax



- New Fleet of CNG and all-electric buses
- New modern Metromover cars
- Metrorail extension to MIA
- Municipal trolleys and on-demand services
- Roadway improvements
- Bicycle and pedestrian trails
- Tri-Rail and Brightline connections





# Auditing the Use of Surtax Funds



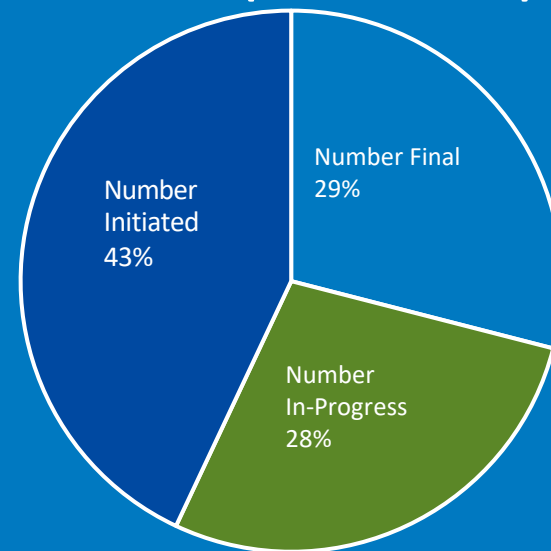
2024 - 3rd Quarter (April 1, 2024 - June 30, 2024)							
As of 6/5/24							
Municipality	Last Audit Completed		Next Audit	# Prior Audits	Initiated	In Progress (Draft)	Final
	Through	Report Date					
<b>MUNICIPALITY</b>							
Aventura	9/30/2015	1/19/2017	2024	2	✓	-	-
Bal Harbour	9/30/2017	12/14/2018	2024	3	1/12/2024	-	-
Bay Harbor Islands	9/30/2020	4/6/2021	2026	4	-	-	-
Biscayne Park	9/30/2019	2/12/2021	2025	3	-	-	-
Coral Gables	9/30/2019	5/26/2020	2023	4	✓	9/29/2023	-
Cutler Bay	9/30/2021	7/6/2022	2026	3	-	-	-
Doral	9/30/2021	5/20/2022	2026	3	-	-	-
El Portal	9/30/2021	9/21/2023	2026	3	-	-	-
Florida City	9/30/2020	6/30/2021	2025	4	-	-	-
Golden Beach	9/30/2018	12/10/2019	2025	3	-	-	-
Hialeah	9/30/2018	1/28/2020	2024	3	-	-	-
Hialeah Gardens	9/30/2017	2/8/2019	2025	3	-	-	-
Homestead	9/30/2017	4/30/2019	2024	3	3/4/2024	-	-
Key Biscayne	9/30/2021	1/11/2023	2025	4	-	-	-
Medley	9/30/2020	3/19/2021	2026	4	-	-	-
Miami	9/30/2020	9/28/2021	2023	8	✓	3/31/2023	5/30/2024
Miami Beach	9/30/2021	8/30/2023	2026	4	-	-	-
Miami Gardens	9/30/2020	5/12/2021	2025	3	-	-	-
Miami Lakes	9/30/2022	3/14/2024	2026	5	-	-	-
Miami Shores	9/30/2021	4/29/2022	2026	4	-	-	-
Miami Springs	9/30/2019	10/7/2020	2025	3	-	-	-
North Bay Village	9/30/2020	8/30/2021	2026	4	-	-	-
North Miami	9/30/2021	9/20/2022	2026	4	-	-	-
North Miami Beach	9/30/2021	12/16/2022	2026	4	-	-	-
Opa-Locka	9/30/2019	1/31/2022	2024	5	-	-	-
Palmetto Bay	9/30/2021	3/29/2022	2026	4	-	-	-
Pinecrest	9/30/2020	4/6/2021	2026	4	-	-	-
South Miami	9/30/2021	9/11/2023	2026	5	-	-	-
Sunny Isles Beach	9/30/2019	6/15/2021	2025	3	-	-	-
Surfside	9/30/2022	1/10/2024	2027	4	-	-	-
Sweetwater	9/30/2020	8/8/2022	2026	5	-	-	-
Virginia Gardens	9/30/2021	10/26/2022	2026	4	-	-	-
West Miami	9/30/2019	4/6/2021	2025	3	-	-	-
<b>COUNTY</b>							
Transit	9/30/2019	10/23/2020	2024	3	✓	2/29/2024	4/8/2024
Public Works	9/30/2019	1/29/2021	2024	3	-	-	-
<b>Total</b>					<b>3</b>	<b>1</b>	<b>2</b>




**AUDIT AND MANAGEMENT SERVICES**  
Ofelia Tamayo  
Director

**Overtown Transit Village North**  
701 NW 1st Court, Miami, FL 33136  
786-469-5900 | [bemor@miamidade.gov](mailto:bemor@miamidade.gov)

## 5 Audits (FY 2024-Q2)







# Charter County Transportation Surtax (Half-Penny)



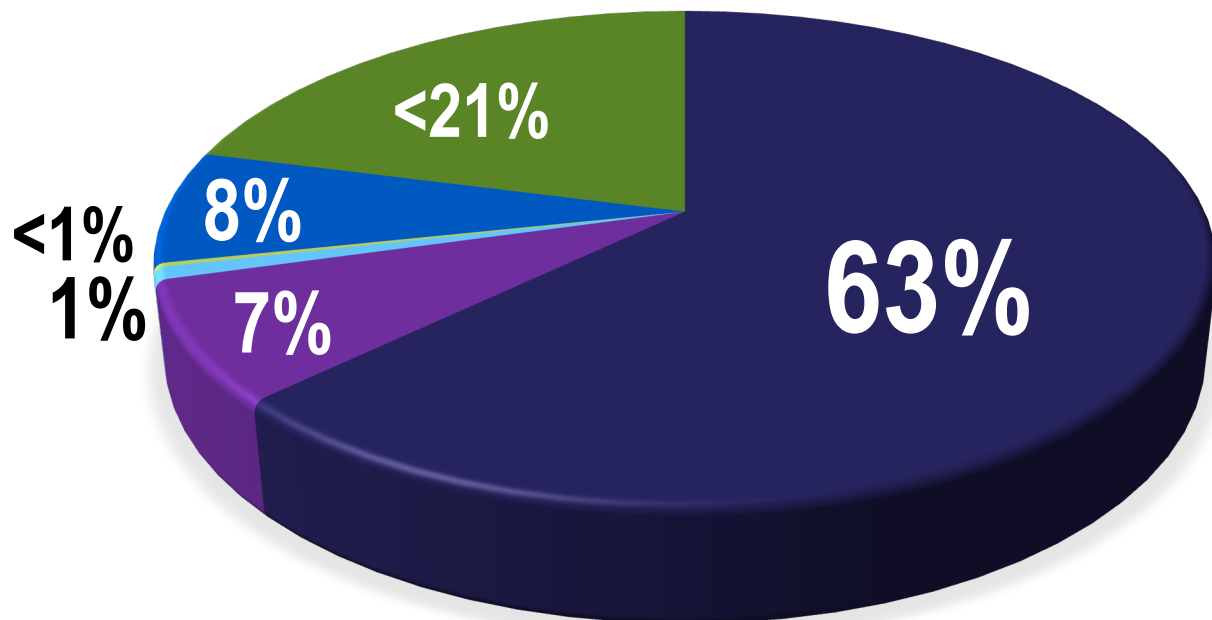
# \$4.8 BILLION 2002-2023 Actual Surtax Expenditures



## How your half penny has been spent

\$4.8 billion in cumulative surtax transfer/expenditures through FY 2023

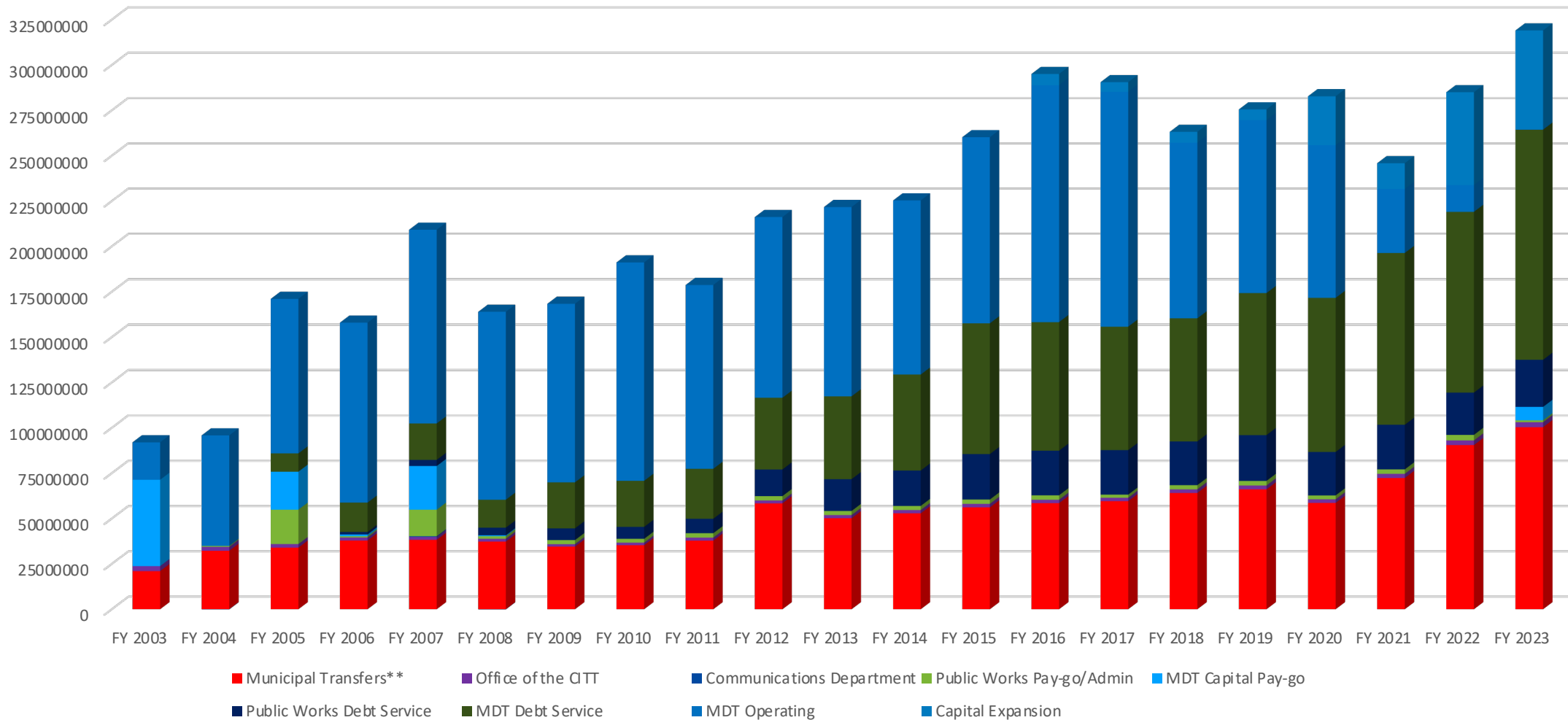
Miami-Dade Transit	\$3.0B
Municipalities	\$1.0B
Public Works	\$373M
CITT Administration	\$38M
Capital Project	\$11.8M
Balance & Future Projects	\$354M





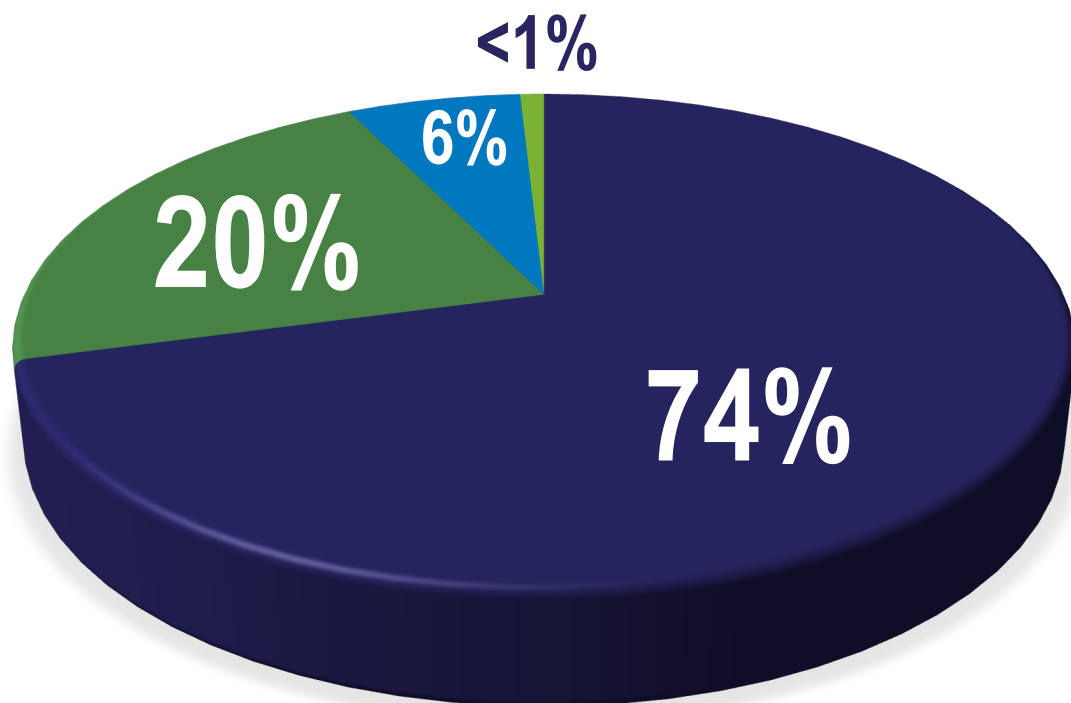
# Actual Surtax Expenditures

## FY 2003-2023





# FY 2024 Surtax Budget



## FY 2024 Budgeted Surtax Collection: \$424M

### FY 2024 Budgeted Transfers/Expenditures:

Miami-Dade Transit	\$300M
Municipalities	\$93M
Public Works	\$27M
CITT Administration	\$3.7M



# 40 Year Pro-Forma \$8 Billion Program



PTP and Transit Pro-Forma Funds	ALL-YEARS	1 2024	2 2025	3 2026	4 2027	5 2028
<b>PTP Revenues</b>						
PTP Revenue Fund Carryover	29,764,123,367	309,168,000	225,300,000	201,245,580	139,009,332	54,076,938
PTP Sales Surtax Revenue	31,519,293,000	424,000,000	434,600,000	445,465,000	456,602,000	470,300,000
Interest Earnings	8,000,000	200,000	200,000	200,000	200,000	200,000
<b>Total PTP Revenues</b>	<b>61,291,416,367</b>	<b>733,368,000</b>	<b>660,100,000</b>	<b>646,910,580</b>	<b>595,811,332</b>	<b>524,576,938</b>
<b>Current PTP Debt Service Expenses</b>						
Transfer for Current Transit PTP Debt Service Payments	3,264,240,000	130,458,000	126,562,000	126,561,000	127,972,000	127,965,000
Public Works Current PTP Debt Services Payments	581,173,000	25,914,000	25,908,000	25,907,000	25,388,000	25,387,000
<b>Total Current PTP Debt Service Expenses</b>	<b>3,845,413,000</b>	<b>156,372,000</b>	<b>152,470,000</b>	<b>152,468,000</b>	<b>153,360,000</b>	<b>153,352,000</b>
<b>Future PTP Debt Service and Lease Financing Expenses</b>						
Future DTPW PTP Debt Service Payments	7,059,519,000	-	58,970,000	96,838,000	121,985,000	147,949,000
Lease Financing Payments	3,577,382,000	-	7,808,000	20,091,000	25,028,000	36,521,000
<b>Total Future PTP Debt Service and Lease Financing Expenses</b>	<b>10,636,901,000</b>	<b>-</b>	<b>66,778,000</b>	<b>116,929,000</b>	<b>147,013,000</b>	<b>184,470,000</b>
<b>PTP Transfer to Municipalities</b>						
Transfer to Existing Municipalities	6,303,859,000	84,800,000	86,920,000	89,093,000	91,320,000	94,060,000
Transfer to New Municipalities	945,578,000	12,720,000	13,038,000	13,364,000	13,698,000	14,109,000
<b>Total PTP Transfer to Municipalities</b>	<b>7,249,437,000</b>	<b>97,520,000</b>	<b>99,958,000</b>	<b>102,457,000</b>	<b>105,018,000</b>	<b>108,169,000</b>
<b>PTP Transfer to Other Funds and County Departments</b>						
Transfer to PTP Capital Expansion Reserve Fund	1,073,317,000	18,283,000	12,843,000	8,698,000	6,491,000	3,842,000
Transfer to Office of the CITT	281,516,000	3,744,000	3,896,000	4,042,000	4,183,000	4,308,000
Transfer to Public Works Pay As You Go Projects	3,000,000	500,000	500,000	500,000	500,000	500,000
Transfer to Transit Operations and Maintenance	3,961,893,533	113,521,000	115,791,420	118,107,248	120,469,393	57,878,781
Transfer to PTP Revenue Fund Reserve	85,000,000	85,000,000	-	-	-	-
<b>Total PTP Transfer to Other Funds and County Departments</b>	<b>5,404,726,533</b>	<b>221,048,000</b>	<b>133,030,420</b>	<b>131,347,248</b>	<b>131,643,393</b>	<b>66,528,781</b>
<b>PTP Reimbursement</b>						
Future TPO Flexed Federal SU Grant Financing Reimbursement	(1,200,000,000)	(30,000,000)	(30,000,000)	(30,000,000)	(30,000,000)	(30,000,000)

## FY 2023-24 PTP & Transit Pro-forma Summary



# 20+ Years of Connecting Miami-Dade

People's Transportation Plan (PTP)



Citizens' Independent Transportation Trust (CITT)

# The People's Transportation Plan



Municipal



Golden Passport



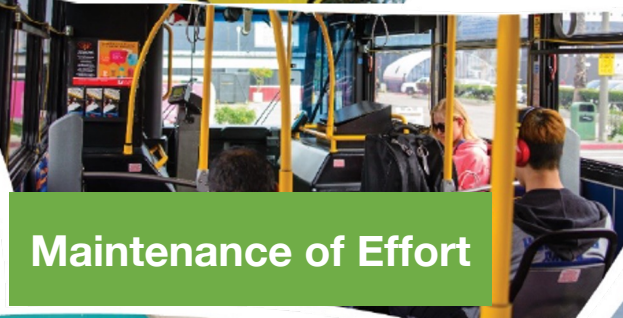
Fare-free Metromover



Neighborhood Improvement Program



Bus Service Improvements



Maintenance of Effort



Expand Metrorail to 88.9 miles



Major Highway & Road Improvements



Citizens' Independent Transportation Trust (CITT)

# Municipal Transit Program



10.8 MILLION passengers in FY 2023



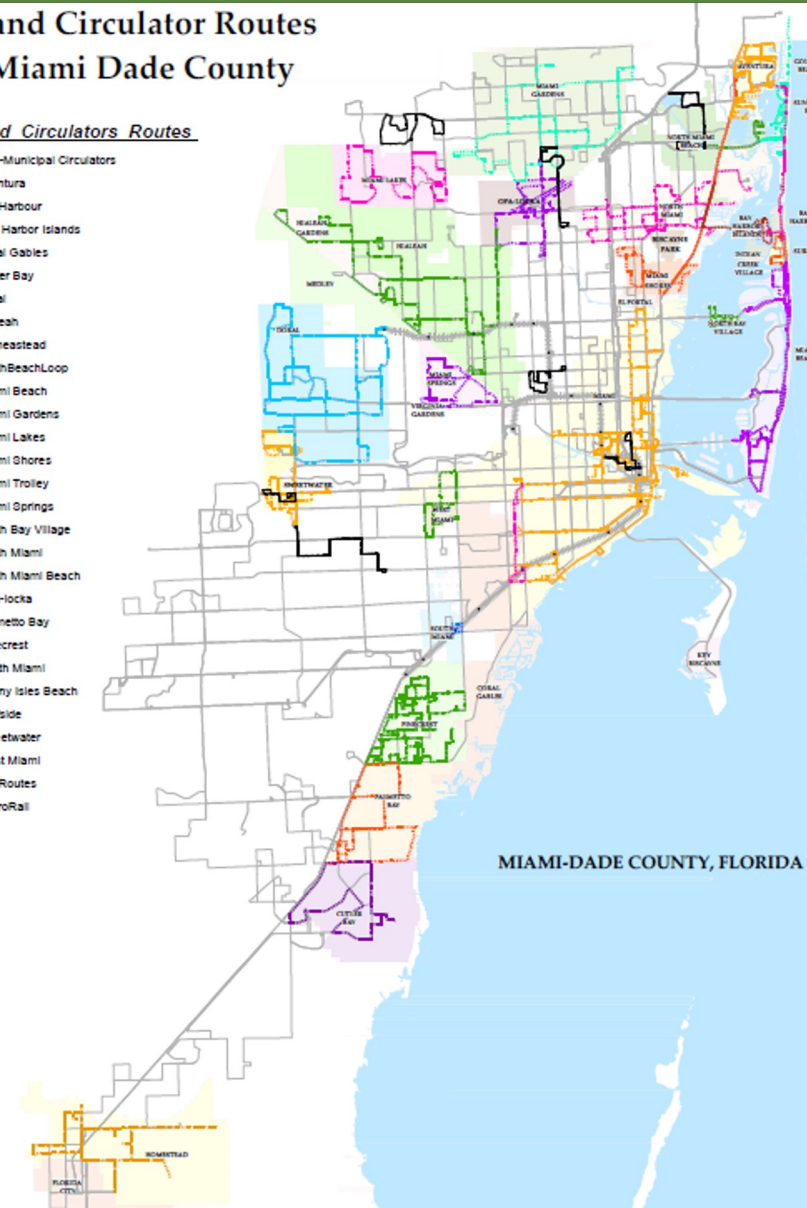
Municipal Transit Service Options as of May 31, 2024			
MUNICIPALITY	FIXED ROUTE	ON-DEMAND	BOTH
Aventura	✓	✓	•
Bal Harbour	✗	✓	
Bay Harbor Islands	✗	✓	
Biscayne Park	✗	✓	
Coral Gables	✓	✓	•
Cutler Bay	✓	✓	•
Doral	✓	✓	•
El Portal	✗	✗	
Florida City	✗	✓	
Golden Beach	✗	✗	
Hialeah	✓	✓	•
Hialeah Gardens	✓	✗	•
Homestead	✓	✓	•
Key Biscayne	✗	✓	
Medley	✗	✗	
Miami	✓	✓	•
Miami Beach	✓	✓	•
Miami Gardens	✓	✗	
Miami Lakes	✗	✓	
Miami Shores	✓	✗	
Miami Springs	✓	✗	
North Bay Village	✗	✗	
North Miami	✓	✓	•
North Miami Beach	✓	✓	•
Opa-Locka	✓	✗	
Palmetto Bay	✓	✓	•
Pinecrest	✓	✓	•
South Miami	✗	✓	
Sunny Isles Beach	✓	✗	
Surfside	✗	✓	
Sweetwater	✓	✗	
Virginia Gardens	✓	✗	
West Miami	✗	✓	
<b>Total:</b>	<b>21</b>	<b>22</b>	<b>12</b>

Source: Office of the CTT

## Bus and Circulator Routes in Miami Dade County

### Bus and Circulators Routes

- Non-Municipal Circulators
- Aventura
- Bal Harbour
- Bay Harbor Islands
- Coral Gables
- Cutler Bay
- Doral
- Hialeah
- Homestead
- NorthBeachLoop
- Miami Beach
- Miami Gardens
- Miami Lakes
- Miami Shores
- Miami Trolley
- Miami Springs
- North Bay Village
- North Miami
- North Miami Beach
- Opa-locka
- Palmetto Bay
- Pinecrest
- South Miami
- Sunny Isles Beach
- Surfside
- Sweetwater
- West Miami
- BusRoutes
- MetroRail



MIAMI-DADE COUNTY, FLORIDA

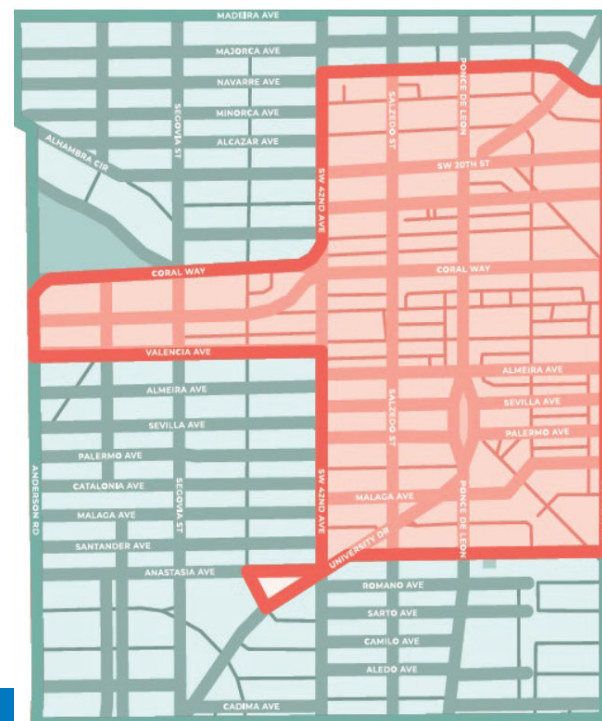
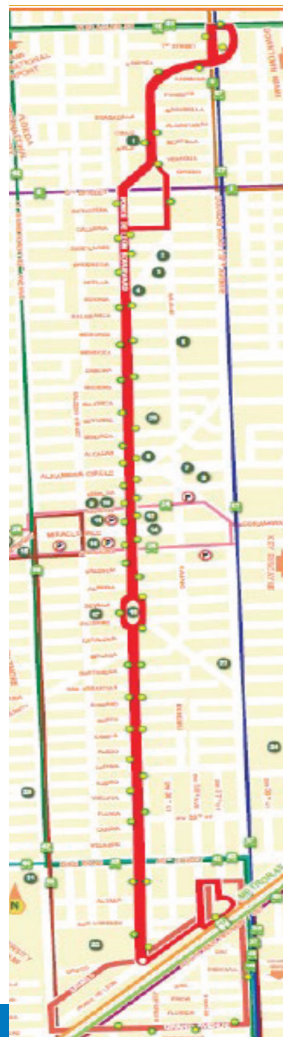




# Coral Gables



Transit Services	Trolley (since 2003) On demand (since 2017)
No. of Routes	Trolley - 2 On demand – Citywide
Service During	Trolley: Monday to Saturday – 6:30AM to 10:00PM Freebee: Monday to Saturday – 10:00AM to 10:00PM
Service Frequency	Trolley: 12 – 15 minutes Freebee – On demand
Fleet Size	Trolley – 12 Freebee – 6
Vehicle Type	Rubber-Wheeled Diesel Trolleys Electric Elongated Golf Cart Freebee Vehicles
Service/Provider	Trolley – MV Transportation (Drivers & Dispatchers) On Demand – Freebee
Ridership	Fiscal Year 2021-2022 922,546 Calendar Year 2022 963,259  Vehicle Real Time Tracking App: ETA Spot App (Connected to MDC Go-Connect App)
Connection with County Transit Routes	Douglas Road Metrorail Station Bus Routes #11, 51, 24, 37, 40, 42, 136 Miami Trolley – Coral Way and Coconut Grove Routes
Last County Audit	2019



PTP Funds	Received	Spent
Transit (min 20%)	\$575,943	\$2,437,738
Transportation (max 80%)	\$2,303,774	\$303,558
<b>Total</b>	<b>\$2,879,717</b>	<b>\$2,741,296</b>

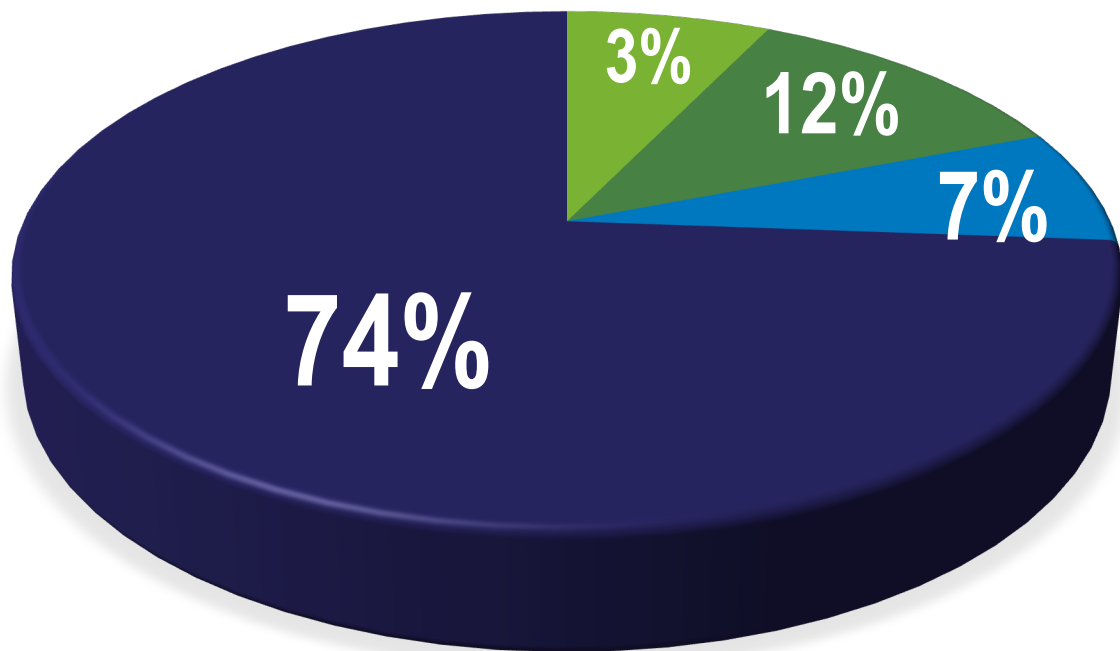




Citizens'  
Independent  
Transportation  
Trust (CITT)

# Major Roadway, Highway & Neighborhood Improvements

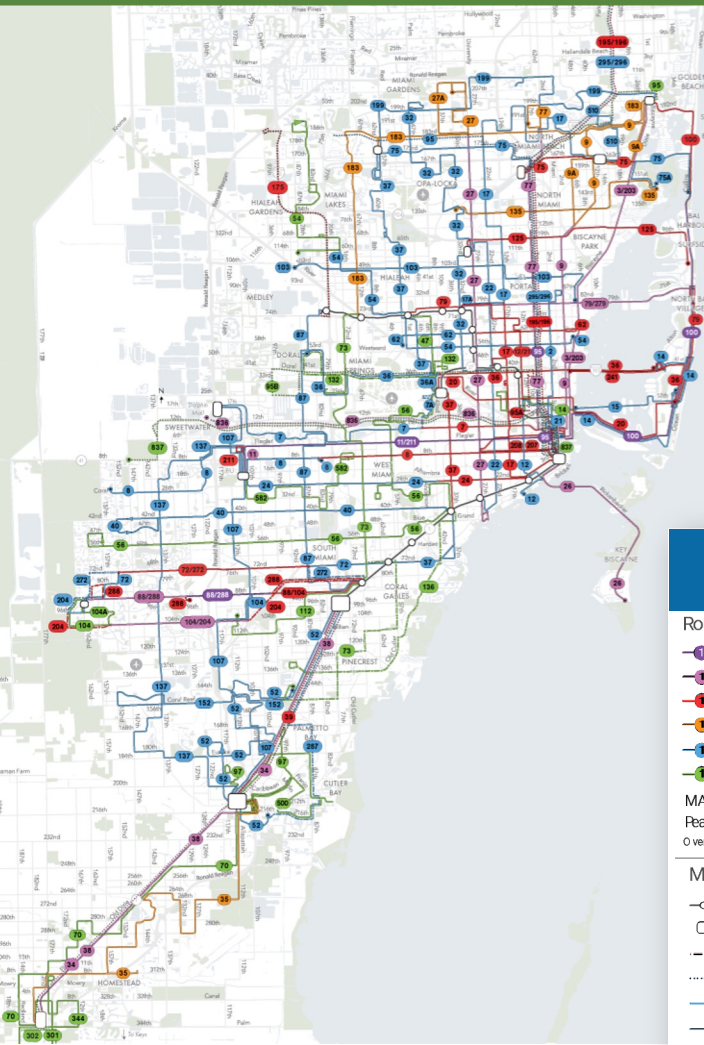
Less than 10% of Surtax



Completed Projects (31)	74%
Pending Projects (5)	12%
Ongoing Projects (3)	7%
Deleted Projects (3)	3%



# Enhanced Bus Fleet



**MIAMI-DADE COUNTY BETTER BUS NETWORK**

Routes by Weekday Peak Hour Frequency

- 7.5 minutes or less / 8 buses per hour
- 10 minutes / 6 buses per hour
- 15 minutes / 4 buses per hour
- 20 minutes / 3 buses per hour
- 30 minutes / 2 buses per hour
- 40-60 minutes / 1 bus per hour

MAX (M) Service – limited stop service.  
 Peak (P) Service – Peak only all stop service.  
 Overlapping MAX service based on buses per hour, actual frequencies may differ.

Map Symbols

- Rail
- Transit Hub
- Peak Hour Route
- ⋯ Express Service
- End of route
- Route continues at lower frequency

0 1 2 3 4 5 miles



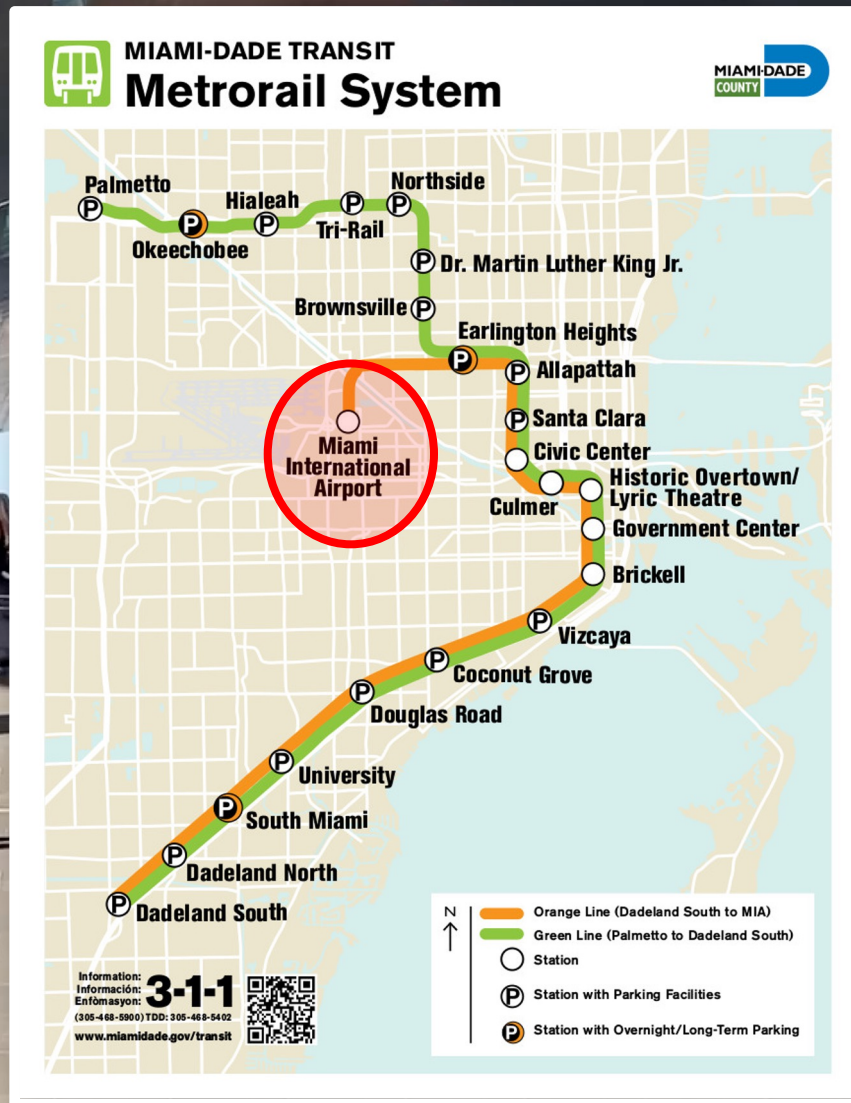
## Better Bus Network

- All-day high frequency service in dense minority and low-income areas
- High frequency on all causeways
- Routes consolidated to reduce duplication, simplify, and improve service
- Bus stop consolidation to help speed up service
- Frequent service that runs later into the evening
- More accessibility to key locations throughout the county



Citizens' Independent Transportation Trust (CITT)

# MIA Metrorail Station





Citizens' Independent Transportation Trust (CITT)

# Smart Plan/Program



Miami-Dade County  
**SMART PROGRAM**



NORTH





Citizens' Independent Transportation Trust (CITT)

# Strategic Miami Area Rapid Transit (SMART) Plan/Program

## The future: bringing transit to all areas of Miami-Dade



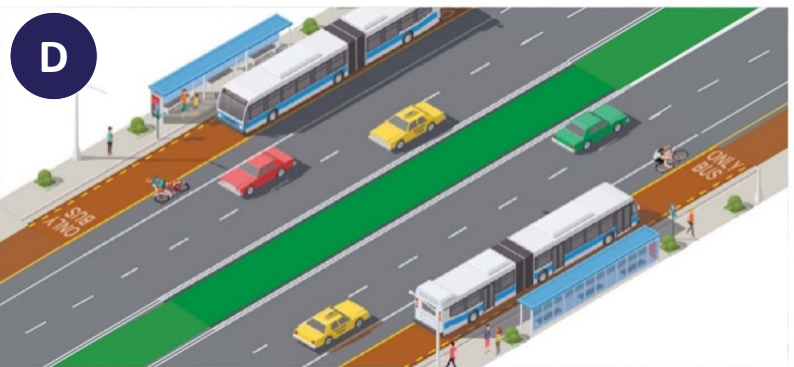
**A** South Corridor: Bus Transit, under construction



**B** Beach Corridor: Automated People Mover (BayLink and Design District extension), and Bus Rapid Transit (Miami Beach extension), in planning



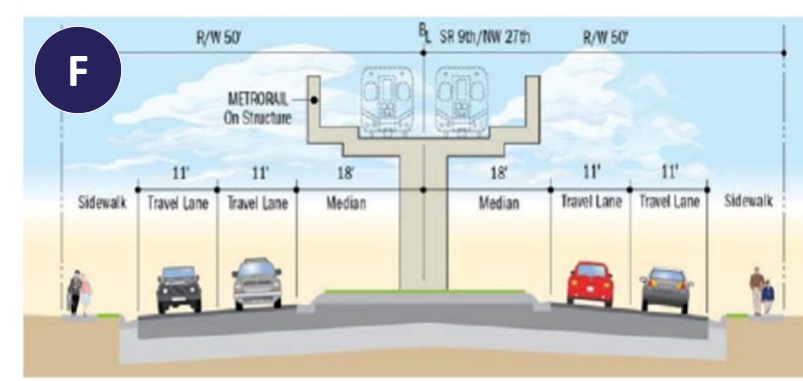
**C** East-West Corridor: Bus Rapid Transit, in planning



**D** Kendall Corridor: Bus Rapid Transit, in planning



**E** Northeast Corridor: Miami Central Station completed, Aventura Station completed, Commuter Rail Service in planning



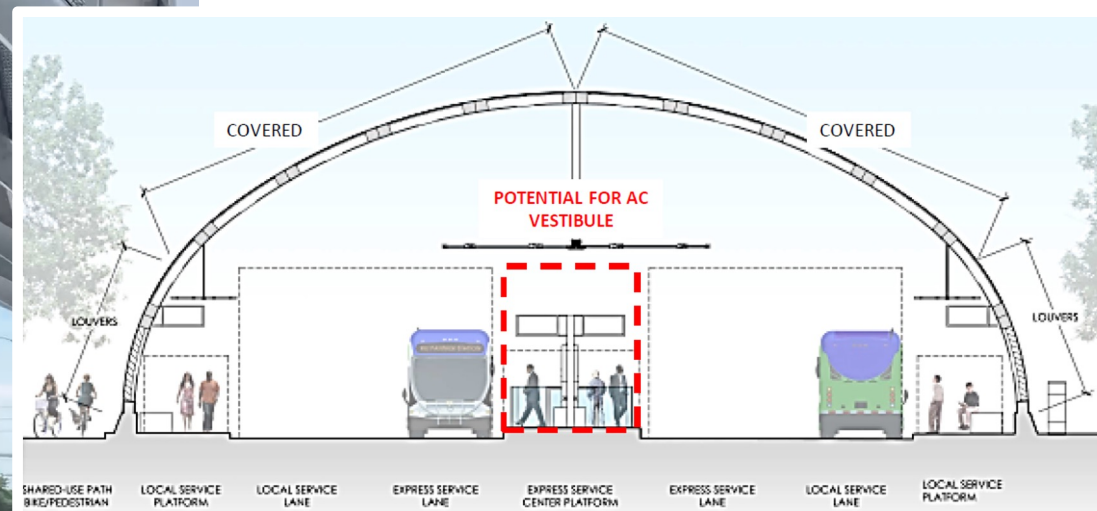
**F** North Corridor: Elevated Guideway, in planning



# South Corridor, Under Construction



Bus Rapid Transit along US 1 from the Dadeland South Metrorail station to Florida City.

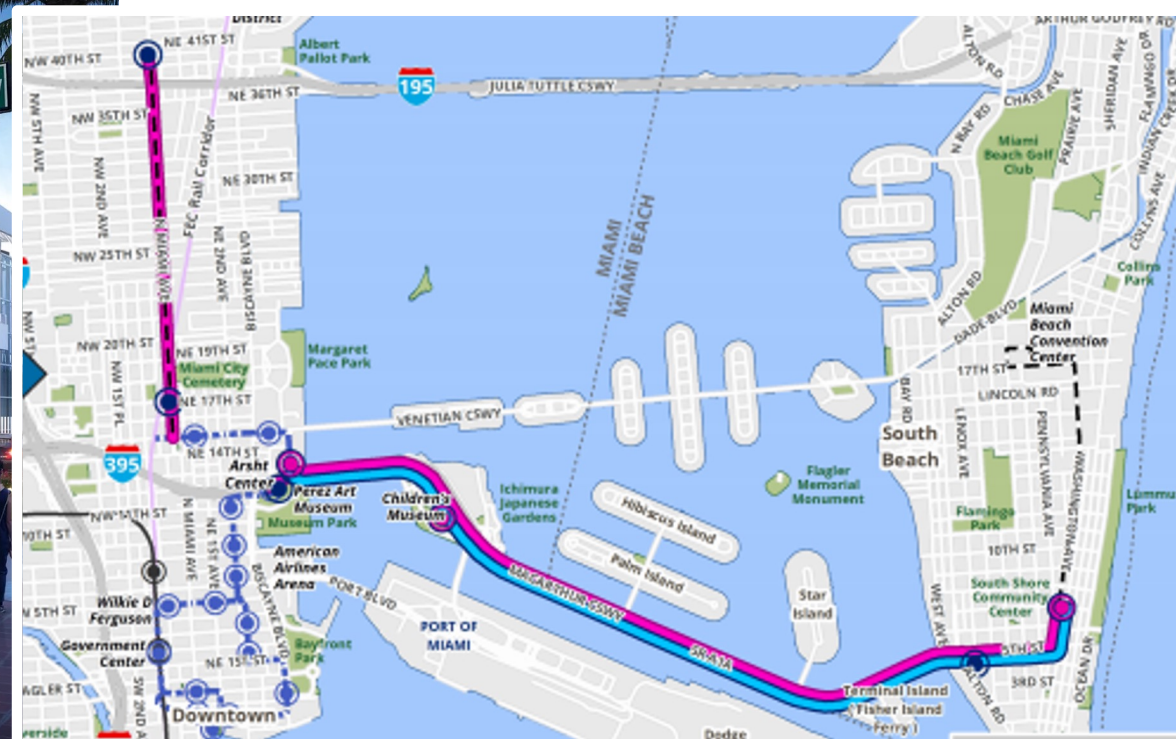




# Beach Corridor - (FKA BayLink)



Will extend Metromover to Miami Beach via the MacArthur Causeway, and also north to Edgewater, Midtown, Wynwood, Edgewater and the Design District.







Citizens'  
Independent  
Transportation  
Trust (CITT)

# East-West Corridor



Bus Rapid Transit along State Road 836, from downtown Miami, including stations at Miami International Airport, Florida International University, the Dolphin and Tamiami Park and Ride Facilities.

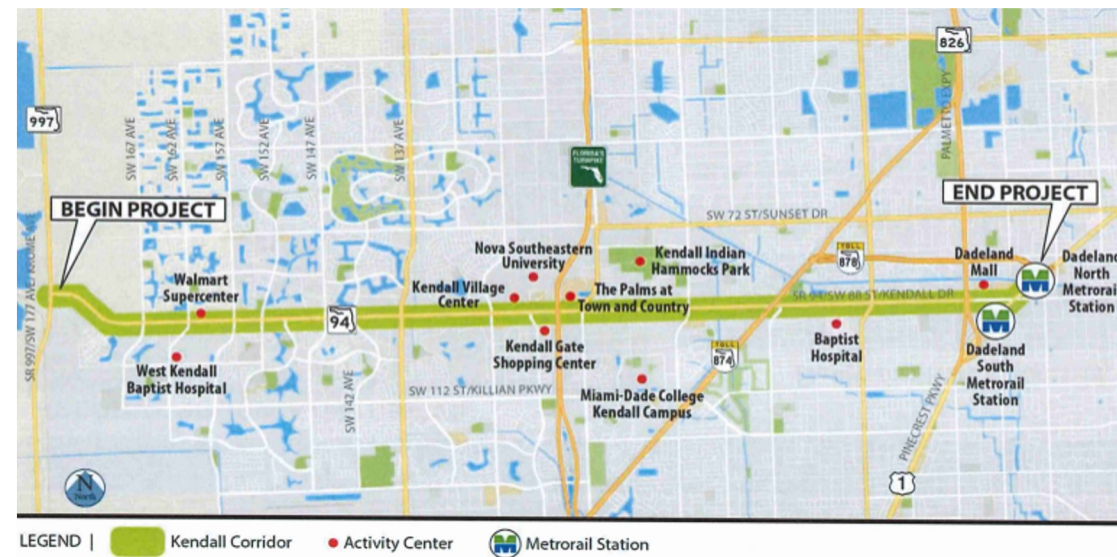




# Kendall Corridor



Bus Rapid Transit along Kendall Drive from the Dadeland North Metrorail Station to Krome Avenue.





Citizens'  
Independent  
Transportation  
Trust (CITT)

# Northeast Corridor



A more accessible commuter rail option with neighborhood stations from downtown Miami to Aventura.  
Will link with Brightline intrastate passenger rail.





# North Corridor



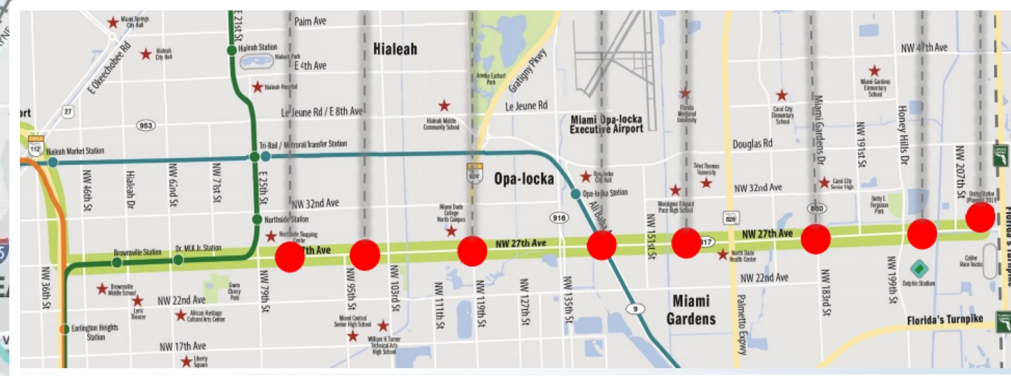
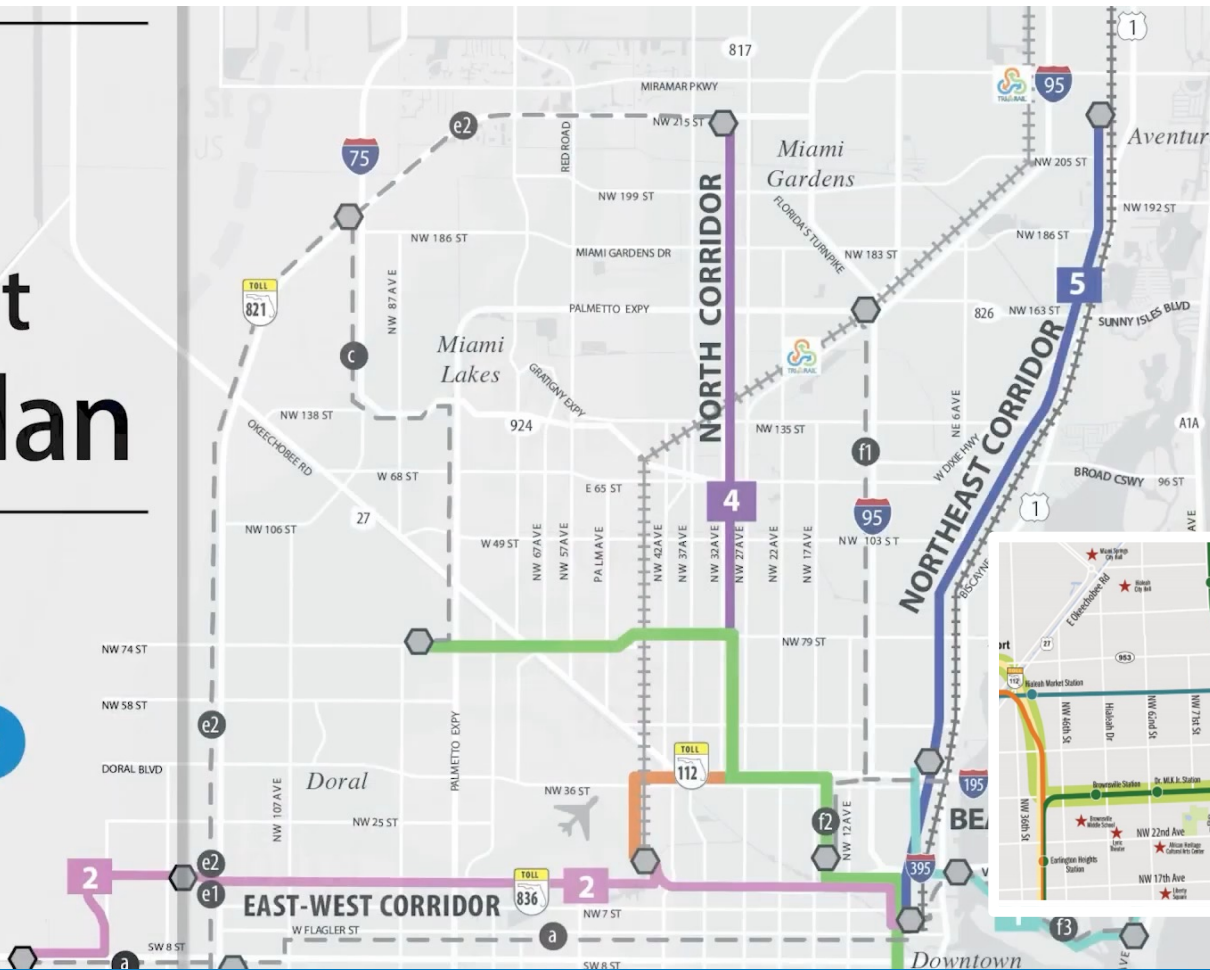
Will feature an elevated rapid transit line, connecting the existing Metrorail system at the Martin Luther King Jr. Station to the Broward County line along Northwest 27th Avenue

## Strategic Miami Area Rapid Transit SMART Plan

**TP**  
Miami-Dade Transportation Planning Organization



TAMIAMI TRAIL





# Park-and-Ride Facilities



The People's Transportation Plan funded three major Park-and-Ride facilities, offering commuters the ability to leave their cars away from the congested urban core and seamlessly transfer to transit.





# Funding Lasagna



## ✓ PTP Surtax / Half-Penny

- Capital Expansion Reserve Fund
- Future Uncommitted Proceeds
- Municipal Share

## ✓ TPO Flexed SU Grant

## ✓ State/Federal Grants

### Toll Revenue

- GMX fna MDX
- Florida's Turnpike
- Express Lanes

### Local Option Gas Tax

- Restoration of 2 cents

### Parking Revenue



## Value Capture District

- ✓ Tax Increment Financing (TIF) District
  - Speed Assessment District
  - CRAs

## Public & Private Partnerships


- ✓ Brightline
  - TODs / Adopt-A-Station
  - Port Tunnel Model (available payments)



# Additional Areas of Focus



**First / Last Mile Solutions**  
(Bike/Pedestrian, On-Demand...)



**Enhancing County/  
Municipal Connectivity**

**Improving the  
Customer Experience**  
(Maintenance, Cleanliness,  
Performance...)



**Community  
Engagement**



## Eligibility Requirements

- Ride Miami-Dade Transit at least three times per week

## Provide Feedback

- Share your experiences via the app
- Help improve the system with your suggestions

## Receive

- Points for transit passes, ride-share and more
- Community service hours

What MDC Service did you board? \*

Metrobus  
 Metrorail  
 Metromover  
 Trolley  
 On-demand Services

If Trolley, what city, route, and stop did you board? \*

(e.g. "Miami/Biscayne/1-Design District")

What time did you board? \*

Hour Minutes

Where did you get off the Trolley (city/route/stop)? \*

(e.g. "Miami/Biscayne/1-Design District")

What is the condition of the stop or station where you boarded? \*

Excellent  
 Good



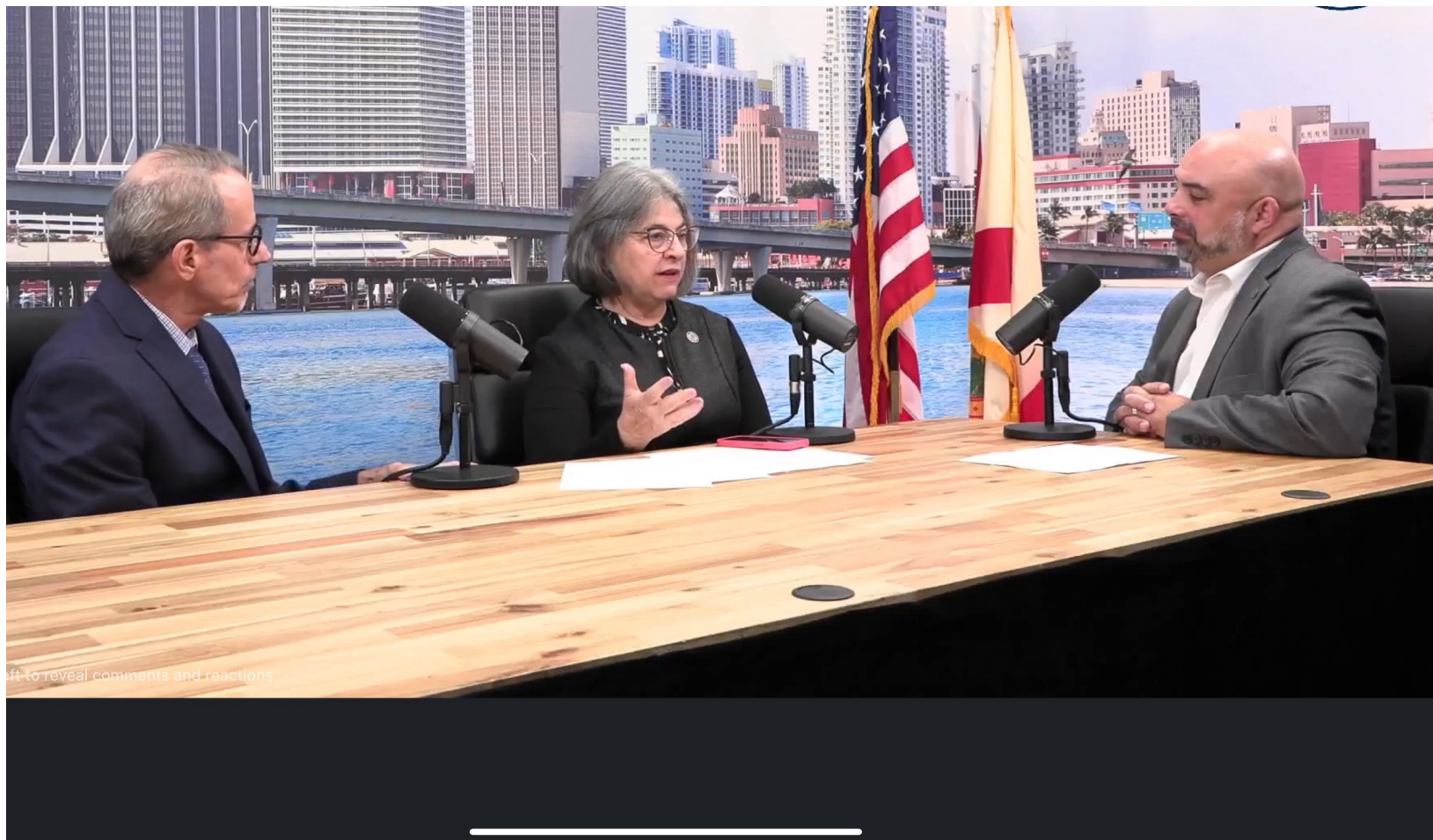


## Our Talk Show

- Social Media program focused on mobility matters (*hence the name*)
- On Facebook Live & YouTube
- Every other Thursday at 9 am
- Miami's Community Newspapers Studio (South Miami)
- *Be Our Guest!*

[Facebook.com/TransportationTrust](https://www.facebook.com/TransportationTrust)

[YouTube.com/CommunityNewspaper1946](https://www.youtube.com/CommunityNewspaper1946)



Trust member Paul Schwiep, and Miami-Dade Mayor Daniella Levine Cava on a Mobility Matters podcast with Javier Betancourt.

# Thank You



**Javier A. Betancourt**  
Executive Director






 305-375-1375

 [Javier.Betancourt@miamidade.gov](mailto:Javier.Betancourt@miamidade.gov)



CITIZENS' INDEPENDENT  
**TRANSPORTATION TRUST**

## Let's Stay Connected!

-  @GoCITT
-  @TransportationTrust
-  Citizens' Independent Transportation Trust
-  Citizens' Independent Transportation Trust
-  @TransportationTrust



**SCAN TO  
LEARN  
MORE**



**[miamidade.gov/citt](http://miamidade.gov/citt)**