

**CITY OF CORAL GABLES, FL**  
**FINANCE DEPARTMENT / PROCUREMENT DIVISION**  
405 Biltmore Way – Coral Gables, FL 33134


**City Commission**

Don Slesnick II, Mayor  
William H. Kerdyk, Jr., Vice Mayor  
Maria Anderson, Commissioner  
Rafael "Ralph" Cabrera, Commissioner  
Wayne "Chip" Withers, Commissioner

---

**City Administration**

Patrick G. Salerno, City Manager  
Elizabeth M. Hernandez, City Attorney  
Walter Foeman, City Clerk



**IFB No. 2010.07.15**

**CITY OF CORAL GABLES**  
**Construction of Street**  
**Improvements**

**PROCUREMENT/CONTRACT TEAM**

2800 SW 72<sup>nd</sup> Avenue  
Miami, FL 33155

Michael Pounds, Chief Procurement Officer  
Joe V. Rodriguez, CPPB, FCCM, Contract Specialist  
Margie Gomez, Contract Specialist  
Shaffee Mohamed, Buyer  
Jackie Duffy, Administrative Assistant

IFB Prepared By: Michael P. Pounds  
Telephone: 305-460- / Facsimile: 305-261-1601  
[contracts@coralgables.com](mailto:contracts@coralgables.com)

**June 2010**



## CORAL GABLES, FL

City of Coral Gables, 2800 SW 72<sup>nd</sup> Avenue, Miami, FL 33155

FINANCE DEPARTMENT / PROCUREMENT DIVISION

Tel: 305-460-5121, Fax: 305-460-5116

### BIDDER ACKNOWLEDGEMENT

<b>CONSTRUCTION OF STREET IMPROVEMENTS</b> <b>IFB No. 2010.07.15</b>  A cone of silence is in effect with respect to this IFB. The Cone of Silence prohibits certain communication between potential vendors and the City. For further information, please refer to the City Code Section 2-1059 of the City of Coral Gables Procurement Code.	Bids must be received prior to 2:00 P.M. Thursday, July 15, 2010 and may not be withdrawn within 90 calendar days after such date and time. Bids received by the date and time specified will be opened in the Procurement's Office located at 2800 SW 72 <sup>nd</sup> Avenue, Miami, FL 33155. All Proposals received after the specified date and time will be returned unopened.  Contact: Telephone: 305-460-5121 Facsimile: 305-460-5116 <a href="mailto:contracts@coralgables.com">contracts@coralgables.com</a>
---------------------------------------------------------------------------------------------------------------------------------------------------------------------------------------------------------------------------------------------------------------------------------------------------------------------------------------------------------	----------------------------------------------------------------------------------------------------------------------------------------------------------------------------------------------------------------------------------------------------------------------------------------------------------------------------------------------------------------------------------------------------------------------------------------------------------------------------------------------------------------------------------------

### BIDDERS ACKNOWLEDGEMENT

THIS FORM MUST BE COMPLETED AND SUBMITTED ALONG WITH THE COMPLETE BID PRIOR TO THE DATE AND THE TIME OF BID OPENING. THE BID SUMMARY SHEET PAGES ON WHICH THE BIDDER ACTUALLY SUBMITS A BID AND ANY PAGES UPON WHICH INFORMATION IS REQUIRED MUST BE COMPLETED AND ATTACHED WITH ALL PAGES OF THE BID DOCUMENT.

Bidders Name: <u>Metro Express Inc</u>	Fed. ID No. or SS Number: <u>65-0711071</u>
Complete Mailing Address: <u>9442 N.W. 109 St</u> <u>Medley, FL 33178</u>	Telephone No.: <u>(305) 885-1330</u>
Indicate type of organization below: Corporation: <input checked="" type="checkbox"/> Partnership: <input type="checkbox"/> Individual: <input type="checkbox"/> Other: <input type="checkbox"/>	Fax No.: <u>(305) 885-1327</u>
Bid Bond/Security Bond (if applicable) is attached in the amount of \$ <u>590</u>	Reason for no Response:

ATTENTION: FAILURE TO SIGN (PREFERABLY IN BLUE INK) OR COMPLETE ALL IFB SUBMITTAL FORMS AND FAILURE TO SUBMIT ALL PAGES OF THE IFB DOCUMENT AND ANY ADDENDUMS ISSUED MAY RENDER YOUR IFB NON-RESPONSIVE.

THE BIDDER CERTIFIES THAT THIS BID IS BASED UPON ALL CONDITIONS AS LISTED IN THE BID DOCUMENTS AND THAT THE BIDDER HAS MADE NO CHANGES IN THE BID DOCUMENT AS RECEIVED. THE BIDDER FURTHER PROPOSES AND AGREES, IF THE BID IS ACCEPTED, THE BIDDER WILL EXECUTE AN APPROPRIATE AGREEMENT FOR THE PURPOSE OF ESTABLISHING A FORMAL CONTRACTUAL RELATIONSHIP BETWEEN THE BIDDER AND THE CITY OF CORAL GABLES. FOR THE PERFORMANCE OF ALL REQUIREMENTS TO WHICH THIS BID PERTAINS. FURTHER, BY SIGNING BELOW IN BLUE INK ALL IFB PAGES ARE ACKNOWLEDGED AND ACCEPTED AS WELL AS ANY SPECIAL INSTRUCTION SHEET(S) IF APPLICABLE. I AM AUTHORIZED TO BIND PERFORMANCE OF THIS IFB FOR THE ABOVE BIDDER.

Delio A. Trasobares Delio A. Trasobares President 7/15/10  
Authorized Name and Signature Title Date



# CORAL GABLES, FL

City of Coral Gables, 2800 SW 72<sup>nd</sup> Avenue, Miami, FL 33155

FINANCE DEPARTMENT / PROCUREMENT DIVISION

Tel: 305-460-5121, Fax: 305-460-5116

## PUBLIC NOTICE

### Invitation to Bid (IFB) No. 2010.07.15

The City of Coral Gables is soliciting bids for a contractor to provide construction of street improvement services (but not limited to) as follows:

A. Construction : Installation of new drainage systems: drainage trench or French drains according to the City of Coral Gables standards.

1. Reconstruction of existing drainage systems.

B. Construction of traffic calming structures.

C. Reconstruction of asphalt pavement – resurfacing, including asphalted driveways.

D. Restoration of work areas.

E. New construction projects and coordination of work with other trades.

Contractor will be required to work from blue prints.

Invitation to Bid packages may be picked up at the City of Coral Gables, Finance Department, Procurement Division Office located at 2800 SW 72 Avenue, Miami, Florida 33155, or requested by fax (305) 261-1601, or via e-mail to [contracts@coralgables.com](mailto:contracts@coralgables.com). Bids submitted by mail or hand delivered should be sent to the City of Coral Gables, Finance Department, Procurement Division Office. Bids will be received until 2:00 p.m., Thursday, July 15, 2010 in the Procurement Division Office.

The City of Coral Gables will not accept and will in no way be responsible for any bids received after the deadline of **Thursday, July 15, 2010, 2:00 p.m.** The responsibility for submitting bids before the stated time and date is solely the responsibility of the Bidder. The City will not be responsible for delays caused by mail, courier services, including U.S. Mail, or any other occurrence.

Award of bid will be made to the lowest responsive responsible bidder, within a reasonable time after opening of bids. However, the City reserves the right to consider other conditions which may be in the best interests of the City. One (1) original bid and three (3) complete copies must be signed and submitted in a sealed envelope and clearly marked: **Construction of Street Improvements IFB No. 2010.07.15.**

IFB Pre-Bid Meeting and Bid Opening will take place in the Procurement Division Office, 2800 SW 72<sup>nd</sup> Ave., Miami, FL 33155

Schedule of events are as follows:

Solicitation Advertisement	June 10, 2010
Non Mandatory Pre-Bid Meeting	10:00 a.m. Thursday, June 17, 2010
Last date to request packages	4:00 p.m. Tuesday, June 29, 2010
Written Questions Deadline	4:00 p.m. Thursday, July 1, 2010
Written Answers	4:00 p.m. Friday, July 9, 2010
Deadline for Submitting Bids	2:00 p.m. Thursday, July 15, 2010
City Commission	TBA
Contract Commencement	October 1, 2010

BID PRICES MUST BE FIRM FOR A MINIMUM OF NINETY (90) DAYS. ESCALATION CLAUSES OF ANY KIND ARE NOT ACCEPTABLE. THE CITY OF CORAL GABLES RESERVES THE RIGHT TO ACCEPT ANY BIDS DEEMED TO BE IN THE BEST INTEREST OF THE CITY OF CORAL GABLES, OR WAIVE ANY INFORMALITY IN ANY BIDS. THE CITY OF CORAL GABLES MAY ALSO REJECT ANY AND/OR ALL BIDS.

YOU ARE HEREBY ADVISED THAT THIS INVITATION TO BID IS SUBJECT TO THE FOLLOWING ORDINANCES/RESOLUTIONS, WHICH MAY BE REQUESTED IN WRITING TO THE CITY OF CORAL GABLES, CITY CLERK'S OFFICE:

City of Coral Gables  
City Clerk's Office  
405 Biltmore Way, 1<sup>st</sup> Floor  
Coral Gables, FL 33134

- CONE OF SILENCE – Ordinance No. O2008-27
- CODE OF ETHICS & CONFLICT OF INTEREST – Ordinance No. O2008-27
- DEBARMENT PROCEEDINGS – Ordinance No. O2008-27
- PROTEST PROCEDURES – Ordinance No. O2008-27
- LOBBYIST REGISTRATION & DISCLOSURE OF FEES – Ordinance No. O2008-27

Sincerely,

Michael P. Pounds  
Chief Procurement Officer



## CORAL GABLES, FL

City of Coral Gables, 2800 SW 72<sup>nd</sup> Avenue, Miami, FL 33155

FINANCE DEPARTMENT / PROCUREMENT DIVISION

Tel: 305-460-5121, Fax: 305-460-5116

### CONE OF SILENCE

Invitation for Bid (IFB) No 2010.07.15

## ***NOTICE TO ALL BIDDERS AND PROPOSERS***

### **Definition:**

Any communication regarding a particular request for proposals (RFP), request for qualifications (RFQ), invitation for bids (IFB) or any other advertised solicitation between a potential offeror, vendor, service provider, bidder, lobbyist, or consultant and city department heads, their staff, selection committee or evaluation committee members.

### **Imposition:**

A cone of silence shall be imposed upon each request for proposals (RFP), request for qualifications (RFQ), invitation for bids (IFB) and any other solicitation when advertised.

### **Termination:**

The cone of silence shall terminate at:

- (1) the time of the City Manager's approval of the award, or
- (2) the time of the City Manager's written recommendation to the City Commission is received by the City Clerk, or
- (3) the time that bids or proposals are rejected by the City Commission or the City Manager.

### **Violations:**

Violation of the cone of silence by a particular bidder or offeror shall render any award to said person voidable by the city commission.

A violation of this section by a particular bidder, offeror, lobbyist or consultant shall subject such person or persons to potential debarment pursuant to the provisions of this chapter.



# CORAL GABLES, FL

City of Coral Gables, 2800 SW 72<sup>nd</sup> Avenue, Miami, FL 33155

FINANCE DEPARTMENT / PROCUREMENT DIVISION

Tel: 305-460-5121, Fax: 305-460-5116

## TABLE OF CONTENTS

### Invitation for Bid (IFB) No 2010.07.15

#### IFB - SECTION 1

INTRODUCTION TO INVITATION FOR BID (IFB).....Pg. 7

#### IFB - SECTION 2

IFB SCOPE OF WORK ..... Pg. 12

#### IFB - SECTION 3

IFB GENERAL CONDITIONS ..... Pg. 14

#### IFB - SECTION 4

INDEMNIFICATION, HOLD HARMLESS & INSURANCE REQUIREMENT .....Pg. 19

#### IFB - SECTION 5

IFB ADDENDUM AND STATEMENT OF NO BID RESPONSE FORM..... Pg. 23

#### IFB - SECTION 6

BID PRICING SCHEDULE ..... Pg. 25

---

#### ATTACHMENT "A" - FORMS

ADDITIONAL FORMS TO BE SUBMITTED WITH IFB ..... Pg. 1

---

#### ATTACHMENT "B" - PROFESSIONAL SERVICE AGREEMENT

PROFESSIONAL SERVICE AGREEMENT ..... Pg. 1

---

#### ATTACHMENT "C" – CONSTRUCTION FORMS

CONSTRUCTION FORMS TO BE SUBMITTED WITH IFB ..... Pg. 1

---

ATTACHMENT "D" – TECHNICAL SPECIFICATIONS.....Pg. 1

---

STANDARD DETAILS PARTS 1&2.....Pg. 1



# CORAL GABLES, FL

City of Coral Gables, 2800 SW 72<sup>nd</sup> Avenue, Miami, FL 33155

FINANCE DEPARTMENT / PROCUREMENT DIVISION

Tel: 305-460-5121, Fax: 305-460-5116

## SECTION 1

### Invitation for Bid (IFB) No 2010.07.15

#### **1.0: INTRODUCTION TO INVITATION TO BID**

##### **1.1. Invitation**

Thank you for your interest in this Invitation to Bid ("IFB"). The City of Coral Gables (the "City"), through its Procurement Division invites responses ("Responses") to provide the services described in Section 2.0 "Scope of Work".

##### **1.2. Contract Terms and Conditions**

The Bidder(s) selected to provide the service(s) requested herein (the "Successful Proposer(s)") shall be required to execute a Professional Services Agreement ("Agreement") with the City in substantially the same form as the Agreement included as part of this IFB, if applicable. The term(s) of the Agreement shall be for a period of **one (1) year with two (2) one (1) year options to renew, at the sole discretion of the City**, unless other terms are in the best interest of the City.

Throughout this IFB, the phrases "must" and "shall" will denote mandatory requirements. Any response that does not meet the mandatory requirements is subject to immediate disqualification.

##### **1.3. Submission of Responses**

To receive consideration, bids must be submitted on Bid forms as provided by the City. This Invitation to Bids must be resubmitted in its entirety, with all forms executed, each section signed as read and understood, and the response form completely filled out. Bids must be typed or printed in ink. Use of erasable ink is not permitted. Any additional information to be submitted as part of the Invitation to Bid may be attached behind the Bid Response form. Copies may be obtained from the Procurement Division, 2800 S.W. 72<sup>nd</sup> Avenue, Miami, FL 33155. **The Bid shall be signed by a representative who is authorized to contractually bind the Bidder.** Bids by corporations must be executed in the corporate name by the President or other corporate officer accompanied by evidence of authority to sign. The corporate address and state of incorporation must be shown below the signature. Bids by partnerships must be executed in the partnership name and signed by a partner, whose title must appear under the signature and the official address of the partnership must be shown below the signature.

The original Bid with three (3) copies must be submitted to the Procurement Division, 2800 S.W. 72<sup>nd</sup> Avenue, Miami, FL 33155 at or prior to the time noted on the proposal opening date. Attachment "A" Forms, Attachment "B" Professional Service Agreement and Attachment "C" Construction Forms one (1) original is required. Bids received after that time will not be accepted. It will be the sole responsibility of the Bidder to deliver their bids to the Chief Procurement Officer's office on or before the closing hour and date indicated.

**BIDS SHALL BE SUBMITTED IN A SEALED ENVELOPE CLEARLY MARKED ON THE EXTERIOR AS FOLLOWS:**

**IFB NO. 2010.07.15**

**BIDDER NAME AND ADDRESS:**

Metro Express Inc.  
9442 N.W. 109 St  
Medley, FL 33128

**TO BE OPENED ON:**

**THURSDAY, July 15, 2010 - 2:00 PM**

**AND ADDRESSED TO:**

**CITY OF CORAL GABLES**

**PROCUREMENT DIVISION  
2800 S.W. 72<sup>ND</sup> AVENUE  
MIAMI, FL 33155**

No responsibility will be attached to the Procurement office for the premature opening of a Bid not properly addressed and identified. **All Bids submitted become the exclusive property of the City of Coral Gables.**

Each bid shall be prepared simply and economically, providing a straightforward, concise delineation of the Bidder's capabilities to satisfy the requirements of the IFB. The emphasis in each Bid must be on completeness and clarity of content. In order to expedite the evaluation of Bids, it is essential that Bidders follow the format and instructions contained herein. Bid Submission Requirements as listed herein must be followed. Any attachments must be clearly identified.

The Bid shall be considered an offer on the part of the Bidder, which offer shall be deemed accepted upon approval of the City, and in case of default, the City reserves the right to accept or reject any and all Bids, to waive irregularities and technicalities, and request new Bids. The City also reserves the right to award any resulting agreement as it deems will best serve the interests of the City.

**1.4. Additional Information or Clarification**

The Bidder must thoroughly examine each section. If there is any doubt or obscurity as to the meaning of any part of these conditions, the Bidder may request clarification at the pre-proposal conference or by **WRITTEN REQUEST** via fax or email to the Chief Procurement Officer. Interpretations or clarifications in response to such questions will be issued in the form of a **WRITTEN ADDENDUM**, mailed and/or faxed to all parties recorded by the City's Chief Procurement Officer as having received the Bid Documents prior to the response submission date. No person is authorized to give oral interpretations of, or make oral changes to the bid. The issuance of written addendum shall be the only official method whereby such an interpretation or clarification will be made. Where there appears to be conflict between the IFB and any addenda issued, the last addendum issued shall prevail. It is the Bidder's responsibility to assure receipt of all addenda.

Facsimiles must have a cover sheet that includes the Bidders name, IFB number and title, and the number of pages transmitted. Any request for additional information or clarification must be received in writing no later than **Thursday, July 1, 2010 prior to 4:00 PM.**

Bidders should not reply on any representations, statements or explanations other than those made in this IFB or in any written addendum to this IFB.

**1.5. Bid Format**

Careful attention must be given to all requested items contained in this IFB. **PLEASE READ THE ENTIRE SOLICITATION BEFORE SUBMITTING A RESPONSE.** Bidders shall make the necessary entry in all blanks and forms provided for the Response.

- (a) Title Page. Show the IFB subject, the name of your firm, address, telephone number, name of contact person and date.
- (b) Table of Contents. Clearly identify the material by section and page number.
- (c) IFB Checklist.
- (d) Letter of Commitment and Authorization. Briefly state your firm's understanding of the work to be done and provide a positive commitment to perform the work. Give the names of the person(s) who will be authorized to make representations for your firm, their titles, addresses and telephone numbers.
- (e) Profile of Bidder. State the location of the office from which your work is to be performed. Describe the firm, including the size, range of activities, etc. Particular emphasis should be given as to how the firm-wide experience and expertise in the area addressed by the IFB will be brought to bear on the proposed work. Provide a list and description of similar municipal engagements satisfactorily performed in the past two (2) years. For each engagement listed, include the name and telephone number of a representative for whom the engagement was undertaken who can verify satisfactory performance. State whether you have been involved in any litigation in the last five (5) years or is there any pending litigation arising out of your performance.



- (f) **Summary of Bidder's Qualifications.** Identify your Project Manager and each individual who will work as part of the engagement. Include resumes for each person to be assigned. The resumes should be included as an appendix. Describe the experience in conducting similar projects for each of the Project Managers or individuals assigned to the engagement. Describe the organization of the proposed project team, detailing the level of involvement, and field of expertise.

Any and all Responses that do not follow the prescribed format may be deemed non-responsive.

Bidders shall complete and submit as part of its Response all of the following forms and/or documents:

- |                                      |                                              |
|--------------------------------------|----------------------------------------------|
| • Bidders Acknowledgement            | • Code of Silence                            |
| • Proposers Qualifications Statement | • Code of Ethics & Conflict of Interest      |
| • Americans with Disabilities Act    | • Formal Solicitation Protest Procedures     |
| • Certified Resolution               | • Drug Free Work Place Form                  |
| • Foreign Corporations               | • Lobbyist Application                       |
| • Offeror's Certifications           | • Lobbyist Biennial Registration Application |
| • Non Collusion Affidavit            | • Professional Service Agreement             |

#### **1.6. Registration**

It is the policy of the City that all prospective Bidder register as a Vendor indicating the commodities which the Proposer can regularly supply. Should a prospective Proposer not be currently listed on the City's Proposer/bidders list, you may register via internet at:

<http://www.coralgables.com/CGWeb/procurement.htm>

For any questions, contact the Procurement Office at 305-460-5102. It is the sole responsibility of the Proposer to insure that they are properly registered with the City.

#### **1.7. Award of an Agreement**

Agreements may be awarded to the Successful Bidder(s) by the City Commission or City Manager, as applicable, to one or more bidders deemed the most responsible, responsive Bidder meeting all specifications. The Contractor shall not be permitted rate increases as a result of a low Proposal. Non-performance shall result in cancellation of the contract with the Bidder. The City reserves the right to execute or not execute an Agreement with the Successful Bidder(s) if it is determined to be in the best interest of the City.

#### **1.8. Agreement Execution**

By submitting a Response, the Bidder agrees to be bound to and execute the Agreement for **Construction of Street Improvements**. Without diminishing the foregoing, the Bidder may request clarification and submit comments concerning the Agreement for City's consideration. Only comments and proposed revisions included within the Response will be considered by the City. Any comments identified after the Response has been received need not be considered by the City. Furthermore, any requests to negotiate provisions of the Agreement not identified in the response after the Response has been received, may be grounds for removal from further consideration for award. None of the foregoing shall preclude the City from seeking to negotiate changes to the Agreement during the negotiations process.

Failure of the successful Bidder to execute a contract within thirty (30) days after the notification of award may, at the City's sole discretion, constitute a default. However, the Agreement must be executed no later than one hundred twenty (120) days, based upon the requirements set forth in the IFB through action taken by the City Commission at a duly authorized meeting. If the Bidder first awarded the Contract fails to enter into the contract as herein provided, the award may be declared null and void, and the Contract awarded to the next most responsible, responsive Bidder, or re-advertised, as determined by the City.

#### **1.9. Unauthorized Work**

Any unauthorized work performed by the Successful Bidder(s) shall be deemed non-compensable by the City.

#### **1.10. Changes/Alterations**

Bidders may change or withdraw a Response at any time **prior to Response Submission Deadline**. All changes or withdrawals shall be made in writing to the Procurement Division as specified in this IFB.

Oral/Verbal modifications will not be allowed. Written modifications will not be accepted after the Response Submission Date.

**1.11. Discrepancies, Errors, and Omissions**

Any discrepancies, errors, or ambiguities in the IFB or addenda (if any) should be reported in writing to the City's Procurement Division in the manner prescribed in IFB section 1.4 above. Should it be necessary, the City will issue a written addendum to the IFB clarifying such conflicts or ambiguities.

**1.12. Disqualifications**

The City reserves the right to disqualify Responses before or after the submission date, upon evidence of collusion with intent to defraud or other illegal practices on the part of the Bidder. It also reserves the right to waive any immaterial defect or informality in any Response; to reject any or all Responses in whole or in part, or to reissue an Invitation for Bid.

Any Responses submitted by a Bidder who is in arrears (money owed) to the City or where the City has an open claim against a Bidder for monies owed the City at the time of Bid submission, will be rejected as non-responsive and shall not be considered for award.

**1.13. Bidders Expenditures**

Bidder(s) understand and agree that any expenditure they make in preparation and submittal of Responses or in the performance of any services requested by the City in connection with the Responses to this IFB are exclusively at the expense of the Bidder(s). The City shall not pay or reimburse any expenditure or any other expense incurred by any Bidder in preparation of a Response or anticipation of a contract award or to maintain the approved status of the Successful Bidder(s) if an Agreement is awarded.

**NOTE: BID BOND / PERFORMANCE BOND CAN BE INSERTED AS PART OF THE SCOPE OF WORK OR THE INTRODUCTION.**

**1.14 Bid Bond/Bid Security/Bid Deposit**

*A Bid Bond, a certified check, cashier's check, Treasurer's check or bank draft of any State or National Bank in the amount of five percent (5%) of the bid total amount will accompany the Bid. The bonding company must appear on the US Treasury List. The Bid Bond of the successful Proposer will be retained until receipt and acceptance of a performance bond and all other required documents. Bid Bonds of all other Bidders will be returned without interest upon Award of Contract. Failure to provide the bid bond when required shall result in the Bidder being "non-responsive" and rejected.*

**1.15 Performance and Payment Bond**

*The successful Bidder shall post a Performance and Payment Bond from a Corporate Surety, which is satisfactory to the City as security for the performance and prompt payment to all persons supplying labor and material in the execution of the work to be performed under this Contract and on any and/or all duly authorized modifications hereof. A bond will be posted on a per project basis and shall be a sum equal to one hundred percent (100%) of each project(s) total, unless otherwise specified. The bond may be in the form of a Cash Bond or Surety bond written through an approved, reputable, and responsible company authorized to do business in the State of Florida. Attorneys-in-fact who sign bid bonds or contract bonds must file with such bond a certified copy of power of attorney to sign said bond.*

*Performance Bond must be filed by the Contractor with the City Clerk, in the full amount of the contract price, as set forth here within this section in form and with corporate surety satisfactory to the City Manager and City Attorney, conditioned upon the performance of the work in accordance with the Contract and the Plans and Specifications thereof, and for the payment of all persons performing labor and furnishing equipment or materials in connection with the Contract and indemnifying said City of Coral Gables from any expense, loss, or cost arising from and out of the improper performance of said Contract.*

**1.16 Bid Bond/Bid Security/Bid Deposit Forfeited Liquidated Damages**

*The following specification shall apply to bid/proposal, performance, payment, maintenance, and all other types of bonds:*

*All Bonds shall be written through surety insurers authorized to do business in the State of Florida as surety, with the following qualifications as to management and financial strength according to the latest edition of Bests Insurance Guide, published by A.M. Best Company, Oldwick, New Jersey.*

<u>Bond Amount</u>	<u>Best Rating</u>
500,000 to 1,500,000	A VI
1,500,000 to 2,500,000	A VIII
2,500,000 to 5,000,000	A X
5,000,000 to 10,000,000	A XII
over 10,000,000	A XV

*On bond amount of \$500,000 or less, the provisions of Section 287.0935, Florida Statutes (1985) shall be in effect and surety companies not otherwise qualifying with this paragraph may optionally qualify by:*

- 1. Providing evidence that the surety has twice the minimum surplus and capital required by the Florida Insurance Code at the time the Invitation for Bid and/or Request for Proposal is issued.*
- 2. Certifying that the surety is otherwise in compliance with the Florida Insurance Code.*
- 3. Providing a copy of the currently valid Certificate of Authority issued by the United States Department of the Treasury under ss. U.S.C. 9304-9308.*

*Surety insurers shall be listed in the latest Circular 570 of the U.S. Department of Treasury entitled A Surety Companies Acceptable to the Federal Bonds, published annually. The bond amount shall not exceed the underwriting limitations.*



## **CORAL GABLES, FL**

City of Coral Gables, 2800 SW 72<sup>nd</sup> Avenue, Miami, FL 33155

FINANCE DEPARTMENT / PROCUREMENT DIVISION

Tel: 305-460-5121, Fax: 305-460-5116

### **SECTION 2**

#### **Invitation for Bid (IFB) No 2010.07.15**

##### **2.0: IFB SCOPE OF WORK**

---

##### **2.1 SCOPE OF WORK:**

The Contractor will construct street improvements at various locations for the City of Coral Gables.

##### **2.2 WORK COORDINATION:**

The Contractor must be able to coordinate and work with other trades, including Owner's staff, and other contractors. The contractor may be required to work under a contracted Engineering or Architectural consultant on projects. The Contractor may be required to work under the direction of the Owner's Engineer.

##### **2.3 TYPES OF WORK:**

The following outlines in general, but not limited to, the types of service request the Contractor may be required to provide.

**2.3.1 Construction :** Installation new drainage systems: drainage trench or french drain according to the City of Coral Gables standards

2.3.1.1 Reconstruction existing drainage systems

2.3.1.2 Construction of traffic calming structures

6.3.1.2 Reconstruction of asphalt pavement – resurfacing, including asphalted driveways.

6.3.1.3 Restoration of work area

New construction projects and coordination of work with other trades. Contractor will be required to work from blue prints.

Annual Budget Estimate: \$1,000,000

We/I, the undersigned, do hereby state that we/I have read and understood the Scope of Work.

SIGNED: Delio A. Trosobares TITLE: President

Delio A. Trosobares

Please type or Print Name:

COMPANY:

Metro Express Inc. DATE: 6/24/10



# CORAL GABLES, FL

City of Coral Gables, 2800 SW 72<sup>nd</sup> Avenue, Miami, FL 33155

FINANCE DEPARTMENT / PROCUREMENT DIVISION

Tel: 305-460-5121, Fax: 305-460-5116

## SECTION 3

### Invitation for Bid (IFB) No 2010.07.15

#### **3.0: IFB GENERAL CONDITIONS**

---

##### **3.1. Acceptance/Rejection**

The City reserves the right to accept or reject any and/or all Bids or sections thereof, and waive any informalities or technicalities. As a matter of information, the City Commission does not bind itself to accept the minimum specifications stated herein, but reserves the right to accept any Bids which in the judgment of the City will best serve the needs and interest of the City. The City also reserves the right to reject any Bidder(s) who has previously failed to properly perform under the terms and conditions of a contract, to deliver on time any contracts with the City, and who is not in a position to perform the requirements defined in this IFB. This offering of IFB itself does not in any way constitute a contractual agreement between the City of Coral Gables and the Bidder.

##### **3.2. Legal Requirements**

The Proposer shall comply with all rules, regulations and laws of the City of Coral Gables, Miami-Dade County, the State of Florida and the Federal Government now in force or hereinafter to be adopted. Lack of knowledge by the Proposer shall in no way be cause for relief from responsibility.

##### **3.3. Non-Appropriation of funds**

In the event that insufficient funds are appropriated and budgeted or funding is otherwise unavailable in any fiscal period for this Project, then the City, shall have the unqualified right to terminate the Work Order(s) or Agreement upon written notice to the Contractor, without any penalty or expenses to the City. No guarantee, warranty or representation is made that any particular work or any project(s) will be assigned to any vendor(s).

##### **3.4. Occupational License Requirements**

Any person, firm, corporation or joint venture, with a business location in the City of Coral Gables who is submitting a Bid response under this solicitation, shall meet the City's Occupational License Tax Requirements in accordance with Ordinance No O2005-15 of the City of Coral Gables Code and Chapter 205 of the Florida Statutes.

Others with a location outside the City of Coral Gables shall meet their local Occupational License Tax requirements. Copy of the license must be submitted with the Bid; however, the City may, at its sole option and in its best interest, allow the Bidder to supply the license to the City during the evaluation period, but prior to award.

##### **3.5. Minimum Qualification Requirements**

The City of Coral Gables intends to procure items or service as specified herein from sources of supply that will give prompt, professional and convenient service of acceptable quality. Each Bidder shall complete the applicable Qualifications Statement and submit it with the Bid. Failure to submit statement and documents required thereunder may constitute grounds for rejection. The Bidder must have a proven record of successfully completing projects. The City reserves the right to make pre-Award inspections of the Bidder's facilities and/or equipment prior to Contract Award.

Bids will be considered only from firms that meet the following criteria:

- (a) Firms that are regularly engaged in the business of providing these goods and/or services as described in the Invitation for Bid "Scope of Work".

- (b) Firms that have a record of regular performance of similar scope and quality for a reasonable period of time as specified in the "Scope of Work".
- (c) Firms that have sufficient financial support, as specified in Special Conditions, equipment and organization to insure that the firm can satisfactorily execute the Contract under the terms and conditions stated herein.

The terms "equipment" and "organization" as used herein shall be construed to mean a fully equipped and well established company in line with the best business practices of the industry as determined by the proper authorities of the City of Coral Gables.

At City's sole discretion, it may be determined that a Bidder is not "qualified", "non-responsive" and/or "not responsible". Bid may be rejected for any of, **but not limited to**, the following reasons:

- (a) Evidence of collusion with other Bidders. Participants in such collusion shall be disqualified for any further work from the City until such time as they are reinstated.
- (b) Submission of more than one Bid for the same Contract under the same or different names, in which case all such duplicated Bids shall be rejected.
- (c) Bidder lacks qualification or resources necessary to fulfill the intent of the Contract.
- (d) Unsatisfactory performance record, judged from the standpoint of conduct of work, workmanship, progress or standards of performance agreed upon in the Contract as substantiated by past or current work with the City.
- (e) Bidder has previously defaulted in the performance of a public service contract, or has been convicted of a crime arising from the performance of a previous or current public service contract.
- (f) Any other inability, financial or otherwise, to perform the work, based on any reasons deemed proper as determined from a prepared survey of Bidder's capability to perform the work.

### 3.6. Public Entity Crimes

A person or affiliate who has been placed on the convicted vendor list following a conviction for a public entity crime may not submit a Proposal to provide any goods or services to a public entity, may not submit a Bid with a public entity for the construction or repair of a public building or public work, may not submit Bids on leases of real property to a public entity, may not be awarded or perform work as a contractor, supplier, subcontractor, or consultant under a contract with any public entity, and may not transact business with any public entity in excess of the threshold amount provided in F.S. 287.017 for CATEGORY TWO for a period of 36 months from the date of being placed on the convicted vendors list.

### 3.7. Resolution of Protests

Pursuant to Section 2-950 of the City of Coral Gables Code:

*Notice of Intent:* Any actual or prospective bidder or offeror who perceives itself aggrieved in connection with the formal solicitation of a contract or who intends to contest bid specifications or a bid solicitation may file a written notice of intent to file a protest with the City Clerk's office within three (3) calendar days prior to the date set for opening of bids or receipt of proposals.

Any actual responsive and responsible bidder whose bid is lower than that of the recommended bidder or an offeror who perceives itself aggrieved in connection with the recommended award of contract may file a written notice of intent to file a protest with the City Clerk's office within three (3) calendar days after notice of the city manager's written recommendation to the city commission for award of contract.

A notice of intent to file a protest is considered filed when received by the City Clerk's office.

*Written Protest:* A written protest based on any of the foregoing must be submitted to the City Clerk's office within five (5) calendar days after the date the notice of protest was filed. The written protest shall state with particularity the specific facts and law upon which the protest of the solicitation or the award is based, and shall include all pertinent documents and evidence. This shall form the basis for review of the written protest and no facts, grounds, documentation or evidence not contained in the protester's submission

at the time of filing the protest shall be permitted in the consideration of the written protest. A written protest may not challenge the relative weight of the evaluation criteria or the formula for assigning points in making an award determination.

A written protest is considered filed when received by the City Clerk's office.

*Filing Fee:* The written protest must be accompanied by a filing fee in the form of a money order or cashier's check payable to the city in an amount equal to one percent of the amount of the bid or proposed contract, or \$2,500.00, whichever is less.

*Compliance with filing requirements:* Failure of a party to timely file either the notice of intent to file a protest or the written protest, or submit the filing fee, with the City Clerk's office within the time provided above shall constitute a forfeiture of such party's right to file a protest. The protesting party shall not be entitled to seek redress before the City Commission or seek judicial relief without first having followed the procedure set forth in this section.

### **3.8. Review of Responses for Responsiveness**

Each Response will be reviewed to determine if it is responsive to the submission requirements outlined in the IFB. A "responsive" Response is one which meets the requirements of the IFB, is submitted in the format outlined in the IFB, is a timely submission, and has the appropriate signature as required on each document.

### **3.9. Collusion**

The Bidder, by submitting a Response, certifies that its Response is made without previous understanding, agreement or connection either with any person, firm, or corporation submitting a Response for the same services, or with any City Department. The Bidder certifies that its Response is fair, without control, collusion, fraud, or other illegal action. The Bidder certifies that it is in compliance with the conflict of interest and code of ethics laws. The City will investigate all situations where collusion may have occurred and the City reserves the right to reject any and all Responses where collusion may have occurred.

### **3.10. Sub-Contractor(s)**

A Sub-Contractor is an individual or firm contracted by the Bidder(s) to assist in the performance of services required under this IFB. A Sub-Contractor shall be paid through Bidder(s) and not paid directly by the City. Sub-Contractors are allowed by the City in the performance of the services delineated within this IFB. Bidder(s) shall clearly reflect in its Response the major Sub-Contractor to be utilized in the performance of required services. The City retains the right to accept or reject any Sub-Contractor proposed prior to Agreement execution. Any and all liabilities regarding the use of a Sub-Contractor shall be borne solely by the Successful Bidder(s) and insurance for each Sub-Contractor must be maintained in good standing and approved by the City throughout the duration of the Agreement. Neither the Successful Bidder(s) nor any of its Sub-Contractors are considered to be employees or agents of the City. Failure to list all major Sub-Contractors and provide the required information may disqualify any proposed Sub-Contractor from performing work under this IFB.

Bidder(s) shall include in their Responses the requested Sub-Contractor information and include all relevant information required of the Bidder(s).

### **3.11 Substitutions for Assigned Personnel**

The City reserves the right to approve substitutions for assigned personnel proposed for this project. Substitutions may be allowed for staff turnover, sickness or other emergency situations.

### **3.12. Public Records**

Sealed bids or proposals received by an agency pursuant to invitations for bid or requests for proposals are exempt from Florida Statutes Section 119.07(1) until such time as the agency provides notice of a decision or intended decision or within 10 days after bid or proposal opening, whichever is earlier.



# SAMPLE

## CONTRACTOR PERFORMANCE EVALUATION

CONTRACTOR \_\_\_\_\_

PROJECT \_\_\_\_\_

DATE from \_\_\_\_\_ to \_\_\_\_\_

*Write relevant comments in each field or write N/A.*

### CONTRACTOR'S PERFORMANCE

### ABILITY TO MEET SCHEDULES

### ABILITY TO ADJUST TO CIRCUMSTANCES

### PROJECT MET BUDGET

### CHANGE ORDERS

### PROPER STAFFING

### PROPER EQUIPMENT

# SAMPLE

## CONTRACTOR PERFORMANCE EVALUATION

Page 2

### MANAGEMENT OF SUB-CONTRACTORS

--

### COMPLIANCE WITH SPECIFICATIONS

--

### COMPLIANCE WITH DOCUMENTATION REQUIREMENTS

--

### SAFETY

--

### PROJECT MANGER COMMENTS and signature

--

### DIVISION SUPERVISOR COMMENTS and signature

--

### ASSISTANT DIRECTOR COMMENTS and signature

--

*Retain one copy in project book, one copy in contractor file.*



## CORAL GABLES, FL

City of Coral Gables, 2800 SW 72<sup>nd</sup> Avenue, Miami, FL 33155

FINANCE DEPARTMENT / PROCUREMENT DIVISION

Tel: 305-460-5121, Fax: 305-460-5116

### SECTION 4

#### Invitation for Bid (IFB) No 2010.07.15

#### **4.0: INDEMNIFICATION, HOLD HARMLESS & INSURANCE REQUIREMENTS**

---

##### **4.1 INDEMNIFICATION AND HOLD HARMLESS PROVISIONS**

To the fullest extent permitted by Laws and Regulations, the Respondent(s) who are awarded the bid shall indemnify and hold harmless the City and its consultants, agents, and employees from and against all claims, damages, losses, and expenses direct, indirect, or consequential (including but not limited to fees and charges of attorneys and other professionals and court and arbitration costs) arising out of or resulting from the performance of the work, provided that any such claim, damage, loss, or expense (a) is attributable to bodily injury, sickness, disease or death, or to injury and (b) is caused in whole or in part by any willful or negligent act or omission of Respondent, any subconsultant, or any person or organization directly or indirectly employed by any of them to perform or furnish any of the work or anyone for whose acts any of them may be liable, regardless of whether or not it is caused in part by a party indemnified hereunder or arises by or is imposed by Law and Regulations regardless of the negligence of any such party.

In any and all claims against the City or any of its consultants, agents, or employees by any employee of Respondent, and subconsultant, any person or organization directly or indirectly employed by any of them to perform or furnish any of the work or anyone for whose acts any of them may be liable, the indemnification obligation under the above paragraph shall not be limited in any way by any limitation on the amount or type of damages, compensation, or benefits payable by or for Respondent or any such subconsultant or other person or organization under workers' or workman's compensation acts, disability benefit acts, or other employee benefit acts.

It is the specific intent of the parties hereto that the foregoing indemnification complies with Section 725.06 (Chapter 725), Florida Statutes.

##### **4.2 INSURANCE REQUIREMENTS**

###### **4.2.1 GENERAL CONDITIONS**

Pursuant to the City of Coral Gables Code, Section 2-1007, the Risk Management Division of the Human Resources Department has developed the following insurance requirements to protect the City of Coral Gables to the maximum extent feasible against any and all claims that could significantly affect the ability of the City to continue to fulfill its obligations and responsibilities to the taxpayers and the public.

Consequently, prior to award and in any event prior to commencing work, the Contractor shall procure, and provide the City with evidence of insurance coverage as required herein and name the City as an Additional Insured on a primary and non-contributory basis. The Contractor shall secure and maintain, at its own expense, and keep in effect during the full period of the contract a policy or policies of insurance, and must submit these documents to the Risk Management Division of Human Resources Department for review and approval.

All city solicitation and contract documents shall include insurance provisions approved by the Risk Management Division.

#### 4.2.2 INSURER REQUIREMENTS

The Contractor and/or Vendor shall maintain, at its own cost and expense, the following types and amounts of insurance with insurers with rating of "A-" "VI" or better according to the A.M. Best rating guide as a minimum standard. The insurers providing coverage must be approved by the State of Florida and hold all of the required licenses in good standing to conduct business within the State of Florida. In addition, they must be acceptable to the City of Coral Gables Risk Management Division and/or the City Attorney's Office.

#### 4.2.3 TYPE OF COVERAGE & LIMIT OF LIABILITY REQUIREMENT

**4.2.3.1 Professional Liability Insurance** with a limit of liability no less than \$1,000,000 per occurrence with a deductible per claim, if any, not to exceed 5% of the limit of liability providing for all sums which the PROFESSIONAL shall become legally obligated to pay as damages for claims arising out of the services performed by the PROFESSIONAL or any person employed in connection with this Agreement. This insurance shall be maintained for three (3) years after any WORK covered by this Agreement.

**4.2.3.2 Workers' Compensation and Employers Liability Insurance** covering all employees, subcontractors, and/or volunteers of the Contractor and/or Vendor engaged in the performance of the scope of work associated with this contract and/or agreement. The minimum limits of liability shall be in accordance with applicable state and/or federal laws that may apply to Workers' Compensation insurance, with the following limits:

**4.2.3.2.1 Workers' Compensation - Coverage A**  
Statutory Limits (State of Florida or Federal Act)

**4.2.3.2.2 Employers' Liability - Coverage B**  
\$1,000,000 Limit - Each Accident  
\$1,000,000 Limit - Disease each Employee  
\$1,000,000 Limit - Disease Policy Limit

**4.2.3.3 Commercial General Liability Insurance** written on an occurrence basis including, but not limited to; Coverage for contractual liability, products and completed operations, personal & advertising injury, bodily injury and property damage liabilities with limits of liability no less than:

**4.2.3.3.1 Each Occurrence Limit - \$1,000,000**

**4.2.3.3.2 Fire Damage Limit (Damage to rented premises) - \$100,000**

**4.2.3.3.3 Personal & Advertising Injury Limit - \$1,000,000**

**4.2.3.3.4 General Aggregate Limit - \$2,000,000**

**4.2.3.3.5 Products & Completed Operations Aggregate Limit - \$2,000,000**

**4.2.3.4 Business Automobile Liability Insurance** covering all owned, non-owned and hired vehicles used in connection with the performance of work under this Contract, with a combined single limit of liability for bodily injury and property damage of not less than:

**4.2.3.4.1 Combined Single Limit (Each Accident) - \$1,000,000**

**4.2.3.4.2 Any Auto (Symbol 1)**

**4.2.3.4.3 Hired Autos (Symbol 8)**

**4.2.3.4.4 Non-Owned Autos (Symbol 9)**

**4.2.3.5 Property Insurance** is required only when the contractor is in the care, custody or control of City owned property. Coverage will be provided for loss or damage by fire, lightning, windstorm and against loss or damage by all other risks (including

transit) covered by the broadest Property Coverage Form commercially available, including the expense of the removal of debris of such property as a result of damage by an insured peril. The insurance shall be written on a replacement cost basis, which is hereby defined as the cost of replacing the property insured without deduction for depreciation or wear and tear. Every attempt will be made to have coverage provided on an "Agreed Value" basis "Not subject to a Co-Insurance Clause" or the "Co-Insurance Clause" must be waived by endorsement and the limit of insurance must be for an amount equal to the total replacement cost of the property being insured. If the contract is related to construction, a Builders Risk policy and/or an Installation Floater may be required to meet the above requirements.

**4.2.4 MINIMUM COVERAGE FORM (SHALL BE AT LEAST AS BROAD AS):**

**4.2.4.1 Workers Compensation**

The standard form approved by the State of Jurisdiction

**4.2.4.2 Commercial General Liability**

ISO (Insurance Services Office, Inc.) Commercial General Liability coverage ("occurrence" Form CG 0001) or its equivalent. "Claims made" form is unacceptable except for professional or environmental liability coverage.

**4.2.4.3 Commercial Auto Liability**

ISO (Insurance Services Office, Inc.) Commercial Auto Liability coverage (form CA 0001) or its equivalent.

**4.2.4.4 Property Insurance**

As a minimum standard, the ISO (Insurance Services Office, Inc.) CP 0010 - Building and Personal Property Form along with the CP 1030 - Special Perils Coverage Form or their equivalents must be used.

**4.2.5 REQUIRED ENDORSEMENTS**

**4.2.5.1 The following endorsements with City approved language**

**4.2.5.1.1** Additional insured status provided on a primary & non-contributory basis

**4.2.5.1.2** Waiver of Subrogation

**4.2.5.1.3** Notices of Cancellation/Non-renewal/Material Changes must be sent directly to the City of Coral Gables by the Insurance Company. The City only requires the same statutory notice that an insurance company must provide to the insured, however this Notice may not be less than Thirty (30) Days, except a Ten (10) Day Notice of cancellation is acceptable for non-payment of premium.

Notices of Cancellation, Non-renewal or Material Change must be provided to the following address:

CITY OF CORAL GABLES  
RISK MANAGEMENT DIVISION  
2801 SALZEDO STREET, SECOND FLOOR  
CORAL GABLES, FL 33134

**4.2.5.2** All policies shall contain a "severability of interest" or "cross liability" clause without obligation for premium payment of the City.

**4.2.5.3** The City of Coral Gables shall be named as a Loss Payee and Additional Insured on all Property and/or Inland Marine Policies as their interest may appear.

#### **4.2.6 HOW TO EVIDENCE COVERAGE TO THE CITY**

##### **4.2.6.1 The following documents must be provided to the City;**

###### **4.2.6.1.1 A Certificate of Insurance containing the following information:**

- 4.2.6.1.1.1** Issued to entity contracting with the City
- 4.2.6.1.1.2** Evidencing the appropriate Coverage
- 4.2.6.1.1.3** Evidencing the required Limits of Liability required
- 4.2.6.1.1.4** Evidencing that coverage is currently in force
- 4.2.6.1.1.5** Language provided in the Special Provision Section of the Certificate of Insurance affirming that all endorsements required by the City have been endorsed to all of the policies.

###### **4.2.6.1.2 A copy of each endorsement that is required by the City**

##### **4.2.6.2 All Certificates of Insurance must be signed by a person authorized by that insurer to bind or amend coverage on its behalf**

##### **4.2.6.3 The City reserves the right to require a complete copy of any insurance policies required by the City. Should the City invoke this right, the policy must be provided directly to the City by the insurance agent or insurance company.**

##### **4.2.6.4 The city reserves the right to require additional insurance requirements at any time during the course of the agreement.**

#### **4.2.7 WAIVER OF INSURANCE REQUIREMENTS**

Should a Respondent not be able to comply with any insurance requirement, for any reason, the respondent must write a letter to the Risk Management Division on their letter head requesting that a waiver of a specific insurance requirement be granted. The requested waiver will be evaluated by the Risk Management Division. The Risk Management Division will approve or reject the requested waiver of insurance and will forward the waiver to the City Attorney's Office for further evaluation.

Respondents are encouraged review their individual insurance needs with their insurance agents/brokers regularly to determine the adequacy of the coverage and the limits of liability that are being purchased. In certain circumstances, the City of Coral Gables will require additional insurance to respond to the hold harmless and indemnification clauses executed with the City of Coral Gables. Based on the nature of the work performed, the City of Coral Gables will determine what additional types of insurance and/or higher limits of liability that must be obtained.



## CORAL GABLES, FL

City of Coral Gables, 2800 SW 72<sup>nd</sup> Avenue, Miami, FL 33155

FINANCE DEPARTMENT / PROCUREMENT DIVISION  
Tel: 305-460-5121, Fax: 305-460-5116

### SECTION 5

#### Invitation for Bid (IFB) No 2010.07.15

##### 5.0: IFB ADDENDUM AND STATEMENT OF NO BID RESPONSE FORM

###### SUBMITTED TO:

City of Coral Gables  
Office of the Chief Procurement Officer  
2800 SW 72 Avenue  
Miami, Florida 33155

1. The undersigned Bidder proposes and agrees, if this Bid is accepted, to enter in a Contract with the CITY to perform and furnish all work as specified or indicated in the Bid and Contract Documents for the Contract price and within the Contract time indicated in the Bid and in accordance with the Other terms and conditions of the bid and Contract Documents.
2. Bidder accepts and hereby incorporates by reference in this Bid Response Form all of the terms and conditions of the Invitation for Bid.
3. Bidder proposes to furnish all labor, services and supervision for the work described in this Invitation for Bid.
4. Acknowledgement is hereby made of the following Addenda, if any (identified by number) received since issuance of the Invitation for Bid:

Addendum No. \_\_\_\_\_ Date \_\_\_\_\_ Initials \_\_\_\_\_

Addendum No. \_\_\_\_\_ Date \_\_\_\_\_ Initials \_\_\_\_\_

Addendum No. \_\_\_\_\_ Date \_\_\_\_\_ Initials \_\_\_\_\_

No addendum was received \_\_\_\_\_ Date \_\_\_\_\_ Initials \_\_\_\_\_

5. Bidder accepts the provisions of the Contract as to penalties in the event of failure to provide services as indicated.

6. Bidders correct legal name: Metro Express Inc.

Address: 9442 N.W 109 St

City/State/Zip: Medley, FL 33178

Telephone No./Fax No.: (305) 885-1330 (305) 885-1327

Social Security or Federal I.D. No.: 65-0711071

Officer signing Bids: Dale A. Grawner Title: President

Dale A. Grawner

**STATEMENT OF NO BID**

**NOTE: If you do not intend to submit a Response on this commodity or service, please return this form in the bid envelope on or before bid opening. Failure to submit a response after three (3) requests for bid without a sufficient justification of "No Bid" will be cause for removal from the vendor/bidder's list.**

City of Coral Gables  
Procurement Division  
2800 S.W. 72<sup>nd</sup> Avenue  
Miami, FL 33155

We, the undersigned, have declined to submit a bid on your **IFB No** \_\_\_\_\_ -  
\_\_\_\_\_.

- \_\_\_\_\_ Specifications too "tight", i.e., geared toward one brand or manufacturer only (explain below).
- \_\_\_\_\_ Insufficient time to respond to the Invitation for Bid.
- \_\_\_\_\_ We do not offer this product or service.
- \_\_\_\_\_ Our schedule would not permit us to perform.
- \_\_\_\_\_ We are unable to meet specifications.
- \_\_\_\_\_ We are unable to meet bond requirements.
- \_\_\_\_\_ Specifications are unclear (explain below).
- \_\_\_\_\_ We are unable to meet insurance requirements.
- \_\_\_\_\_ Remove us from your bidders' list for this commodity or service.
- \_\_\_\_\_ Other (specify below).

Remarks: \_\_\_\_\_  
\_\_\_\_\_  
\_\_\_\_\_

We understand that if this statement is not completed and returned, our company may be deleted from the City of Coral Gables bidders' list for this commodity or service.

Company Name: \_\_\_\_\_

Signature: \_\_\_\_\_

Title: \_\_\_\_\_

Telephone: \_\_\_\_\_

Date: \_\_\_\_\_





## CORAL GABLES, FL

City of Coral Gables, 2800 SW 72<sup>nd</sup> Avenue, Miami, FL 33155

FINANCE DEPARTMENT / PROCUREMENT DIVISION  
Tel: 305-460-5121, Fax: 305-460-5116

### SECTION 6

#### Invitation for Bid (IFB) No 2010.07.15

##### 6.0: BID PRICING SCHEDULE

##### 6.1 BID PRICING SCHEDULE FORM

Bidder should carefully follow the instructions outlined below, particularly with respect to the format and number of pages allotted to each topic, if applicable. Failure to follow these instructions may be considered grounds for excluding a bid from further consideration.

Bidder shall submit a Bid expressing its interest in providing the services described herein. To receive consideration, this Invitation for Bid must be submitted in its entirety, with all forms executed. Bids must be typed or printed in blue ink. Use of erasable ink is not permitted. All corrections to prices made by the Bidder must be initialed. Any additional information to be submitted as part of the Bid may be attached behind the Bid Pricing Schedule Form. Additional information shall be attached behind this form, carefully cross-referencing each item number and/or letter.

BIDDERS NAME: Metro Express Inc.  
CONTACT NAME / TITLE: Delio A. Trasobares, President  
SIGNATURE: Delio A. Trasobares DATE: 7/15/10  
ADDRESS: 9442 N.W. 109 St Medley, FL 33178  
TELEPHONE: (305) 885-1330 FACSIMILE: (305) 885-1327 EMAIL: delio@metroexpresscorp.com

The work to be performed under this Contract shall consist of furnishing all equipment materials, supplies, and manufactured articles, for furnishing all transportation and services, including fuel, power water and essential communications, and for the performance of all labor, work, or other operations required for the fulfillment of the Contract in strict accordance with the Contract Documents.

6.2 Roadwork Subtotal \$ 372,175.00

6.3 Drainage Subtotal \$ 425,000.00

Total Base Bid \$ 797,175.00

**BID Response**  
(By Bid Item)

**6.2 ROADWORK**

Provide all services, labor, tools, materials and supervision to construct asphalt concrete pavement, sidewalk, curbs and drainage structures at various locations in the City of Coral Gables, Florida according to the attached specifications.

Bid Item #	Description	Approx. Quantity	Amount
1.	Construct 1" asphalt concrete finish course for the unit price of <u>five dollars</u> & _____ cents per square yard.	20,000 sq. yd.	<u>100,000.</u>
2.	Construct asphalt concrete leveling for the unit price of <u>Seventy</u> dollars & _____ cents per ton.	1,000 tons	<u>70,000.</u>
3.	Construct 1" asphalt concrete with 6" lime rock base including prime & tack coats for the unit price of <u>twelve</u> dollars & _____ cents per square yard.	500 sq. yd.	<u>6,000.</u>
4.	Construct 1" asphalt concrete with 12" lime rock base including prime & tack coats for the unit price of <u>fifteen</u> dollars & _____ cents per square yard.	500 sq. yd.	<u>2,500.</u>
5.	Remove and dispose of existing asphalt, scarify existing base a minimum 6" deep, install or remove lime rock base as needed including prime & tack coats for the unit price of <u>nine</u> dollars & _____ cents per square yard.	4,000 sq. yd.	<u>36,000.</u>
6.	Construct new 6" lime rock base for the unit price of <u>ten</u> dollars & _____ cents per square yard.	500 sq. yd.	<u>5,000.</u>
7.	Construct nominal 2" asphalt concrete overlay on driveways for the unit price of <u>Six</u> dollars & _____ cents per square yard.	2,000 sq. yd.	<u>12,000.</u>
8.	Mill (2" maximum depth) or scarify existing asphalt surface (including removal and disposal of material) for the unit price of <u>one</u> dollars & <u>sixty</u> cents per square yard.	2,500 sq. yd.	<u>4,000.</u>

Bid Item #	Description	Approx. Quantity	Amount
9.	Adjust exiting utility manholes without using riser rings to finish grade for the unit price of <u>One hundred</u> dollars & <u>—</u> cents each.	25 ea.	<u>2,500.</u>
10.	Adjust existing manholes using riser's rings to finish grade for the unit price of <u>two hundred</u> dollars & <u>—</u> cents each.	50 ea.	<u>10,000.</u>
11.	Adjust existing valve boxes to finish grade for the unit price of <u>ten</u> dollars & <u>—</u> cents each.	10 ea.	<u>100.</u>
12.	Adjust existing storm sewer inlet to finish grade for the unit price of <u>one hundred</u> dollars & <u>—</u> cents each.	50 ea.	<u>5,000.</u>
13.	Construct 4" wide thermoplastic striping (skip or solid in white or yellow) for the unit price of <u>—</u> dollars & <u>fifty</u> cents per lineal foot.	4,000 ln. ft.	<u>2,000.</u> <del>50</del>
14.	Construct 6" wide thermoplastic striping (skip or solid in white or yellow) for the unit price of <u>—</u> dollars & <u>seventy</u> cents per lineal foot.	1,000 ln. ft.	<u>700.</u>
15.	Construct 8" wide white or yellow thermoplastic striping for the unit price of <u>one</u> dollars & <u>—</u> cents per lineal foot.	500 ln. ft.	<u>500.</u>
16.	Construct 12" wide white or yellow thermoplastic striping for the unit price of <u>two</u> dollars & <u>seventy five</u> cents per lineal foot.	1000 ln. ft.	<u>2,750.</u>
17.	Construct 24" wide white or yellow thermoplastic striping for the unit price of <u>four</u> dollars & <u>—</u> cents linear foot.	500 ln. ft.	<u>2,000</u>
18.	Remove existing pavement markings by grinding, for the unit price of <u>one</u> dollars & <u>—</u> cents per square foot.	500 sq. ft.	<u>500.</u>
19.	Supply and install raise pavement markers in white, yellow or blue for the unit price of <u>five</u> dollars & <u>—</u> cents each.	1,000 ea.	<u>5,000.</u>

Bid Item #	Description	Approx. Quantity	Amount
20.	Remove and dispose of existing asphalt pavement & lime rock base 12" min. for the unit price of <u>nine</u> dollars & <u>—</u> cents per square yard.	300 sq. yd.	<u>2,700.</u>
21.	Root removal to a depth of 12" and restoration of lime rock base for the unit price of <u>nine</u> dollars & <u>—</u> cents per square yard.	500 sq. yd.	<u>4,500.</u>
22.	Supply and install clean sand (not to be used for restoration) for the unit price of <u>nine</u> dollars & <u>—</u> cents per cubic yard.	250 cu. yd.	<u>2,250.</u>
23.	Supply and install clean lime rock fill for the unit price of <u>twenty five</u> dollars & <u>—</u> cents per cubic yard.	20 cu. yd.	<u>500.</u>
24.	Supply and install floritam variety of St. Augustine sod (not to be used for restoration) for the unit price of <u>—</u> dollars & <u>thirty five</u> cents per square foot.	20,000 sq. ft.	<u>7,000.</u>
25.	Supply and install palmetto variety of St. Augustine sod (not to be used for restoration) for the unit price of <u>—</u> dollars & <u>forty</u> cents per square foot.	20,000 sq. ft.	<u>10,000.</u>
26.	Supply and install cypress mulch for the unit price of <u>five</u> dollars & <u>—</u> cents per cubic yards.	25 cu. yd.	<u>125.</u>
27.	Construct 4" thick colored concrete sidewalk for the unit price of <u>five</u> dollars & <u>—</u> cents per square foot.	750 sq. ft.	<u>3,750</u>
28.	Construct 6 thick reinforced colored concrete sidewalk for the unit price of <u>eight</u> dollars & <u>—</u> cents per square foot.	500 sq. ft.	<u>4,000</u>
29.	Construct 18" colored concrete curb & gutter for the unit price of <u>fifteen</u> dollars & <u>—</u> cents per linear foot.	100 ln. ft.	<u>1,500.</u>
30.	Construct 24" colored concrete curb & gutter for the unit price of <u>twenty five</u> dollars & <u>—</u> cents per linear foot.	100 ln. ft.	<u>2,500.</u>
31.	Construct 18" colored concrete valley gutter for the unit price of <u>fifteen</u> dollars & <u>—</u> cents per linear foot.	100 ln. ft.	<u>1,500</u>

Bid Item #	Description	Approx. Quantity	Amount
32.	Construct 24" colored concrete valley gutter for the unit price of <u>twenty</u> dollars & <u>—</u> cents per linear foot.	100 ln. ft.	<u>2,000.</u>
33.	Construct Type "B" mountable colored concrete curb for the unit price of <u>ten</u> dollars & <u>—</u> cents per linear foot.	1,000 ln. ft.	<u>10,000.</u>
34.	Construct Type "D" batterface colored concrete for the unit price of <u>ten</u> dollars & <u>—</u> cents per linear foot.	500 ln. ft.	<u>5,000.</u>
35.	Furnish and install 4" schedule 40 PVC. sleeves with 1-1/2" PVC inside with minimum 24" cover, including detector tape and caps, for the unit price of <u>five</u> dollars & <u>—</u> cents per linear foot.	1,000 ln. ft.	<u>5,000.</u>
36.	Furnish and install 6" ductile iron sleeves with 1-1/2" PVC inside with minimum 24" cover, including detector tape and caps, for the unit price of <u>ten</u> dollars & <u>—</u> cents per linear foot.	500 ln. ft.	<u>5,000.</u>
37.	Furnish and install 2 -2" schedule 40 PVC sleeves with min 30" cover, including detector tape and caps, for the unit price of <u>ten</u> dollars & <u>—</u> cents per linear foot.	500 ln. ft.	<u>5,000.</u>
38.	Construct trench 30"deep/12" wide, including backfill and compaction, for the unit price of <u>ten</u> dollars & <u>—</u> cents per linear foot.	500 ln. ft.	<u>5,000.</u>
39.	Provide flowable fill for the unit price of <u>ninety</u> dollars & <u>—</u> cents per cubic yard.	50 cu. yd.	<u>4,500.</u>
40.	Install Old Chicago brick pavers including sand installation and post construction resetting for the unit price of <u>four</u> dollars & <u>ninety</u> cents per square foot.	2,000 sq. ft.	<u>9,800.</u>
41.	Provide 8" thick stamped concrete with 10" x 10" galvanized welded wire mesh in colors and patterns to determine by the Owner, for the unit price of <u>nine</u> dollars & <u>—</u> cents per square foot	1,000 sq. ft.	<u>9,000.</u>

42. Provide 2 ft x 4 ft curb ramp detectable warning surface (FDOT Standard Detail Index No 304), for the unit price of five hundred dollars &                      cents per square foot 100 ea.

5,000.

**Roadwork Total**

\$372,175.00

### 6.3 DRAINAGE WORK

Bid Item #	Description	Approx. Quantity	Amount
43	Construct 2' wide storm trench (this shall include placement of ballast rock in trench), for the unit price of <u>forty five</u> dollars & <u>—</u> cents per linear foot.	2,500 ln. ft.	<u>112,500.</u>
44	Construct 3' wide french drain (this shall include placement of ballast rock in trench), for the unit price of <u>Seventy five</u> dollars & <u>—</u> cents per linear foot.	500 ln. ft.	<u>37,500.</u>
45	Expose existing 2' wide storm sewer trench and excavate to the bottom elevation of -3.0 feet, including installation of new trench slabs, ballast rock, disposal of waste material & restoration for the unit price of <u>thirty</u> dollars & <u>—</u> cents per linear foot.	500 ln. ft.	<u>15,000.</u>
46	Expose existing 3' wide storm trench and excavate to a bottom elevation of -3.0 feet, including installation of new trench slabs, ballast rock, disposal of waste material & restoration for the unit price of <u>forty</u> dollars & <u>—</u> cents per linear foot.	100 ln. ft.	<u>4,000.</u>
47	Construct Type "D" catch basin for the unit price of <u>two thousand</u> dollars & <u>—</u> cents each.	75 ea.	<u>150,000</u>
48	Construct Type "V" catch basin for the unit price of <u>two thousand</u> dollars & <u>—</u> cents each.	5 ea.	<u>10,000.</u>
49.	Construct Type "N" catch basin for the unit price of <u>two thousand</u> dollars & <u>—</u> cents each.	5 ea.	<u>10,000.</u>
50.	Construct Type "C" catch basin for the unit price of <u>two thousand</u> dollars & <u>—</u> cents each.	5 ea.	<u>10,000.</u>
51.	Supply and install 42" concrete riser in 2' increments for the unit price of <u>one hundred</u> dollars & <u>—</u> cents each.	5 ea.	<u>500.</u>
52.	Supply and install oil/water separator for the unit price of <u>one hundred</u> dollars & <u>—</u> cents each.	75 ea.	<u>7,500.</u>

53. Construct 15" HDPE storm sewer piping for the unit price of forty dollars & — cents per linear foot. 250 ln. ft. 10,000.
54. Installation of underwater coupling for above, for the unit price of one hundred dollars & — cents each. 5 ea. 500.
55. Supply and install 24" HDPE pipe, including detector tape cut depth 0'-6" for the unit price of fifty dollars & — cents each. 250 ln. ft. 12,500.
56. Installation of underwater coupling for above, for the unit price of one hundred dollars & — cents each. 5 ea. 500.
57. Supply and install internal joint seals for the unit price of one hundred dollars & — cents each. 10 ea. 1,000.
58. Construct connection, including head wall, to existing trench for the unit price of two thousand dollars & — cents each. 5 ea. 10,000.
59. Remove and dispose of existing manhole or catch basin where back filling is not required (i.e. new structure replacing old) for the unit price of one hundred dollars & — cents each. 5 ea. 500.
60. Construct Type "C" manhole structure including frame and cover for the unit price of three thousand dollars & — cents each. 10 ea. 30,000.
61. Construct connection to existing catch basin or manhole for the unit price of three hundred dollars & — cents each. 10 ea. 3,000.

**Drainage Total**

\$425,000.00



The quantities shown on the proposed are an approximate, and are given only for the purpose of facilitating the uniform comparison of Bids submitted. The City does not guarantee that any specific quantities will be utilized. The quantities for any item may be increased, decreased, or any item deleted as the need occurs.

The Contract shall be valid until the Contract amount of \$1,000,000.00 has been expended. However, the Contract may be extended twice in units of \$1,000,000.00 at the option of the City, if said extension is mutually agreed upon by the City and Contractor and provided that the City Commission has approved the additional budget amount during the subject fiscal year.

The Contractor will be given plans for individual sites as plans are completed. Payment will be based on actual quantities completed at each site.

The prices stated in the Bid include full compensation for overhead and profit, all costs and expenses for taxes, labor, equipment, furnishing and repairing small tools and ordinary equipment, mobilization, home office expenses, patent fees and royalties, bond, insurance, labor for handling materials during inspection, together with any and all other costs and expenses for performing and completing the work as shown on the

Contract Drawings and specified herein. In addition, the CONTRACTOR shall include the actual cost of social security taxes, unemployment insurance, worker's compensation, fringe benefits, inclusive of life and health insurance, union dues, pension, pension plans, vacations, and insurance and CONTRACTORS public liability

and property damage insurance involved in the work based on the actual wages paid to such labor and all other general costs and profits, prorated to each item.

### 6.3 PRICE ESTABLISHMENT

The City of Coral Gables Public Works Department has the authority under the City Charter to award certain minimum contracts without the receipt of formal Bids. However, the Department wants to establish unit prices for the below items in the event such work is required or needed. Thus the successful Bidder on the above contract may not necessarily be chosen to complete any of the items generally described below.

#### A. Unit Price Establishment

1. Construct widening strip, including compaction of sub-grade, restoration of parkway (6:1 slope maximum) and installation of 6" asphalt base, for the unit price of seventy dollars and — cents per square yard.
2. Construct 6" thick asphalt concrete base course for the unit price of Twenty nine dollars and — cents per square yard.
3. Construct white thermoplastic pavement arrows, straight or turn, for the unit price of three hundred dollars and — cents each.
4. Supply and install new traffic regulatory or informational signs for the unit price of five hundred dollars and — cents each.
5. Provide roundabout circle signs as per attached standard detail for the unit price of five hundred dollars and — cents each.
6. Mechanical root pruning to a minimum depth of 18" for the unit price of twenty dollars and — cents each.
7. Provide tubular markers No. 2 guide posts 48" high, yellow round post flattened on top with one (1) 3" x 9" reflective and surface mounted pin lock base (SMA) with standard reflective sheeting 3M post, high intensity orange for the unit price of ninety dollars and — cents each.
8. Supply and install chemical root barrier (bio-barrier or equal) in 12" depth for the unit price of fifty dollars and — cents per linear foot.
9. Supply and install chemical root barrier (bio-barrier or equal) in 18" depth for the unit price of Sixty dollars and — cents per linear foot.
10. Supply and install chemical root barrier (bio-barrier or equal) in 24" depth for the unit price of ninety dollars and — cents per linear foot.
11. Supply and install deep root barrier (as per City Specs.: 4-4.4-5) 36" depth for the unit price of four hundred dollars and — cents per linear foot.

12. Supply and install varieties of sod other than the Floratam or Palmetto varieties of St. Augustine (not to be used for restoration) for the unit price of five dollars and — cents per square foot.
13. Construct 4" colored concrete sidewalk with integral 12" deep curb (thickened edge) for the unit price of fifteen dollars and — cents per square foot.
14. Construct 12" thick colored concrete sidewalk with one #5 re-bar per foot of each way for the unit price of forty dollars and — cents per square foot.
15. Construct additional sidewalk thickness in 1" increments, for the unit price of ten dollars and — cents per square foot.
16. Construct 36" colored concrete curb and gutter for the unit price of fifty dollars and — cents per linear foot.
17. Construct 30" colored concrete valley gutter for the unit price of forty five dollars and — cents per linear foot.
18. Construct 36" colored concrete valley gutter for the unit price of fifty dollars and — cents per linear foot.
19. Construct additional curb height for the unit price of ten dollars and — cents per inch of height per linear foot.
20. Provide and install U.S. Foundry Number 9508 Cast Iron class 30 tree grate number 9608S steel frame for the unit price of one thousand dollars and — cents each.
21. Provide and install precast concrete manhole box with no frame and no cover for the unit price of two thousand dollars and — cents each.
22. Provide and install frame and cover only as manufactured by U.S. Foundry, USF 285-EX for the unit price of one thousand dollars and — cents each.
23. Supply and install all materials to construct traffic signal detector loops for the unit price of one thousand dollars and — cents each.
24. Furnish and install 6" schedule 40 PVC sleeve with minimum of 24" cover, including detector tape and caps, for the unit price of forty dollars and — cents per linear foot.
25. Supply and install flow-able fill in lieu of normal back fill (deduct credit for normal backfill) for the unit price of two hundred dollars and — cents per cubic yard.
26. Construct auger pit for the unit price of five thousand dollars and — cents each.

27. Construct Florida Department of Transportation "F" catch basin for the unit price of five thousand dollars and — cents each.
28. Construct modified Type "D" catch basin for the unit price of five thousand dollars and — cents each.
29. Construct Type "B" catch basin for the unit price of five thousand dollars and — cents each.
30. Relocate existing catch basin for the unit price of three thousand dollars and — cents each.
31. Remove and dispose of existing manhole or catch basin, including backfilling and plugging of pipe for the unit price of one thousand dollars and — cents each.
32. Open, backfill and abandon (including disposal of waste materials) existing storm sewer trench for the unit price of one hundred dollars and — cents per linear foot.
33. Convert existing manhole to catch basin for the unit price of one thousand dollars and — cents each.
34. Convert existing catch basin to manhole for the unit price of one thousand dollars and — cents each.
35. Clean existing storm sewer pipe for the unit price of twenty dollars and — cents per linear foot.
36. Clean existing storm sewer trench for the unit price of fifty dollars and — cents per linear foot.
37. Clean existing catch basin for the unit price of five hundred dollars and — cents each.
38. Supply and install miscellaneous concrete for filling trench voids including form work for the unit price of two hundred dollars and — cents per cubic yard.
39. Construct pavement markings other than arrow, such as letters, for the unit price of two hundred dollars and — cents each.
40. Supply and install 24" C-905 PVC piping including detector tape, cut depth 0'-6" for the unit price of one hundred dollars and — cents per linear foot.
41. Supply and install 24" C-905 PVC piping including detector tape, cut depth 6'-8" for the unit price of two hundred dollars and — cents per linear foot.
42. Supply and install 12" C-900 PVC pipe including detector tape for the unit price of one hundred dollars and — cents per linear foot.

43. Construct 15" C-900 PVC pipe including detector tape for the unit price of one hundred & fifty dollars and — cents per linear foot.
44. Supply and install 18" C-900 PVC pipe including detector tape for the unit price of two hundred dollars and — cents per linear foot.
45. Supply and install 12" concrete pipe for the unit price of two hundred dollars and — cents per linear foot.
46. Supply and install 18" concrete pipe for the unit price of two hundred & fifty dollars and — cents per linear foot.
47. Remove and dispose of concrete sidewalk or driveway for the unit price of twenty dollars and — cents per square yard.
48. Remove and dispose of concrete curb, or curb & gutter for the unit price of five dollars and — cents per linear foot.
49. Construct 12" storm sewer pipe for the unit price of sixty dollars and — cents per linear foot.
50. Construct 18" storm sewer pipe for the unit price of eighty dollars and — cents per linear foot.
51. Construct 12" schedule 52 ductile iron pipe for the unit price of two hundred dollars and — cents per linear foot.
52. Construct 15" concrete pipe for the unit price of seventy dollars and — cents per linear foot.
53. Supply and install 12" duck valve for the unit price of one thousand dollars and — cents each.
54. Supply and install 15" duck valve for the unit price of two thousand dollars and — cents each.
55. Supply and install 18" duck valve for the unit price of two thousand five hundred dollars and — cents each.
56. Supply and install 24" duck valve for the unit price of three thousand dollars and — cents each.
57. Supply and install 2" diameter x 51" galvanized meter posts, including bell flanges, for the unit price of eight hundred dollars and — cents each.
58. Construct 4" conduit with 30" cover minimum using trenchless technology techniques for the unit price of ninety dollars and — cents per linear foot.

59 Construct 6" conduit with 30" cover minimum using trenchless technology techniques for the unit price of one hundred fifty dollars and — cents per linear foot.

60 Supply and install, maintain and remove turbidity barrier for the unit price thirty dollars and — cents per linear foot.

61 Supply and install the following trees at a minimum of 12 feet overall height, Florida Grade 1, or better:

*Ptychosprema macarthurii* (multistem) five hundred dollars and — cents each.

*Ptychosprema elegans* (single & triple) five hundred dollars and — cents each.

Live Oak-*Quercus Virginiana* One thousand dollars and — cents each.

Sable Palmetto eight hundred dollars and — cents each.

Cocos *Mucifera* eight hundred dollars and — cents each.

*Bucida Buceras* (Black Olive) eight hundred dollars and — cents each.

*Cocothrinas Argentata* eight hundred dollars and — cents each.

*Veitchia Montgomeryana* eight hundred dollars and — cents each.

*Bursera Simaruba* (Gumbo Limbo) Six hundred dollars and — cents each.

*Hoenix Dactylifera* "Medjool" six hundred dollars and — cents each.

*Phoenix Reclinata* eight hundred dollars and — cents each.

*Bulnesia Arborea* Eight hundred dollars and — cents each.

*Lysiloma Latisiqua* Eight hundred dollars and — cents each.

*Bismarckia Nobilis* Eight hundred dollars and — cents each.

*Wodyetia Bifurcata* Eight hundred dollars and — cents each.

*Tabebuia Caraiba* Eight hundred dollars and — cents each.

*Tabeuia Heterophylla* Eight hundred dollars and — cents each.

67. Supply and install the following trees at a minimum of 8 feet overall height, Florida Grade 1, or better.

*Senna Polyphylla* Six hundred dollars and — cents each.

*Senna Surrattensis* Six hundred dollars and — cents each.

*Caesalpinia Grandadilla* Six hundred dollars and — cents each.

*Conocarpus Erectus Sericeus* Six hundred dollars and — cents each.

*Serenop Repens* Six hundred dollars and — cents each.

"Cinera-Silver Saw Palmetto" Six hundred dollars and — cents each.

*Delonix Regia* "Royal Poinciana" Six hundred dollars and — cents each.

68. Supply and install the following plants, 12" – 24" height, fully rooted and in three (3) gallon containers:

*Acalpha Wilkensiana* "Godseffiana" eight dollars and — cents each.

*Acalpha Wilkesiana* "Louisiana Red" eight dollars and — cents each.

*Brunfelsia Grandiflora* nine dollars and — cents each.

*Clerodendrum Quadriloculare* nine dollars and — cents each.

*Schefflera Arborcola* nine dollars and — cents each.

*Ficus Benjaminia* nine dollars and — cents each.

*Podocarpus Macrophy Llus* nine dollars and — cents each.

*Euphorbia Mili* nine dollars and — cents each.

*Jasminum Volubile* nine dollars and — cents each.

*Codiaeum Variegatum* six dollars and — cents each.

*Chrysobalanus Icaco* (Red Tip) six dollars and — cents each.

*Cortadera Selloama* nine dollars and — cents each.

*Crimum Lilly* nine dollars and — cents each.

*Ixira* "Nora Grant" nine dollars and — cents each.

*Murraya Paniculata* nine dollars and — cents each.  
"Orange Jasmine" —

B. Labor and Equipment Prices

In the event that work is required that is not included in the unit price Bid, the following items are to establish a unit price for equipment, materials, and labor costs. These costs reflect all costs including but not limited to profit, mobilization, overhead and insurance. Cost shall be based on hours worked for each laborer and piece of equipment, not based on the time on site, but actual hours worked. Time sheets shall be required for each laborer and equipment and submitted weekly.

Total price shall not exceed cost calculated using RS Means Construction Cost Data Book (latest edition for South-East US).

Labor

Supervisor 40.00 /hr.  
Laborer 18.00 /hr.  
Foreman 42.00 /hr.  
Equipment Operator 38.00 /hr.  
Driver 26.00 /hr.

Equipment

Pick up Truck <u>45.00</u> /hr.	Water truck <u>120.00</u> /hr.
Dump Truck <u>75.00</u> /hr.	Paving Machine <u>100.00</u> /hr.
Track hoe <u>280.00</u> /hr.	backhoe/loader <u>125.00</u> /hr.
Loader <u>150.00</u> /hr.	Roller <u>125.00</u> /hr.
Bobcat <u>100.00</u> /hr.	Grader <u>300.00</u> /hr.
Street Broom Sweeper <u>    </u> /hr.	

Material

Actual cost plus 25 % (percent) for handling

Premium for Night Work:

Hourly cost plus 72 % (percent)





## **CORAL GABLES, FL**

City of Coral Gables, 2800 SW 72<sup>nd</sup> Avenue, Miami, FL 33155

FINANCE DEPARTMENT / PROCUREMENT DIVISION

Tel: 305-460-5121, Fax: 305-460-5116

**IFB 2010.07.15**

CITY OF CORAL GABLES  
CONSTRUCTION OF STREET IMPROVEMENTS

## **ATTACHMENT "A" FORMS**

Bidder shall prepare and submit one (1) original of these forms signed in blue ink as part of its response.

CITY OF CORAL GABLES

BIDDER QUALIFICATIONS STATEMENT

This questionnaire is to be submitted to the City of Coral Gables Procurement Division by the Bidder, along with the Bid being submitted for the goods, services and/or construction required by the City of Coral Gables. Do not leave any questions unanswered. When the question does not apply, write the word(s) "None" or "Not Applicable", as appropriate. Failure to complete this form, when applicable, may disqualify Bid.

The undersigned certifies under oath the truth and correctness of all statements and of all answers to questions made hereinafter.

BIDDERS NAME: Metro Express Inc

CONTACT NAME: Delio A Trasobares

TITLE: President

ADDRESS: 9442 N.W 109 St  
Medley, FL 33178

TELEPHONE (305) 885-1330 FACSIMILE (305) 885-1327

EMAIL: delio@metroexpresscorp.com

FEDERAL EMPLOYER ID NO: 65-0711071

MARK ONE: CORPORATION ☒ PARTNERSHIP ☐ INDIVIDUAL ☐ OTHER ☐

List all current licenses held and provide copies

(a) STATE OF FLORIDA General Contractor CGL050965

(b) MIAMI DADE COUNTY General Engineering E-201301

(c) CITY OF CORAL GABLES MUNICIPAL LICENSE

(d) OTHERS

1. State the true, exact, correct and complete name of the partnership, corporation, and trade of fictitious name in which business is transacted and the address of the place of business.

Proposers Name: Metro Express Inc

The address of the principal place of business is:

9442 N.W 109 St  
Medley, FL 33178

2. If Bidder is a corporation, answer the following:

- a. Date of Incorporation: 11/21/96
- b. State of Incorporation: Florida
- c. President's: Delio A. Trasobares
- d. Vice President's: Daniel D. Trasobares
- e. Secretary: Delio A. Trasobares
- f. Treasurer: Delio A. Trasobares
- g. Name and address of Resident Agent: Delio A. Trasobares  
9442 N.W. 109 St  
Medley, FL 33178
- Telephone: (305) 885-1330 Facsimile: (305) 885-1327
- Email: delio@metroexpresscorp.com

3. If Bidder is an individual or a partnership, answer the following:

- a. Date of organization: \_\_\_\_\_
- b. Name, address and ownership units of all partners:
- \_\_\_\_\_
- \_\_\_\_\_
- \_\_\_\_\_
- c. State whether general or limited partnership: \_\_\_\_\_

4. If Bidder is other than an individual, corporation or partnership, describe the organization and give the name and address of principals and their titles:

\_\_\_\_\_

\_\_\_\_\_

\_\_\_\_\_

\_\_\_\_\_

5. Are any of the principals of this company employed by the City of Coral Gables? If so, please disclose their names below:

No

6. If Bidder is operating under a fictitious name, submit evidence of compliance with Florida Fictitious Name Statue. NO

7. How many years has organization been in business under present business name?

14

- a. Under what other former names has organization operated?

N/A

8. Indicate registration, license numbers or certificate numbers for the business or professions which are the subject of this Bid. Please attach certificate of competency and/or state registration.

CGC050965 General Contractor, Metro Express Inc  
E-201301 General Engineering, Metro Express Inc

9. Have you ☒ personally inspected the site of the proposed work?  
(Y) ✓ (N)

10. Do you have ☒ a complete set of documents, including drawings and addenda?  
(Y) ✓ (N)

11. Did you attend the Pre-Bid Conference if any such conference was held?  
(Y) \_\_\_\_\_ (N) ☒

12. Have you ever failed to complete any work awarded to you? If so, state when, where and why?  
(Please provide the name and contact information of the entity which was involved)

NO

a Has any other entity held you in default of a contract? If so, which entity? Please provide the name and number of the contact.

NO

13. State the names, telephone numbers and last known addresses of three (3) owners, individuals or representatives of owners with the most knowledge of work which you have performed or goods you have provided. (Governments are preferred as references.)

Mike Grant City of Coral Gables (305) 733-0173  
(name) (address) (phone number)

Noel Polo City of Coral Gables (305) 733-0068  
(name) (address) (phone number)

Joseph Gaudin City of Miami 444 NW 2nd Ave (305) 416-1213  
(name) (address) (phone number)

14. State the name of individual who will have personal supervision of the work:

Project Manager Name: Angel Fernandez  
Title: Project Manager  
Telephone: (305) 885-1320 Facsimile: (305) 885-1327  
Email address: Angel@metroexpresscorp.com

Provide the following information regarding your Insurance Requirements:

- a. Name of Insurance Carrier: American Safety Indemnity  
b. Type of Coverage: C.L.  
c. Limits of Liability: 1,000,000.  
d. Coverage/Policy Dates: 9/12/09 - 9/12/10  
e. Name of Insurance Agent(s): Diana Brown  
f. Agent(s) telephone including area code: (305) 364-7859

15. Has your insurance coverage ever been cancelled for non-payment of insurance premiums?  
NO

16. Has your insurance coverage ever been cancelled for any other reason? NO

If so, what was the reason? \_\_\_\_\_  
\_\_\_\_\_  
\_\_\_\_\_  
\_\_\_\_\_

16. **Experience Record:** List past and/or present contracts, work, and jobs, that BIDDER has performed of a type similar to what is required by specifications of the City's Bid:

FIRM NAME/ADDRESS	DATE OF JOB	DESCRIPTION OF JOB
City of Coral Gables	2007 to present	Same previous contract as Bid
City of Miami CIP 444 SW 2nd Ave	2008 to present	Roadway, Drainage, Sidewalk
City of Miami Beach, FL	2009-2010	6.0m Park, Landscaping, fountains
Miami Dade County P.W. 111 NW 1st	2008	Sidewalk, Roadway Traffic Calming & Intersections

17. **References:** List references that may be contacted to ascertain experience and ability of Bidder. Provide a minimum of three (3) references including **COMPANY NAME, ADDRESS, CONTACT PERSON, TELEPHONE, FACSIMILE AND EMAIL ADDRESS:**

City of Coral Gables, Mike Grant (305) 733-0173

City of Coral Gables, Noel Polo (305) 733-0068

City of Coral Gables, Eric Carpenter Director (305) 335-1269

City of Miami, Joseph Goudie (305) 416-1213

Miami-Dade County, Jesus Gonzalez (305) 793-1850

18. Provide any additional information as to qualifications and/or experience, attach documentation to this form.

Signed: Delio A. Trasobares Title: President

Type Name: Delio A. Trasobares

Company: Metro Express Inc Date: 7/15/10

Delio A. Trasobares  
Signature of Company Owner

STATE OF Florida

COUNTY OF Miami-Dade

PERSONALLY APPEARED BEFORE ME, the undersigned authority Delio A. Trasobares  
(Name of individual signing)

Who, after being sworn by me, affixed signature in the space provided above on this

15 date of July, 2010

Commission expires:



Blanca Iris Madera  
Notary Public

**SWORN STATEMENT PURSUANT TO SECTION 287.133 (3) (a),  
FLORIDA STATUTES, ON PUBLIC ENTITY CRIMES**

**THIS FORM MUST BE SIGNED AND SWORN TO IN THE PRESENCE OF A NOTARY PUBLIC OR  
OTHER OFFICIAL AUTHORIZED TO ADMINISTER OATHS.**

1. This sworn statement is submitted to City of Coral Gables  
[print name of the public entity]

by Delio A. Trasobares, President  
[print individual's name and title]

for Metro Express Inc  
[print name of entity submitting sworn statement]

Whose business address is:

9442 N.W. 109 St  
Medley, FL 33178

and (if applicable) its Federal Employer Identification Number (FEIN) is 65-0711071

If the entity has no FEIN, include the Social Security Number of the individual signing this

sworn statement: \_\_\_\_\_.)

2. I understand that a "public entity crime" as define in Paragraph 287.133(1)(g), **Florida Statutes**, means a violation of any state or federal law by a person with respect to and directly related to the transaction of business with any public entity or with an agency or political subdivision of any other state or of the United States, including, but not limited to, any Proposal or contract for goods or services to be provided to any public entity or an agency or political subdivision of any other state or of the United States and involving antitrust, fraud, theft, bribery, collusion, racketeering, conspiracy, or material misrepresentation.
3. I understand that "convicted" or "conviction" as defined in Paragraph 287.133(1)(b), **Florida Statutes**, means a finding of guilt or a conviction of a public entity crime, with or without an adjudication of guilt, in any federal or state trial court of record relating to charges brought by indictment or information after July 1, 1989, as a result of a jury verdict, non-jury trial, or entry of a plea of guilty or nolo contendere.
4. I understand that an "affiliate" as defined in Paragraph 287.133(1)(a), **Florida Statutes**, means:
  1. A predecessor or successor of a person convicted of a public entity crime; or
  2. An entity under the control of any natural person who is active in the management of the entity and who has been convicted of a public entity crime. The term "affiliate" includes those officers, directors, executives, partners, shareholders, employees, members, and agents who are active in the management of an affiliate. The ownership by one person of shares constituting a controlling interest in another person, or a pooling of equipment or income among persons when not for fair market value under an arm's length agreement, shall be a prima facie case that one person controls another person. A person who knowingly enters into a joint venture with a person who has been convicted of a public entity crime in Florida during the preceding 36 months shall be considered an affiliate.
5. I understand that a "person" as defined in Paragraph 287.133(1)(e), **Florida Statutes**, means any natural person or entity organized under the laws of any state or of the United States with the legal power to enter into a binding contract and which Proposals or applies to Proposal on contracts for the provision of goods or



services let by a public entity, or which otherwise transacts or applies to transact business with a public entity. The term "person" includes those officers, directors, executives, partners, shareholders, employees, members, and agents who are active in management of an entity.

6. Based on information and belief, the statement which I have marked below is true in relation to the entity submitting this sworn statement. [indicate which statement applies.]

☒ Neither the entity submitting this sworn statement, nor any of its officers, directors, executives, partners, shareholders, employees, members, or agents who are active in the management of the entity, nor any affiliate of the entity has been charged with and convicted of a public entity crime subsequent to July 1, 1989.

☐ The entity submitting this sworn statement, or one or more of its officers, directors, executives, partners, shareholders, employees, members, or agents who are active in the management of the entity, or an affiliate of the entity has been charged with and convicted of a public entity crime subsequent to July 1, 1989.

☐ The entity submitting this sworn statement, or one or more of its officers, directors, executives, partners, shareholders, employees, members, or agents who are active in the management of the entity, or an affiliate of the entity has been charged with and convicted of a public entity crime subsequent to July 1, 1989. However, there has been subsequent proceeding before a Hearing Officer of the State of Florida, Division of Administrative Hearings and the Final Order entered by the Hearing Officer determined that it was not in the public interest to place the entity submitting this sworn statement on the convicted vendor list.  
[attach a copy of the final order]

I UNDERSTAND THAT THE SUBMISSION OF THIS FORM TO THE CONTRACTING OFFICER FOR THE PUBLIC ENTITY IDENTIFIED IN PARAGRAPH 1 (ONE) ABOVE IS FOR THAT PUBLIC ENTITY ONLY AND, THAT THIS FORM IS VALID THROUGH DECEMBER 31 OF THE CALENDAR YEAR IN WHICH IT IS FILED. I ALSO UNDERSTAND THAT I AM REQUIRED TO INFORM THE PUBLIC ENTITY PRIOR TO ENTERING INTO A CONTRACT IN EXCESS OF THE THRESHOLD AMOUNT PROVIDED IN SECTION 287.017, FLORIDA STATUTES FOR CATEGORY TWO OF ANY CHANGE IN THE INFORMATION CONTAINED IN THIS FORM.

  
[signature]

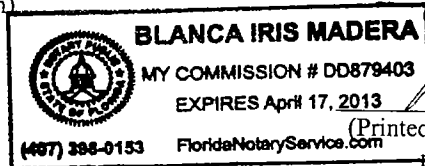
Sworn to and subscribed before me this 15 day of July, 2010


Personally known ☒

OR Produced identification \_\_\_\_\_

Notary Public - State of Florida

\_\_\_\_\_  
(Type of identification) My commission expires \_\_\_\_\_



  
(Printed, typed, or stamped commissioned name of  
notary public)

## CONE OF SILENCE

The requirements of section 2-11.1(t) ("Cone of Silence Ordinances") of the Code of Miami-Dade County, Florida, as amended, shall not be applicable to the City of Coral Gables.

(1) *Purpose and intent.* It is the intent of this article to prevent city commissioners ~~or the city manager and the city manager's office~~, potential vendors, bidders, offerors or service providers from communicating with city department directors, their staff or selection and evaluation committee members during the period of time in which the cone of silence is imposed on the request for proposals (RFP), request for qualifications (RFQ), or invitations for bids (IFB).

(2) *Cone of silence* is defined to mean a prohibition on:

a. Any communication regarding a particular request for proposals (RFP), request for qualifications (RFQ), invitation for bids (IFB) or any other advertised solicitation between a potential offeror, vendor, service provider, bidder, lobbyist, or consultant and city department directors, their staff, selection committee or evaluation committee members;

b. Any communication regarding a particular request for proposals (RFP), request for qualifications (RFQ), invitation for bids (IFB) or any other advertised solicitation between the city commissioners ~~and/or the city manager's office~~, with and city department directors, the city departments' staff, selection committee or evaluation committee members.

(3) *Applicability.*

a. The cone of silence shall be applicable only to contracts for the provision of supplies, services and construction for amounts greater than \$25,000.00.

b. The cone of silence shall not apply to:

1. Informal bids as defined in the procurement code;
2. Emergency purchases of supplies, services or construction;
3. Duly noticed pre-bid or pre-proposal conferences;
4. Duly noticed site visits;
5. Sole source procurements;
6. Bid waivers;
7. Oral presentations during duly noticed meetings;
8. Competitive negotiations;
9. Public presentations made to the city commission during any duly noticed public meeting;
10. Contract negotiations and electronic commerce;
11. Inquiries by the city commissioners or third parties to the city manager or assistant city managers to determine responsibility or responsiveness of bidders/offerors regarding a particular solicitation, or with regard to the process;
12. Written communications with the chief procurement officer or staff responsible for administering the procurement process for a particular solicitation, provided the communication is limited strictly to matters of process or procedure already contained in the corresponding solicitation;
13. Communications with the city attorney, city manager or chief procurement officer;
14. Communications between a city commissioner, the city manager, assistant city managers, the city clerk and the city attorney;
15. Communications between a city commissioner, the city manager, assistant city managers, the city clerk, the city attorney and potential offerors, vendors, service providers, lobbyists or consultants;
16. ~~Communications between the city manager or assistant city managers and the chairperson of the selection committee after the selection committee has submitted its written recommendations to the city manager on any and all matters relating to the recommendations. Should any change occur in the committee recommendation as a result of such communication, the content of the communication and of the corresponding change shall be described in writing and filed by the city manager with the city clerk, and be included in any recommendation submitted by the city manager to the city commission.~~

(4) *Procedure.*

a. *Imposition.* A cone of silence shall be imposed upon each request for proposals (RFP), request for qualifications (RFQ), invitation for bids (IFB) and any other solicitation when advertised. At the time of imposition of the cone of silence, the city manager shall provide public notice of the cone of silence and shall advise the affected department(s) in writing. The affected departments includes, but is not limited to, selection committee members, user departments, department directors, city attorney, city manager, assistant city manager(s), and the city commission.

b. *Termination.* Except as otherwise provided herein, the cone of silence shall terminate at the time of the city manager's approval of the award, or the city manager's written recommendation to the city commission, as may be applicable, is received by the city clerk, or at such time that bids or proposals are rejected by the city commission or the city manager; provided, however, that if the commission refers the city manager's recommendation back to the

city manager or staff for further review, the cone of silence shall be re-imposed until such time as the city manager's subsequent written recommendation is received by the city clerk.

(5) *Penalties.* Violation of the cone of silence by a particular bidder or offeror shall render any award to said person voidable by the city commission. In addition to any other penalty provided by law, violation of any provision of this ordinance by a city employee shall subject said employee to disciplinary action up to and including dismissal. Any person who violates a provision of this ordinance shall be prohibited from serving on a city competitive selection or evaluation committee unless such appointment is approved by a four-fifths vote of the city commission. A violation of this section by a particular bidder, offeror, lobbyist or consultant shall subject such person or persons to potential debarment pursuant to the provisions of this chapter.

---

Proposer must complete, sign, and enclose Cone of Silence document, to ensure the proper intent to comply. Failures to complete, sign, and return this form may disqualify your response.

SIGNED: Delio A. Trabasso TITLE: President  
Please sign and type or Print Name:

COMPANY: Metro Express Inc DATE: 7/15/10

## CODE OF ETHICS AND CONFLICT OF INTEREST

### Sec. 2-1055. Ethics

Any attempt by city employees to realize personal gain by conduct inconsistent with proper discharge of their duties is a breach of public trust. Any effort to influence any public employee to breach the standards of ethical conduct set forth in this division is also a breach of ethical standards. The provisions of city ordinances, county ordinances, and state statutes shall be strictly enforced to preserve the public trust.

### Sec. 2-1056. Prohibition on transacting business with the city

No commissioner, appointed official, member of an advisory board or committee, member of a quasi-judicial board or committee, or employee shall enter into any contract or transact any business in which that person or a member of the immediate family has a financial interest, direct or indirect with the board or committee of the City of Coral Gables on which that person serves, and any such contract, agreement or business engagement entered in violation of this subsection shall render the transaction voidable. Willful violations of this subsection shall constitute malfeasance in office and shall affect forfeiture of office or position. Nothing in this subsection shall prohibit or make illegal (1) the payment of taxes, special assessments or fees for services provided by the city government; (2) the purchase of bonds, anticipation notes or other securities that may be issued by the city through underwriters or directly from time to time. This provision shall not apply to boards and committees which have been exempted by the city commission from the requirement of the city's ethic code.

(1) *Waiver of prohibition.* The requirements of this subsection may be waived for a particular transaction only by four affirmative votes of the city commission after public hearing upon finding that:

- a. An open-to-all sealed competitive proposal has been submitted by the offeror; or
- b. The proposal has been submitted by a person or firm offering services within the scope of the practice of architecture, professional engineering, or registered land surveying, as defined by the laws of the State of Florida and pursuant to the provisions of the Consultants' Competitive Negotiation Act, and when the proposal has been submitted by an offeror defined above; or
- c. The property or services to be involved in the proposed transaction are unique and the city cannot avail itself of such property or services without entering a transaction which would violate this subsection but for waiver of its requirements; or
- d. That the property or services to be involved in the proposed transaction are being offered to the city at a cost of no more than 80 percent of fair market value based on a certified appraisal paid for by the offeror; and
- e. That the proposed transaction will be in the best interest of the city. Such findings shall be spread on the minutes of the commission. This subsection shall be applicable only to prospective transactions, and the city commission may in no case ratify a transaction entered in violation of this subsection.

(2) *Provisions cumulative.* This subsection shall be taken to be cumulative and shall not be construed to amend or repeal any other law pertaining to the same subject matter.

### Sec. 2-1057. Further prohibition on transacting business with the city

No commissioner, appointed official, member of an advisory board or committee, member of a quasi-judicial board or committee, or employee shall enter into any contract or transact any business through a firm, corporation, partnership or business entity in which that person or any member of the immediate family has a controlling financial interest, direct or indirect, with the city board or committee on which they serve, or with any person or agency acting for the city board or committee, and any such contract, agreement or business engagement entered in violation of this subsection shall render the transaction voidable. Waiver of this section may only be obtained by following the provisions of section 2-1056.

Additionally, no commission member shall vote on or participate in any way in any matter presented to the city commission if that person has any of the following relationships with any persons or entities which would be or might be directly or indirectly affected by any action of the city commission: (i) officer, director, partner, of counsel, consultant, employee, fiduciary or beneficiary; or (ii) stockholder, bondholder, debtor, or creditor, if in any instance the transaction or matter would affect the commission member in a manner distinct from the manner in which it would affect the public generally. Any commission member

who has any of the specified relationships or who would or might, directly or indirectly, realize a profit by the action of the city commission shall not vote on or participate in any way in the matter.

**Sec. 2-1058. Compulsory disclosure by employees of firms doing business with the city**

Should any commissioner, appointed official, member of an advisory board or committee, member of a quasi-judicial board or committee, or employee be employed, by a corporation, firm, partnership or business entity in which that person or the immediate family does not have a controlling financial interest, and should the corporation, firm, partnership or business entity have substantial business commitments to or from the city or any city agency, or be subject to direct regulation by the city or a city agency, then the person shall file a sworn statement disclosing such employment and interest with the clerk of the City within 15 days after the person has actual or constructive notice of the relationship.

Proposer must complete, sign, and enclose Conflict of Interest and Code of Ethics documents, to ensure the proper intent to comply. Failures to complete, sign, and return this form may disqualify your response.

SIGNED: Delio A. Trasebarez Delio A. Trasebarez TITLE: President  
Please sign and type or Print Name:

COMPANY: Metro Express Inc. DATE: 7/15/10

## FORMAL SOLICITATIONS PROTEST PROCEDURES

### Sec. 2-950. Resolution of protested solicitations and awards—Formal

- (a) *Right to protest on solicitations.* The following procedures shall be used for resolution of protested solicitations.
- (b) *Protest of solicitation.* Any actual or prospective bidder or offeror who perceives itself aggrieved in connection with the formal solicitation of a contract or who intends to contest bid specifications or a bid solicitation may file a written notice of intent to file a protest with the city clerk's office within three calendar days prior to the date set for opening of bids or receipt of proposals. A notice of intent to file a protest is considered filed when received by the city clerk's office.
- (b) *Protest of award.* Any actual responsive and responsible bidder whose bid is lower than that of the recommended bidder or an offeror who perceives itself aggrieved in connection with the recommended award of contract may file a written notice of intent to file a protest with the city clerk's office within three calendar days after notice of the city manager's written recommendation to the city commission for award of contract. A notice of intent to file a protest is considered filed when received by the city clerk's office.
- (c) *Contents of protest.* A written protest based on any of the foregoing must be submitted to the city clerk's office within five calendar days after the date the notice of protest was filed. A written protest is considered filed when received by the city clerk's office. The written protest shall state with particularity the specific facts and law upon which the protest of the solicitation or the award is based, and shall include all pertinent documents and evidence and shall be accompanied by the required filing fee as provided in subsection (h) below. This shall form the basis for review of the written protest and no facts, grounds, documentation or evidence not contained in the protester's submission at the time of filing the protest shall be permitted in the consideration of the written protest.
- (d) *Computation of time.* No time will be added to the above time limits for service by mail. The last day of the period so computed shall be included unless it is a Saturday, Sunday, or legal holiday in which event the period shall run until the next day which is not a Saturday, Sunday or legal holiday.
- (e) *Challenges.* The written protest may not challenge the relative weight of the evaluation criteria or the formula for assigning points in making an award determination.
- (f) *Authority to resolve protests.* The chief procurement officer, after consultation with the city attorney, shall issue a written recommendation within ten calendar days after receipt of the written protest. Said recommendation shall be sent to the city manager with a copy to the protesting party. The city manager may then either resolve the protest or reject all proposals. **On any protest on a contract for supplies and services not exceeding \$100,000.00 or a contract for construction not exceeding \$25,000.00 the city manager as authorized in Section 2-651 shall have sole authority to resolve in the best interests of the City. Otherwise, the city manager shall submit a recommendation to the city commission for approval or disapproval thereof.** A protest of an award of a contract by the city commission may be filed with the circuit court pursuant to the Florida Rules of Appellate Procedure.
- (h) *Stay of procurement during protests.* Upon receipt of a written protest filed pursuant to the requirements of this section, the city shall not proceed further with the solicitation or with the award of the contract until the protest is resolved by the city manager or the city commission as provided in subsection (f) above, unless the city manager, after consultation with the head of the user department, the chief procurement officer, and the city attorney, makes a written determination that the solicitation process or the contract award must be continued without delay in order to avoid an immediate and serious danger to the public health, safety or welfare and protect substantial interests of the city.
- (i) *Costs.* All costs accruing from a protest shall be assumed by the protestor.
- (j) *Filing fee.* The written protest must be accompanied by a filing fee in the form of a money order or cashier's check payable to the city in an amount equal to one percent of the amount of the bid or proposed contract, or \$2,500.00, whichever is less. The filing fee shall guarantee the payment of all costs which may be adjudged against the protestor in any administrative or court proceeding. If the protest is denied, the filing fee shall be forfeited to the city in lieu of payment of costs for the administrative proceedings. If the protest is upheld by the city, the filing fee shall be refunded to the protestor less any costs assessed under subsection (i) above.
- (k) *Compliance with filing requirements.* Failure of a party to timely file either the notice of intent to file a protest or the written protest, or submit the filing fee, with the city clerk's office within the time provided in subsections (a), (b) and/or (c), above, shall constitute a forfeiture of such party's right to file a protest pursuant to this section. The protesting party shall not be entitled to seek redress before the city commission or seek judicial relief without first having followed the procedure set forth in this section.

Proposer must complete, sign, and enclose Formal Solicitations Protest Procedures documents, to ensure the proper intent to comply. Failures to complete, sign, and return this form may disqualify your response.

SIGNED: Delia A. Trascobres TITLE: President  
Please sign and type or Print Name:

COMPANY: Metro Express Inc. DATE: 7/15/10

**CITY OF CORAL GABLES  
AMERICANS WITH DISABILITIES ACT (ADA)  
DISABILITY NONDISCRIMINATION STATEMENT**

**THIS FORM MUST BE SIGNED AND SWORN TO IN THE PRESENCE OF A NOTARY PUBLIC OR OTHER OFFICIAL AUTHORIZED TO ADMINISTER OATHS.**

This sworn statement is submitted to City of Coral Gables  
(print name of public entity)

by Delio A. Trasobares, President  
(print individual's name and title)

for Metro Express Inc  
(print name of entity submitting sworn statement)

whose business address is: 9442 N.W. 109 St  
Medley, FL 33178

and (if applicable) its Federal Employer Identification Number (FEIN) is 65-0711071  
(If the entity has not FEIN, include Social Security Number of the individual signing this sworn statement:

\_\_\_\_\_.)

I, being duly first sworn state:

That the above named firm, corporation or organization is in compliance with and agreed to continue to comply with, and assure that any sub-contractor, or third party contractor under this project complies with all applicable requirements of the laws listed below including, but not limited to, those provisions pertaining to employment, provision of programs and service, transportation, communications, access to facilities, renovations, and new construction.

The American with Disabilities Act of 1990 (ADA), Pub. L. 101-336, 104 Stat 327, 42 U.S.C. 12101, 12213 and 47 U.S.C. Sections 225 and 661 including Title I, Employment; Title II, Public Services; Title III, Public Accommodations and Services Operated by Private Entities; Title IV, Telecommunications; and Title V, Miscellaneous Provisions.

The Florida Americans with Disabilities Accessibility Implementation Act of 1993, Sections 5553.501-553.513, Florida Statutes



**CITY OF CORAL GABLES  
AMERICANS WITH DISABILITIES ACT (ADA)  
DISABILITY NONDISCRIMINATION STATEMENT**

The Rehabilitation Act of 1973, 229 U.S.C. Section 794

The Federal Transit Act, as amended, 49 U.S.C. Section 1612

The Fair Housing Act as amended, 42 U.S.C. Section 3601-3631

  
[Signature]

Sworn to and subscribed before me this 15 day of July, 2010

Personally known \_\_\_\_\_

or produced identification:

\_\_\_\_\_  
[Type of Identification]

Notary Public, State of Florida

My Commission Expires \_\_\_\_\_

  
[Printed, typed or stamped name of  
commissioned name of  
Notary Public]  **BLANCA IRIS MADERA**  
MY COMMISSION # DD879403  
EXPIRES April 17, 2013  
(407) 398-0153 FloridaNotaryService.com

### CERTIFIED RESOLUTION

I, Delio A. Trasobares, duly elected Secretary of Metro Express Inc., a corporation organized and existing under the laws of the State of Florida, do hereby certify that the following Resolution was unanimously adopted and passed by a quorum of the Board of Directors of said corporation at a meeting held in accordance with law and the by-laws of said corporation.

IT IS HEREBY RESOLVED that Delio A. Trasobares (insert name), the duly elected President (insert title of officer) of Metro Express Inc. submit a Proposal and Bid Bond, if such bond is required, to the City of Coral Gables and such other instruments in writing as may be necessary on behalf of the said corporation; and that the Proposal, Bid Bond and other such instruments signed shall be binding upon the said corporation as its own acts and deeds. The secretary shall certify the names and signatures of those authorized to act by the foregoing resolution.

The City of Coral Gables shall be fully protected in relying on such certification of the secretary and shall be indemnified and saved harmless from any and all claims, demands, expenses, loss or damage resulting from or growing out of honoring the signature of any person so certified or for refusing to honor any signature not so certified.

I further certify that the above resolution is in force and effect and has not been revised, revoked or rescinded.

I further certify that the following are the names, titles and official signatures of those persons authorized to act by the foregoing resolution.

NAME	TITLE	SIGNATURE
<u>Delio A. Trasobares</u>	<u>President, sec</u>	<u>Delio A. Trasobares</u>
_____	_____	_____
_____	_____	_____

Given under my hand and the Seal of said corporation this 15 day of July, 20 10

(SEAL)

By: Delio A. Trasobares, Secretary

Metro Express Inc.  
Name of Corporation

#### NOTE:

The above is a suggested form of the type of Corporate Resolution desired. Such form need not be followed explicitly, but the Certified Resolution submitted must clearly show to the satisfaction of the City of Coral Gables that the person signing the Proposal and Bid Bond for the corporation has been properly empowered by the corporation to do so in its behalf.

Signed, sealed and delivered in the presence of:

[Signature]  
Witness  
[Signature]  
Witness

By: Delio A. Trasobares  
(Signature)  
Delio A. Trasobares  
(Print Name)

**FOREIGN (NON-FLORIDA) CORPORATIONS MUST COMPLETE THIS FORM**

**DEPARTMENT OF STATE CORPORATE CHARTER NO. \_\_\_\_\_**

If your corporation is exempt from the requirements Section 607.1501, Florida Statutes, **YOU MUST CHECK BELOW** the reason(s) for the exemption. Please contact the Department of State, Division of Corporations at (904) 488-9000 for assistance with corporate registration or exemptions.

607.1501 Authority of foreign corporation to transact business required.

- (1) A foreign corporation may not transact business in this state until it obtains a certificate of authority from the Department of State.
- (2) The following activities, among others, do not constitute transacting business within the meaning of subsection (1):
- ☐ (a) Maintaining, defending, or settling any proceeding.
  - ☐ (b) Holding meetings of the board of directors or shareholders or carrying on other activities concerning internal corporate affairs.
  - ☐ (c) Maintaining bank accounts.
  - ☐ (d) Maintaining officers or agencies for the transfer, exchange, and registration of the corporation's own securities or maintaining trustees or depositories with respect to those securities.
  - ☐ (e) Selling through independent contractors.
  - ☐ (f) Soliciting or obtaining orders, whether by mail or through employees, agents, or otherwise, if the orders require acceptance outside this state before they become contracts.
  - ☐ (g) Creating or acquiring indebtedness, mortgages, and security interests in real or personal property.
  - ☐ (h) Securing or collecting debts or enforcing mortgages and security interests in property securing the debts.
  - ☐ (i) Transacting business in interstate commerce.
  - ☐ (j) Conducting an isolated transaction that is completed within 30 days and that is not one in the course of repeated transactions of a like nature.
  - ☐ (k) Owning and controlling a subsidiary corporation incorporated in or transacting business within this state or voting the stock of any corporation which it has lawfully acquired.
  - ☐ (l) Owning a limited partnership interest in a limited partnership that is doing business within this state, unless such limited partner manages or controls the partnership or exercises the powers and duties of a general partner.
  - ☐ (m) Owning, without more, real or personal property.
- (3) The list of activities in subsection (2) is not exhaustive.
- (4) This section has no application to the question of whether any foreign corporation is subject to service of process and suit in this state under any law of this state.

Please check one of the following if your firm is **NOT** a corporation:

- (I) ☐ Partnership, Joint Venture, Estate or Trust
- (II) ☐ Sole Proprietorship or Self Employed

**NOTE:** This sheet **MUST** be enclosed with your Proposal if you claim an exemption or have checked I or II above. If you do not check I or II above, your firm will be considered a corporation and subject to all requirements listed herein.

\_\_\_\_\_  
PROPOSER'S CORRECT LEGAL NAME

\_\_\_\_\_  
SIGNATURE OF AUTHORIZED AGENT OR PROPOSER

**Offeror's Certification**

**WHEN OFFERER IS A PARTNERSHIP**

IN WITNESS WHEREOF, the Offerer hereto has executed this Proposal Form this \_\_\_\_ day of \_\_\_\_\_, 20 \_\_\_\_.

\_\_\_\_\_  
Print Name of Partnership

By: \_\_\_\_\_  
Signature of General or Managing Partner

\_\_\_\_\_  
Witness

\_\_\_\_\_  
Print Name of Partner

\_\_\_\_\_  
Witness

\_\_\_\_\_  
Business Address

\_\_\_\_\_  
City/State/Zip

\_\_\_\_\_  
Business Telephone Number

\_\_\_\_\_  
State of Registration

State of Florida  
County of \_\_\_\_\_

On this \_\_\_\_ day of \_\_\_\_\_, 20\_\_\_\_, before me, the undersigned Notary Public of the State of Florida,  
personally appeared \_\_\_\_\_ as whose name(s) is/are Subscribe  
(Name(s) of individual(s) who appeared before notary)  
to the within instrument, and he/she/they acknowledged that he/she/they executed it.

WITNESS my hand  
and official seal

**NOTARY PUBLIC  
SEAL OF OFFICE:**

\_\_\_\_\_  
**NOTARY PUBLIC, STATE OF FLORIDA**

\_\_\_\_\_  
(Name of Notary Public: Print, Stamp or Type  
as Commissioned.)

Personally known to me or  
Produced identification:

\_\_\_\_\_  
(Type of Identification Produced)

**DID** take an oath, or **DID NOT** take an oath

**Offeror's Certification**

**WHEN OFFERER IS A CORPORATION**

IN WITNESS WHEREOF, the Offerer hereto has executed this Proposal Form this \_\_\_\_ day of \_\_\_\_\_, 20 \_\_.

\_\_\_\_\_  
Print Name of Corporation

\_\_\_\_\_  
Print State of Incorporation

(CORPORATE SEAL)

By: \_\_\_\_\_  
Signature of President /other Authorized Officer

\_\_\_\_\_  
Print Name of President/other Authorized Officer

ATTEST:

\_\_\_\_\_  
Address of Corporation

\_\_\_\_\_  
City/State/Zip

By: \_\_\_\_\_  
Secretary

\_\_\_\_\_  
Business Telephone Number

On this \_\_\_\_ day of \_\_\_\_\_, 20 \_\_, before me, the undersigned Notary Public of the State of Florida, the foregoing instrument was acknowledge by

\_\_\_\_\_  
(Name of Corporate Officer(s) and Title(s))

of \_\_\_\_\_ on behalf of the Corporation.  
(Name of Corporation and State of Place of Incorporation)

WITNESS my hand  
and official seal

\_\_\_\_\_  
NOTARY PUBLIC, STATE OF FLORIDA

NOTARY PUBLIC  
SEAL OF OFFICE:

\_\_\_\_\_  
(Name of Notary Public: Print, Stamp or Type  
as Commissioned.)

Personally known to me, or  
Produced identification:

\_\_\_\_\_  
(Type of Identification Produced)

DID take an oath, or DID NOT did not take an oath

**Offeror's Certification**

**WHEN OFFERER IS A SOLE PROPRIETORSHIP OR  
OPERATES UNDER A FICTITIOUS OR TRADE NAME**

IN WITNESS WHEREOF, the Offerer here to has executed this Proposal Form this \_\_\_\_ day of \_\_\_\_\_, 20 \_\_\_\_.

\_\_\_\_\_  
Print Name of Firm

By: \_\_\_\_\_  
Signature of Owner

\_\_\_\_\_  
Witness

\_\_\_\_\_  
Print Name of Individual

\_\_\_\_\_  
Witness

\_\_\_\_\_  
Business Address

\_\_\_\_\_  
City/State/Zip

\_\_\_\_\_  
Business Telephone Number

State of Florida

County of \_\_\_\_\_

On this \_\_\_\_ day of \_\_\_\_\_, 20 \_\_, before me, the undersigned Notary Public of the

State of Florida, personally appeared \_\_\_\_\_

(Name(s) of individuals(s) who appeared before notary)

and whose name(s) is/are Subscribed to the within instrument, and he/she/they acknowledged that he/she/they executed it.

WITNESS my hand  
and official seal

\_\_\_\_\_  
NOTARY PUBLIC, STATE OF FLORIDA

**NOTARY PUBLIC  
SEAL OF OFFICE:**

\_\_\_\_\_  
(Name of Notary Public: Print, Stamp or Type  
as Commissioned.)

Personally known to me, or  
Produced identification:

\_\_\_\_\_  
(Type of Identification Produced)

**DID** take an oath, or **DID NOT** did not take an oath

**BID BOND**

STATE OF FLORIDA  
COUNTY OF MIAMI DADE  
CITY OF CORAL GABLES

}  
}  
} SS.

Metro Express, as Principal, and Great American Insurance Company, Inc. **KNOWN ALL MEN BY THESE PRESENTS,** That we held and firmly bonded unto the City of Coral Gables as Owner in the penal sum of Dollars (\$ \*\*\*\*5%\*\*\*\*), lawful money of the United States, for the payment of which sum well and Five Percent of Amount Bid truly to be made, we bind ourselves, our heirs, executors, administrators, and successors, jointly and severally, firmly by these presents.

THE CONDITION OF THIS OBLIGATION IS SUCH, that whereas the Principal has submitted to the City of Coral Gables the accompanying Bid, signed sealed, and dated July 15th, 2010, for

**BID NAME AND NUMBER HERE**

Construction of Street Improvements - IFB No. 2010 07 15.

in accordance with the Plans and Specifications therefore, the call for Bids or Proposals, and the Instructions to Bidders, all of which are made a part hereof by reference as if fully set forth herein.

NOW, THEREFORE,

- (a) If the Principal shall not withdraw said bid within thirty (30) days after date of opening of the same, and shall within ten (10) days after written notice being given by the City Manager or his designee, of the award of the contract, enter into a written contract with the City, in accordance with the bid as accepted, and give bond with good and sufficient surety or sureties, as may be required for the faithful performance and proper fulfillment of such contract,
- (b) in the event of the withdrawal of said bid or proposal within the period specified, or the failure to enter into such contract and give such bond within the time specified, if the Principal shall pay the City the difference between the amount specified in said bid or proposal and the amount for which the City may procure the required work and/or supplies, if the latter amount be in excess of the former, the above obligation shall be void and of no effect, otherwise to remain in full force and effect.

BID BOND

IN WITNESS HEREOF, the above bounded parties have executed this instrument under their several seals this  
15th day of July, A.D., 20 10, the name and corporate  
seal of each corporate party being hereto affixed and these presents duly signed by its undersigned representative, pursuant to  
authority of its governing body.

WITNESS

(If Sole Ownership or Partnership,

Two (2) Witnesses Required.

If Corporation, Secretary Only  
will attest and affix seal).

(1)

(2)

PRINCIPAL

Metro Express, Inc.

Name of Firm

Signature of Authorized Officer

Title

9442 NW 109th Street

Business Address

Miami, FL 33155

City,

State

WITNESS:

(1)

(2)

SURETY:

Great American Insurance Company

Corporate Surety

Attorney-In-Fact Carmen E. Pillot

1060 Maitland Center Commons Blvd., Ste. 100

Business Address

Maitland, FL 32751

City,

State

Brown & Brown of Florida, Inc.

Name of Local Agency



# GREAT AMERICAN INSURANCE COMPANY®

Administrative Office: 580 WALNUT STREET • CINCINNATI, OHIO 45202 • 513-369-5000 • FAX 513-723-2740

The number of persons authorized by  
this power of attorney is not more than TWO

No. 0 19998

## POWER OF ATTORNEY

KNOW ALL MEN BY THESE PRESENTS: That the GREAT AMERICAN INSURANCE COMPANY, a corporation organized and existing under and by virtue of the laws of the State of Ohio, does hereby nominate, constitute and appoint the person or persons named below, each individually if more than one is named, its true and lawful attorney-in-fact, for it and in its name, place and stead to execute on behalf of the said Company, as surety, any and all bonds, undertakings and contracts of suretyship, or other written obligations in the nature thereof; provided that the liability of the said Company on any such bond, undertaking or contract of suretyship executed under this authority shall not exceed the limit stated below.

Name	Address	Limit of Power
CARMEN E. PILLOT	BOTH OF	
MICHAEL A. HOLMES	MIAMI LAKES, FLORIDA	\$75,000,000.

This Power of Attorney revokes all previous powers issued on behalf of the attorney(s)-in-fact named above.

IN WITNESS WHEREOF the GREAT AMERICAN INSURANCE COMPANY has caused these presents to be signed and attested by its appropriate officers and its corporate seal hereunto affixed this 16TH day of APRIL, 2010  
Attest GREAT AMERICAN INSURANCE COMPANY



Assistant Secretary

Divisional Senior Vice President

STATE OF OHIO, COUNTY OF HAMILTON - ss:

DAVID C. KITCHIN (513-412-4602)

On this 16TH day of APRIL, 2010, before me personally appeared DAVID C. KITCHIN, to me known, being duly sworn, deposes and says that he resides in Cincinnati, Ohio, that he is a Divisional Senior Vice President of the Bond Division of Great American Insurance Company, the Company described in and which executed the above instrument; that he knows the seal of the said Company; that the seal affixed to the said instrument is such corporate seal; that it was so affixed by authority of his office under the By-Laws of said Company, and that he signed his name thereto by like authority.



KAREN L. GROSHEN  
NOTARY PUBLIC, STATE OF OHIO  
MY COMMISSION EXPIRES 02-20-11

This Power of Attorney is granted by authority of the following resolutions adopted by the Board of Directors of Great American Insurance Company by unanimous written consent dated June 9, 2008.

**RESOLVED:** That the Divisional President, the several Divisional Senior Vice Presidents, Divisional Vice Presidents and Divisional Assistant Vice Presidents, or any one of them, be and hereby is authorized, from time to time, to appoint one or more Attorneys-in-Fact to execute on behalf of the Company, as surety, any and all bonds, undertakings and contracts of suretyship, or other written obligations in the nature thereof; to prescribe their respective duties and the respective limits of their authority; and to revoke any such appointment at any time.

**RESOLVED FURTHER:** That the Company seal and the signature of any of the aforesaid officers and any Secretary or Assistant Secretary of the Company may be affixed by facsimile to any power of attorney or certificate of either given for the execution of any bond, undertaking, contract of suretyship, or other written obligation in the nature thereof, such signature and seal when so used being hereby adopted by the Company as the original signature of such officer and the original seal of the Company, to be valid and binding upon the Company with the same force and effect as though manually affixed.

## CERTIFICATION

I, STEPHEN C. BERAHA, Assistant Secretary of Great American Insurance Company, do hereby certify that the foregoing Power of Attorney and the Resolutions of the Board of Directors of June 9, 2008 have not been revoked and are now in full force and effect.

Signed and sealed this 15th day of July, 2010



S1029Y (10/08)

Assistant Secretary

**ACORD CERTIFICATE OF LIABILITY INSURANCE**OP ID CH  
METRO02

DATE (MM/DD/YYYY)

09/11/09

## PRODUCER

BROWN & BROWN OF FLORIDA INC  
8000 GOVERNORS SQUARE BLVD 400  
AMI LAKES FL 33016-1588  
Phone: 305-364-7800 Fax: 305-822-5687

THIS CERTIFICATE IS ISSUED AS A MATTER OF INFORMATION  
ONLY AND CONFERS NO RIGHTS UPON THE CERTIFICATE  
HOLDER. THIS CERTIFICATE DOES NOT AMEND, EXTEND OR  
ALTER THE COVERAGE AFFORDED BY THE POLICIES BELOW.

## INSURED

METRO EXPRESS INC  
8095 WEST 21 LANE  
HIALEAH FL 33016

## INSURERS AFFORDING COVERAGE

## NAIC #

INSURER A:	AMERICAN SAFETY INDEMNITY	25433
INSURER B:	NATIONAL FIRE INS HARTFORD	20478
INSURER C:	AMERICAN GUARANTEE & LIAB INS	26247
INSURER D:	BRIDGEFIELD EMPLOYERS INS CO	10701
INSURER E:	FEDERAL INSURANCE COMPANY	20281

## COVERAGES

THE POLICIES OF INSURANCE LISTED BELOW HAVE BEEN ISSUED TO THE INSURED NAMED ABOVE FOR THE POLICY PERIOD INDICATED. NOTWITHSTANDING ANY REQUIREMENT, TERM OR CONDITION OF ANY CONTRACT OR OTHER DOCUMENT WITH RESPECT TO WHICH THIS CERTIFICATE MAY BE ISSUED OR MAY PERTAIN, THE INSURANCE AFFORDED BY THE POLICIES DESCRIBED HEREIN IS SUBJECT TO ALL THE TERMS, EXCLUSIONS AND CONDITIONS OF SUCH POLICIES. AGGREGATE LIMITS SHOWN MAY HAVE BEEN REDUCED BY PAID CLAIMS.

INSR ADD'L LTR INSRD	TYPE OF INSURANCE	POLICY NUMBER	POLICY EFFECTIVE DATE (MM/DD/YY)	POLICY EXPIRATION DATE (MM/DD/YY)	LIMITS	
A	GENERAL LIABILITY	ESL0236480901	09/12/09	09/12/10	EACH OCCURRENCE	\$ 1,000,000
	<input checked="" type="checkbox"/> COMMERCIAL GENERAL LIABILITY				DAMAGE TO RENTED PREMISES (Ea occurrence)	\$ 50,000
	<input type="checkbox"/> CLAIMS MADE <input checked="" type="checkbox"/> OCCUR				MED EXP (Any one person)	\$ 0
	GEN'L AGGREGATE LIMIT APPLIES PER:				PERSONAL & ADV INJURY	\$ 1,000,000
	<input type="checkbox"/> POLICY <input checked="" type="checkbox"/> PRO-JECT <input type="checkbox"/> LOC				GENERAL AGGREGATE	\$ 2,000,000
					PRODUCTS - COMP/OP AGG	\$ 2,000,000
B	AUTOMOBILE LIABILITY	2083723872	09/12/09	09/12/10	COMBINED SINGLE LIMIT (Ea accident)	\$ 1,000,000
	<input checked="" type="checkbox"/> ANY AUTO				BODILY INJURY (Per person)	\$
	<input type="checkbox"/> ALL OWNED AUTOS				BODILY INJURY (Per accident)	\$
	<input type="checkbox"/> SCHEDULED AUTOS				PROPERTY DAMAGE (Per accident)	\$
	<input type="checkbox"/> HIRED AUTOS					
	<input type="checkbox"/> NON-OWNED AUTOS					
	GARAGE LIABILITY				AUTO ONLY - EA ACCIDENT	\$
	<input type="checkbox"/> ANY AUTO				OTHER THAN AUTO ONLY: EA ACC	\$
					AGG	\$
C	EXCESS/UMBRELLA LIABILITY	AUC655307000	09/12/09	09/12/10	EACH OCCURRENCE	\$ 2,000,000
	<input checked="" type="checkbox"/> OCCUR <input type="checkbox"/> CLAIMS MADE				AGGREGATE	\$ 2,000,000
	<input type="checkbox"/> DEDUCTIBLE					\$
	<input checked="" type="checkbox"/> RETENTION \$ 0					\$
D	WORKERS COMPENSATION AND EMPLOYERS' LIABILITY	0830-38388	09/22/09	09/22/10	<input checked="" type="checkbox"/> WC STATUTORY LIMITS <input type="checkbox"/> OTHER	
	E.L. EACH ACCIDENT				\$ 1,000,000	
	E.L. DISEASE - EA EMPLOYEE				\$ 1,000,000	
	E.L. DISEASE - POLICY LIMIT				\$ 1,000,000	
	ANY PROPRIETOR/PARTNER/EXECUTIVE OFFICER/MEMBER EXCLUDED?					
	If yes, describe under SPECIAL PROVISIONS below					
E	OTHER	06637653EUC	03/04/09	03/04/10	Max Per Item	100,000
	Equipment Floater Lease/Rented Equip					

DESCRIPTION OF OPERATIONS / LOCATIONS / VEHICLES / EXCLUSIONS ADDED BY ENDORSEMENT / SPECIAL PROVISIONS

## CERTIFICATE HOLDER

MET-016

METRO EXPRESS INC.  
8095 WEST 21 LANE  
HIALEAH FL 33016

## CANCELLATION

SHOULD ANY OF THE ABOVE DESCRIBED POLICIES BE CANCELLED BEFORE THE EXPIRATION DATE THEREOF, THE ISSUING INSURER WILL ENDEAVOR TO MAIL 10 DAYS WRITTEN NOTICE TO THE CERTIFICATE HOLDER NAMED TO THE LEFT, BUT FAILURE TO DO SO SHALL IMPOSE NO OBLIGATION OR LIABILITY OF ANY KIND UPON THE INSURER, ITS AGENTS OR REPRESENTATIVES.

AUTHORIZED REPRESENTATIVE



**CTQB**  
Construction Trades Qualifying Board  
BUSINESS CERTIFICATE OF COMPETENCY

**E201301**

**METRO EXPRESS INC**

D.B.A.:

*Delio A. Trasobares*

**TRASOBARES DELIO A**

is certified under the provisions of Chapter 10 of Miami-Dade County

**VALID FOR CONTRACTING UNTIL 09/30/2011**

0001

**QUALIFYING TRADE(S)**  
**GENERAL ENGINEERING**

Hermilio Gonzalez P.E.  
Secretary of the Board  
Miami-Dade County retains all property rights herein.

*Hermilio Gonzalez*



[www.miamidade.gov/buildingcode](http://www.miamidade.gov/buildingcode)

MIAMI-DADE COUNTY  
TAX COLLECTOR  
140 W. FLAGLER ST  
1ST FLOOR  
MIAMI, FL 33130

2009 LOCAL BUSINESS TAX RECEIPT 2010  
MIAMI-DADE COUNTY STATE OF FLORIDA  
EXPRESS SERVICE  
MUST BE FILED WITHIN 30 DAYS OF BUSINESS  
PURSUANT TO MIAMI-DADE COUNTY ORDINANCE 12-01

FIRST-CLASS  
U.S. POSTAGE  
PAID  
MIAMI, FL  
PERMIT NO. 231

448637-9  
BUSINESS NAME / LOCATION  
METRO EXPRESS INC  
8095 W 21 LA  
33016 HIALEAH

THIS IS NOT A BILL - DO NOT PAY

TRANSFER  
RECEIPT NO. 468381-0  
CC # E201301

OWNER  
METRO EXPRESS INC  
Sec. Type of Business  
196 GENERAL ENGINEERING CONTRACTOR

WORKER/S  
10

THIS IS ONLY A LOCAL  
BUSINESS TAX RECEIPT. IT  
DOES NOT PERMIT THE  
HOLDER TO VIOLATE ANY  
EXISTING REGULATORY OR  
ZONING LAWS OF THE  
COUNTY OR CITIES. NOR  
DOES IT EXEMPT THE  
HOLDER FROM ANY OTHER  
PERMIT OR LICENSE  
REQUIRED BY LAW. THIS IS  
NOT A CERTIFICATION OF  
THE HOLDER'S QUALIFI-  
CATIONS.

DO NOT FORWARD

METRO EXPRESS INC  
DELIO TRASOBARES PRES  
9442 NW 109 ST  
MEDLEY FL 33178

PAYMENT RECEIVED  
MIAMI-DADE COUNTY TAX  
COLLECTOR:

02/26/2010  
60010000039  
000004.50



SEE OTHER SIDE

AC# 4974956

STATE OF FLORIDA

DEPARTMENT OF BUSINESS AND PROFESSIONAL REGULATION  
CONSTRUCTION INDUSTRY LICENSING BOARD

SEQ# L1005260126

DATE	BATCH NUMBER	LICENSE NBR
05/26/2010	098165856	CGC050965

The GENERAL CONTRACTOR  
Named below IS CERTIFIED  
Under the provisions of Chapter 489 FS.  
Expiration date: AUG 31, 2012

TRASOBARES, DELIO ALBERT  
METRO EXPRESS INC  
9442 N.W. 109 ST  
MEDLEY

FL 33178

CHARLIE CRIST  
GOVERNOR

CHARLIE LIEM  
INTERIM SECRETARY

DISPLAY AS REQUIRED BY LAW

MIAMI-DADE COUNTY  
TAX COLLECTOR  
140 W. FLAGLER ST.  
1st FLOOR  
MIAMI, FL 33130

2009 LOCAL BUSINESS TAX RECEIPT 2010  
MIAMI-DADE COUNTY, STATE OF FLORIDA  
EXPIRES SEPT. 30, 2010  
MUST BE DISPLAYED AT PLACE OF BUSINESS  
PURSUANT TO COUNTY CODE CHAPTER 2A, ART. 9.5.10

FIRST-CLASS  
U.S. POSTAGE  
PAID  
MIAMI, FL  
PERMIT NO. 281

409216-9  
BUSINESS NAME / LOCATION  
METRO EXPRESS INC  
8095 W 21 LA  
33016 HIALEAH

THIS IS NOT A BILL - DO NOT PAY

TRANSFER

RECEIPT NO. 427257-1

STATE CGC030965

OWNER  
METRO EXPRESS INC  
Sec. Type of Business  
196 GENERAL BUILDING CONTRACTOR

WORKER/S  
10

THIS IS ONLY A LOCAL  
BUSINESS TAX RECEIPT. IT  
DOES NOT PERMIT THE  
HOLDER TO VIOLATE ANY  
EXISTING REGULATORY OR  
ZONING LAWS OF THE  
COUNTY OR CITIES. NOR  
DOES IT EXEMPT THE  
HOLDER FROM ANY OTHER  
PERMIT OR LICENSE  
REQUIRED BY LAW. THIS IS  
NOT A CERTIFICATION OF  
THE HOLDER'S QUALIFICA-  
TIONS.

DO NOT FORWARD

METRO EXPRESS INC  
DELIO TRASOBARES PRES  
9442 NW 109 ST  
MEDLEY FL 33178

PAYMENT RECEIVED  
MIAMI-DADE COUNTY TAX  
COLLECTOR:

02/26/2010  
60010000037  
000004.50

SEE OTHER SIDE

|||||8||

## Completed Contracts - Past Three years

DOLLAR AMOUNT OF WORK	CLASSES OF WORK	YEAR COMPLETED	WHERE LOCATED CITY - COUNTY	NAME AND ADDRESS OF OFFICIAL TO WHOM YOU REFER
\$ 1,585,707.73	Drainage	Dec. 2006	Miami Dade County PWD	Luis Franqui / 111 NW 1st St. Miami, FL P#305-375-4982
\$ 1,795,252.25	Drainage	Dec. 2006	Miami Dade County D.E.R.M.	Leq Salgueiro / 33 SW 2nd Ave. /305-375-2651
\$ 2,167,070.00	Drainage	Oct. 2006	Miami Dade County D.E.R.M.	Alberto Estevez / 33 SW 2nd Ave. / P# 305-372-6547
\$ 68,674.40	Sidewalks	Mar. 2006	City of Pembroke Pines	Ricardo Roses / Pembroke Pines, FL / 954-261-4534
\$ 424,000.00	Sidewalks	Dec. 2006	Miami Dade County PWD	Gary Semonson / 111 NW 1st St. Miami, FL / 305-375-2651
\$ 280,770.65	Sidewalks	Aug. 2006	City of Margate	5790 Margate Blvd. Margate, FL / 954-565-9998
\$ 639,150.00	Drainage	Jul. 2006	Village of Palmetto Bay	Patterso / 8950 sw 152 St. Palmetto Bay, FL / 305-259-1234
\$ 85,927.71	Sidewalks	Aug. 2006	Village of Palmetto Bay	Patterson /8950 sw 152 St. Palmetto Bay, FL / 305-259-1234
\$ 200.00	Sidewalks	Jul. 2006	City of Coral Gables	Julia Abraham / 2800 SW 72 Ave. Miami, FL / 305-460-5059
\$ 730,040.40	School JJJ	Nov. 2006	James Cummings	
\$ 650,660.46	Sidewalks	Jan. 2007	City of Miami	Leonel Zapata / 444 SW 2nd Ave. Miami, FL / 305-216-2056
\$ 1,000,000.00	P.T.P.	May. 2007	Miami Dade County PWD	G. Coopallechia / 111 NW 1st St. Miami, FL / 305-375-2392
\$ 2,179,318.00	Intersections	Oct. 2007	Miami Dade County PWD	Jesus Gonzalez / 111 NW 1st St. Miami, FL / 305-375-2172
\$ 950,000.00	Sidewalks	Aug. 2007	Miami Dade County PWD	Gary Semonson / 111 NW 1st St. Miami, FL / 305-375-2651
\$ 950,000.00	Sidewalks	Jan. 2007	Miami Dade County PWD	Gary Semonson / 111 NW 1st St. Miami, FL / 305-375-2651
\$ 562,500.00	Sidewalks	Feb. 2007	Miami Dade County PWD	Gary Semonson / 111 NW 1st St. Miami, FL / 305-375-2651
\$ 735,000.00	Sidewalks	Mar. 2007	Miami Dade County PWD	Gary Semonson / 111 NW 1st St. Miami, FL / 305-375-2651
\$ 762,750.00	Sidewalks	Mar. 2007	Miami Dade County PWD	G. Coopallechia / 111 NW 1st St. Miami, FL / 305-375-2392
\$ 778,500.00	Sidewalks	Mar. 2007	Miami Dade County PWD	Gary Semonson / 111 NW 1st St. Miami, FL / 305-375-2651
\$ 950,000.00	Sidewalks	Aug. 2007	Miami Dade County PWD	Gary Semonson / 111 NW 1st St. Miami, FL / 305-375-2651
\$ 950,000.00	Sidewalks	Aug. 2007	Miami Dade County PWD	G. Coopallechia / 111 NW 1st St. Miami, FL / 305-375-2392
\$ 848,000.00	Sidewalks	Aug. 2007	Miami Dade County PWD	Rodolfo Ibarra / 16215 SW 117 Av. Unit #3
\$ 950,000.00	Sidewalks	Oct. 2007	Miami Dade County PWD	Gary Semonson / 111 NW 1st St. Miami, FL / 305-375-2651
\$ 950,000.00	Sidewalks	Nov. 2007	Miami Dade County PWD	G. Coopallechia / 111 NW 1st St. Miami, FL / 305-375-2392
\$ 93,081.15	Citywide Sidewalks	May. 2007	City of Miami	Leonel Zapata / 444 SW 2nd Ave. Miami, FL / 305-216-2056
\$ 1,890,688.04	downtown P-II	Jun-07	City of Miami	Leonel Zapata / 444 SW 2nd Ave. Miami, FL / 305-216-2056
\$ 3,376,153.90	Drainage	oct. 2007	Miami Dade County D.E.R.M.	Alberto Estevez / 33 SW 2nd Ave. / P# 305-372-6547
\$ 179,500.00	Sidewalks	Apr. 2007	Miami Dade County PWD	Gary Semonson / 111 NW 1st St. Miami, FL / 305-375-2651
\$ 179,500.00	Sidewalks	Aug. 2007	Miami Dade County PWD	Gary Semonson / 111 NW 1st St. Miami, FL / 305-375-2651

DOLLAR AMOUNT OF WORK PERFORMED	CLASSES OF WORK	YEAR COMPLETED	WHERE LOCATED CITY - COUNTY	NAME AND ADDRESS OF OFFICIAL TO WHOM YOU REFER
\$ 179,500.00	Sidewalks	Apr. 2007	City of Miami Dade County PWD	Gary Semonson / 111 NW 1st St. Miami, FL / 305-375-2651
\$ 179,500.00	Sidewalks	Apr. 2007	City of Miami Dade County PWD	Gary Semonson / 111 NW 1st St. Miami, FL / 305-375-2651
\$ 696,800.00	Drainage	Dec. 2007	City of Miami	Francis Mitchell/444 SW 2nd Ave. Miami, FL / 305-416-1097
\$ 765,274.09	Doral Park	Feb. 2007	City of Doral	Carrillo / 8300 NW 53 St. Doral, FL / 305-593-6725
\$ 200,000.00	Sidewalks	Jul-07	City of Coral Gables	Julia Abraham / 2800 SW 72 Ave. Miami, FL / 305-460-5059
\$ 271,004.34	Sidewalks	Apr. 2007	Village of Palmetto Bay	Patterson / 8950 sw 152 St. Palmetto Bay, FL / 305-259-1234
\$ 336,589.00	Drainage	Aug. 2007	City of Pompano Beach	Donald Jenssen/ 1201 NW 5 Ave. Pompano / 954-786-4061
\$ 197,880.00	Drainage	Aug. 2007	City of Pompano Beach	Donald Jenssen/ 1201 NW 5 Ave. Pompano / 954-786-4061
\$ 39,516.46	Improvement	Jun. 2007	City of Miami	Ola Aluko 444 SW 2nd Ave. Miami, FL / 305-216-2056
\$ 79,835.07	Speed Hump	Jun. 2007	City of Miami	Ola Aluko 444 SW 2nd Ave. Miami, FL / 305-216-2056
\$ 1,181,320.89	Drainage	Jan. 2007	City of Miami Dade County PWD	Nestor Melean 111 NW 1st St., Miami, FL / 305-375-2648
\$ 207,828.47	Sidewalks	Jun. 2007	City of Miami	Ola Aluko 444 SW 2nd Ave. Miami, FL / 305-216-2056
\$ 12,515.62	Sidewalks	Dec. 2008	City of Miami	Luis Rodriguez 444 SW 2nd Ave. Miami, FL / 305-516-2153
\$ 137,520.00	Sidewalks	Dec. 2008	City of Coral Gables	Grettel Duran / 2800 SW 72 Ave. Miami, FL / 305-460-5018
\$ 571,595.75	Sidewalks	Nov. 2008	City of Miami	Luis Rodriguez 444 SW 2nd Ave. Miami, FL / 305-516-2153
\$ 112,063.70	Sidewalks	Nov. 2008	City of Miami	Ola Aluko 444 SW 2nd Ave. Miami, FL / 305-216-2056
\$ 1,314,918.84	Sidewalks Dist. 3 & 4	Apr. 2008	City of Miami	Ola Aluko 444 SW 2nd Ave. Miami, FL / 305-216-2056
\$ 349,149.17	Sewer Rehabilitation	Feb. 2008	City of Miami	Ola Aluko 444 SW 2nd Ave. Miami, FL / 305-216-2056
\$ 200,000.00	Sidewalks	Jul. 2008	City of Coral Gables	Julia Abraham / 2800 SW 72 Ave. Miami, FL / 305-460-5059
\$ 696,800.00	Citewide Storm Sewer	Dec. 2008	City of Miami	Francis Mitchell/444 SW 2nd Ave. Miami, FL / 305-216-2056
\$ 12,815.86	Sidewalks	Mar. 2008	City of Miami Beach	A. Carmenate/1700 Convention Center Dr. / 305-673-7071
\$ 42,600.00	Temp. Parking Lots	Oct. 2008	City of Miami Beach	Keith Mizell / 1700 Convention Center Dr. / 305-673-7071
\$ 577,982.81	Drainage	Sep-08	City of Doral	Carrillo / 8300 NW 53 St. Doral, FL / 305-593-6725
\$ 2,000,000.00	Drainage	Nov. 2008	City of Coral Gables	Ludwid Janiga 2800 SW 72 Ave. Miami, FL / 305-460-5056
\$ 137,520.00	Sidewalks & Paving	Sep-09	City of Coral Gables	Noel Polo / 2800 SW 72 Ave. Miami, FL / 305-733-0068
\$ 1,930,211.02	Drainage	Jul-09	City of Miami	Joe Gaudie /444 SW 2nd Ave., Miami, FL / 305-416-1213
\$ 1,715,092.00	Drainage	Sep-09	City of Miami	Genady Beylin / 444 SW 2nd Ave., Miami, FL / 305-416-1233
\$ 849,985.00	Drainage & Sidewalk	Feb-10	City of Doral	Carrillo / 8300 NW 53 St. Doral, FL / 305-593-6725



**CONTRACTOR'S PERFORMANCE AND PAYMENT BOND**  
**(SURETY)**

STATE OF FLORIDA                    }  
COUNTY OF MIAMI DADE        }  
CITY OF CORAL GABLES            }

KNOW ALL MEN BY THESE PRESENTS THAT \_\_\_\_\_

\_\_\_\_\_  
\_\_\_\_\_ as Principal, and

\_\_\_\_\_ a corporation organized under the Laws of the State of  
\_\_\_\_\_ with its home office in the City of \_\_\_\_\_ as Surety, (said  
Principal and said Surety hereinafter collectively being referred to as Obligor), are held and firmly bound unto the City of  
Coral Gables, a municipal corporation of Florida, acting by and through the CORAL GABLES CITY COMMISSION, and  
their successors, in office, hereinafter called the Oblige, in the sum of \$ \_\_\_\_\_ lawful money of the United  
States of America, for the payment whereof to the Oblige, the Principal and Surety respectively bind themselves, their  
successors, heirs, and assigns, jointly and severally, firmly by these presents.

Signed, sealed and dated this \_\_\_\_\_ day of \_\_\_\_\_, 20\_\_\_\_\_.

WHEREAS the Principal and Oblige are entering into a written contract, hereinafter called the Contract for

\_\_\_\_\_ as evidenced by Contract Plans and  
Specifications made a part thereof and entered into between the Principal and the Oblige on the \* \_\_\_\_\_ day  
of \_\_\_\_\_, 20\_\_\_\_\_, a copy of which Contract may be attached and is hereby referred to  
and made a part thereof.

- To be dated by the City of Coral Gables, Oblige.

NOW THEREFORE, the condition of the foregoing obligation is such that if the Principal shall indemnify the  
Oblige for all loss that the Oblige may sustain by reason of the Principal's failure to comply with any of the terms of  
the Contract, then this obligation shall be void; otherwise it shall remain in full force.

THIS BOND shall also be security for the performance by the Principal and surety of the following additional  
covenants and obligations, and the recitals and references herein contained shall constitute a part of this Bond and  
obligation:

Contractor's Performance and Payment Bond (Surety)

1. Said Principal (Contractor) shall well and truly perform, carry out, and abide by all the terms, conditions and provisions of said contract and building complete the structures therein specified in accordance with the terms thereof, and the Obligor herein shall and does hereby agree to indemnify the Obligees and hold it harmless or, from and against any and all liability, loss, cost, damage or expense thereof by reason of any negligence, default, and/or misconduct on the part of the said Contractor and \_\_\_\_\_ agents, servants, and/or employees, in, about, or on account of the construction of said Contract by the said Contractor, and shall repay to and reimburse to the Obligees promptly upon demand, all sums of money, each and every, reasonably paid out or expended by the said Obligees on account of the failure and/or refusal of said Contractor to carry out, do, perform, and/or comply with any of the terms and provisions of said Contract at the time and in the manner therein provided.

2. The Principal will make payments to all persons supplying the Principal, labor, materials, and supplies used directly or indirectly by the Principal or any subcontractor(s) of the Principal in the prosecution of the work provided for in said Contract.

3. Each and every person, natural and artificial, for whose benefit this Bond has been executed as disclosed by the test of this Bond, and of said Contract, specifications, drawings and all papers, and of said agreement and instruments attached and made a part of said Contract, and each and every person, natural or artificial, supplying labor, materials, or supplies in furtherance of said Contract, shall have the same several rights of suit or action upon this Bond as if he or they were the Obligees(s) herein specifically mentioned, and the obligations hereof shall be several as to the rights of said persons or said Obligees hereof.

4. Each and every suit brought against the Obligor upon this Bond in which the plaintiff shall be successful, there shall be assessed therein against the Obligor herein, in favor of the plaintiff therein, reasonable counsel fees, which the Obligor hereby expressly agrees to pay as part of the cost and expense of such suit.

IN WITNESS WHEREOF the said Principal and said Surety hereto have caused these presents to be executed this \_\_\_\_\_ day of \_\_\_\_\_, 20\_\_\_\_\_.

APPROVED AS TO FORM:

\_\_\_\_\_  
City Attorney

Contractor's Performance and Payment Bond (Surety)

WHEN THE PRINCIPAL IS AN INDIVIDUAL:

Signed, sealed and delivered in the presence of:

\_\_\_\_\_  
(Witness)

\_\_\_\_\_  
(Signature of Individual) (SEAL)

\_\_\_\_\_  
(Witness)

\_\_\_\_\_  
(Printed Name of Individual)

WHEN THE PRINCIPAL IS A SOLE PROPRIETORSHIP OR OPERATES UNDER A TRADE NAME:

Signed, sealed and delivered in the presence of:

\_\_\_\_\_  
(Witness)

\_\_\_\_\_  
(Name of Firm)

\_\_\_\_\_  
(Witness)

\_\_\_\_\_  
(Signature of Individual)

WHEN THE PRINCIPAL IS A PARTNERSHIP:

Signed, sealed and delivered in the presence of:

\_\_\_\_\_  
(Name of Firm) A Partnership

BY \_\_\_\_\_  
Partner

WHEN THE PRINCIPAL IS A CORPORATION:

ATTEST:

\_\_\_\_\_  
Correct Name of Corporation

Contractor's Performance and Payment Bond (Surety)

By \_\_\_\_\_

\_\_\_\_\_  
President  
(Corporate Seal)

\_\_\_\_\_

\_\_\_\_\_  
(Name of Surety)

\_\_\_\_\_

\_\_\_\_\_  
(Address of Surety)

By \_\_\_\_\_

\_\_\_\_\_

NOTE: If both Principal and Surety are Corporations, the respective corporate seals should be affixed and attached.

Contractor's Performance and Payment Bond (Surety)

CERTIFICATES AS TO CORPORATE PRINCIPAL

I, \_\_\_\_\_, certify that I am the secretary of the Corporation named as Principal in the within Bond; that \_\_\_\_\_, who signed the said Bond on behalf of the Principal, was then \_\_\_\_\_ of said Corporation; that I know his signature, and his signature thereto is genuine; and that said Bond was duly signed, sealed and attested for and in behalf of said Corporation by authority of its governing body.

STATE OF FLORIDA                    }  
COUNTY OF MIAMI DADE        }SS  
CITY OF CORAL GABLES            }

\_\_\_\_\_  
(Corporate Seal)

Before me, a Notary Public duly commissioned, qualified and acting, personally, appeared;

\_\_\_\_\_  
\_\_\_\_\_  
to me well known, who being by me first duly sworn upon oath says that he is the attorney-in-fact for the \_\_\_\_\_ and that he has been authorized by \_\_\_\_\_ to execute the foregoing Bond on behalf of the Contractor named therein in favor of the City of Coral Gables, a municipal Corporation of Florida.

Subscribed and sworn to before me this \_\_\_\_\_ day of \_\_\_\_\_, A.D., 20\_\_\_\_.

\_\_\_\_\_  
Notary Public State of Florida at Large

My Commission Expires \_\_\_\_\_

**CONTRACTOR'S PERFORMANCE AND PAYMENT BOND**  
**(CASH)**

KNOW ALL MEN BY THESE PRESENTS THAT \_\_\_\_\_

\_\_\_\_\_

hereinafter, called the contractor, is held and firmly bound unto CITY OF CORAL GABLES, a municipal corporation of Florida, hereinafter called the City, in the penal sum of \$\_\_\_\_\_ which sum is deposited by the contractor in cash with the Finance Director of the City, for (1) the faithful performance of a certain written agreement dated , 20\_\_\_\_, given by the contractor to the City, for the construction of \_\_\_\_\_

\_\_\_\_\_

copy of which agreement is attached and by this reference made a part hereof, and (2) to pay promptly all persons supplying the contractor labor, material and supplies used directly or indirectly by the contractor or subcontractors, in the prosecution of the work provided for in said agreement.

NOW, THEREFORE, the conditions of the obligation are such that if the contractor shall comply in all respects with the terms and conditions of said agreement within the times therein specified, and shall pay promptly all persons as herein above stipulated, this obligation shall be void and the sum deposited shall be returned without interest to the contractor by the Finance Director; otherwise this obligation shall remain in full force, and the contractor, its heirs, executors, administrators, successors and assigns do hereby irrevocably authorize the Finance Director, without prior notice or demand to:

1. Transfer a sum equal to any amounts stipulated as liquidated damages for delay from the said deposit to the general fund of the City;
2. Pursuant to public advertisement and receipt and acceptance of bids, cause to be completed or reconstructed all or any part of the said construction or improvement, in case the Contractor should fail or refuse so to do in accordance with terms of said agreement and to pay for such construction or reconstruction from the said deposit;

Pay from said deposit, all just claims for labor and material incurred by the Contractor or any subcontractor for labor, materials or supplies used in the prosecution of the work provided for in said Contract, and any judgments together with interest, costs and attorneys' fees entered under the provisions of Section 255.05 F.S., and

Contractor's Performance and Payment Bond (Cash)

4. Pay from said deposit to the general fund of the City any and all other costs to the City, including, but not limited to, engineering, legal and contingent costs, together with any damages, either direct or consequential which the City may sustain on account of the failure of the Contractor to carry out and execute all the provisions of said agreement.

The penal sum herein above stipulated and deposited is not a limitation upon the liability of the Contractor to the City. In the event the City prosecutes to judgment against the Contractor any action brought against it by the Contractor, the Contractor agrees to pay to City the reasonable value of legal services there rendered by counsel for the City.

IN WITNESS WHEREOF the Contractor has executed under seal and delivered to City these presents  
this \_\_\_\_\_ day of \_\_\_\_\_ 20\_\_\_\_.

Approved as to form:

City Attorney

WHEN THE CONTRACTOR IS AN INDIVIDUAL:

Signed, sealed and delivered in the presence of:

\_\_\_\_\_  
(Witness)

\_\_\_\_\_  
(Signature of Individual) (SEAL)

\_\_\_\_\_  
(Witness)

\_\_\_\_\_  
(Printed Name of Individual)

WHEN THE CONTRACTOR IS A SOLE PROPRIETORSHIP OR OPERATES UNDER A TRADE NAME:

Signed, sealed and delivered in the presence of:

\_\_\_\_\_  
(Witness)

\_\_\_\_\_  
(Name of Firm)

\_\_\_\_\_  
(Witness)

\_\_\_\_\_  
(Signature of Individual)

WHEN THE CONTRACTOR IS A PARTNERSHIP:

Signed, sealed and delivered in the presence of:

\_\_\_\_\_

\_\_\_\_\_  
(Name of Firm) A Partnership

\_\_\_\_\_

BY \_\_\_\_\_  
Partner

WHEN THE CONTRACTOR IS A CORPORATION:

ATTEST:

\_\_\_\_\_

\_\_\_\_\_  
Correct Name of Corporation

\_\_\_\_\_  
(Secretary)

BY \_\_\_\_\_  
\_\_\_\_\_  
President  
(Corporate Seal)



Contractor's Performance and Payment Bond (Cash)

CORPORATE CERTIFICATE

I, \_\_\_\_\_

certify that I am the \_\_\_\_\_ Secretary \_\_\_\_\_ of the corporation  
named in the within bond; that

\_\_\_\_\_

who signed the said bond on behalf of the contractor, was then of said corporation; that I know his signature, and his  
signature thereto is genuine; and that said bond was duly signed, sealed and attested for and in behalf of said corporation  
by its governing body.

\_\_\_\_\_  
President  
(Corporate Seal)

PARTIAL RELEASE OF LIEN

KNOW ALL MEN BY THESE PRESENTS:

That the undersigned, for and in consideration of the payment of the sum of.....and  
...../100 Dollars (\$.....) paid by  
the..... receipt of which is hereby  
acknowledged, hereby releases and quit claims to the said  
.....its successors and assigns, and  
.....the Owner, all liens, lien rights, claims or  
demands of any kind whatsoever, which the undersigned now has or might have against the building on premises legally  
described as .....  
.....  
.....on account of labor performed and/or material furnished for the  
construction of any improvements thereon. That all labor and materials used by the undersigned in the erection of said  
improvements have been fully paid for.

This release covers a progress payment for labor, services, equipment, or material furnished  
to.....through.....

IN WITNESS WHEREOF, I have hereunto set my hand seal this.....day of  
.....,20.....

WITNESSES:

.....(SEAL)

By.....  
Corporate Officer

Name: .....

Title: .....

STATE OF FLORIDA }  
COUNTY OF MIAMI-DADE }SS  
CITY OF CORAL GABLES }

I hereby acknowledge that the statements contained in the foregoing Release of Lien are true and correct.

.....  
Corporate Officer

Sworn to and subscribed before me this .....day of ....., 20.....

My Commission Expires:

.....  
Notary Public State of Florida at Large

FINAL RELEASE OF LIEN

KNOW ALL MEN BY THESE PRESENTS:

That the undersigned, for and in consideration of the payment of the sum of .....and  
...../100 Dollars (\$.....) paid by  
the..... receipt of which is hereby  
acknowledged, hereby releases and quit claims to the said  
.....its successors and assigns, and  
.....the Owner, all liens, lien rights, claims or  
demands of any kind whatsoever, which the undersigned now has or might have against the building on premises legally  
described as .....  
.....  
.....on account of labor performed and/or material furnished for the  
construction of any improvements thereon. That all labor and materials used by the undersigned in the erection of said  
improvements have been fully paid for.

IN WITNESS WHEREOF, I have hereunto set my hand seal this.....day of  
.....,20.....

WITNESSES:

.....(SEAL)

.....

By.....

Corporate Officer

Name: .....

Title:.....

STATE OF FLORIDA }  
COUNTY OF MIAMI-DADE }SS  
CITY OF CORAL GABLES }

I hereby acknowledge that the statements contained in the foregoing Release of Lien are true and correct.

.....

Corporate Officer

Sworn to and subscribed before me this .....day of ....., 20.....

My Commission Expires:

.....

Notary Public State of Florida at Large



## **CORAL GABLES, FL**

City of Coral Gables, 2800 SW 72<sup>nd</sup> Avenue, Miami, FL 33155

FINANCE DEPARTMENT / PROCUREMENT DIVISION  
Tel: 305-460-5121, Fax: 305-460-5116

**IFB 2010.07.15**

CITY OF CORAL GABLES  
CONSTRUCTION OF STREET IMPROVEMENTS

## **ATTACHMENT "D" TECHNICAL SPECIFICATIONS**

Bidder shall prepare and submit one (1) original of these forms signed in blue ink as part of its response.

## **7.1 SITE WORK**

**1.0 CLEARING AND GRUBBING:** All roots, stumps, and other perishable matter shall be removed to a depth of two feet (2') below existing ground in areas of fill or two feet (2') below the finished subgrade surface in areas of excavation. The entire area shall be cleared of heavy vegetation, grass, roots and other perishable material before excavation or fill is started. Any holes or depressions resulting from the removal of stumps, roots, etc. shall be immediately filled with acceptable material, and brought to the same degree of compaction as the surrounding area. Any trees, poles, structures, etc. designated for preservation shall be protected and left standing. The Contractor shall remove from the job site, and disposed of, all timber, stumps, roots, and objectionable material resulting from clearing and grubbing. All trees and shrubs scheduled for removal shall be removed under this section. No extra cost shall be allowed for tree removal.

**2.0 PREPARATION OF SUBGRADE:** All soft or unyielding material and other portions of the subgrade which will not compact readily shall be removed and replaced with acceptable material. Fill shall be placed in succeeding layers of eight inches (8") measured loose. Each eight inch (8") layer shall be thoroughly compacted with a three-wheel, ten ton roller before any succeeding layer is placed. Where local rock extends to the surface of the subgrade, that portion of the subgrade containing such rock shall be scarified to a minimum depth of six inches (6") below the finished subgrade. The rock shall be scarified a sufficient number of times to secure a smooth and even surface. After all unsatisfactory conditions have been corrected; the subgrade shall be shaped to a smooth and even surface conforming to the design cross-section and rolled with a three-wheeled roller weighing not less than ten tons. Water shall be added in sufficient quantity to insure a minimum density of not less than 95% for a depth of six inches (6") and 90% for the succeeding twelve inches (12") of the maximum density as determined by the AASHTO method T-180-74, Method D. No rock base shall be placed on the subgrade until so directed by the Engineer. The subgrade preparation shall extend a minimum of six inches (6") past the outer edge of the curb, if curb is not required, the subgrade preparation shall then be extended a minimum of six inches (6") past the edge of pavement.

### **3.0 ASPHALT PAVEMENT MILLING**

3.1 Description: This work shall consist of the removal by milling of the asphalt pavement for resurfacing; and the disposal of the milled material.

#### **3.2 Procedures:**

3.2.1 This milling work shall be performed with a pavement milling machine of a type that has operated successfully on work comparable to this project.

3.2.2 All equipment and vehicles in use under traffic shall operate flashing or rotating amber warning lights. In addition, trail vehicles shall be equipped with electronic flashing or sequential amber arrows.

3.2.3 This milling work shall be by the cold milling method incorporating a machine capable of cutting at least two inches deep in flexible pavement while leaving a uniformly cut surface capable of handling traffic safely when the milling operation is completed. The ground speed of the milling machine shall be independent of the cutting equipment. The machine shall have a self-contained water system for the control of dust and fine particles. The width of the machine shall allow for controlled traffic.

3.2.4 A sufficient number of passes or cuts shall be made so that irregularities or high spots are eliminated and the pavement surface is milled to the desired elevation. This milled surface shall be free from gouges, ridges, oil film, and other imperfections and shall have a mosaic appearance suitable as a riding surface.

3.3 The City will not be responsible for damage to the contractor's equipment caused by an existing metal casting in the area being milled. It is the contractor's responsibility to use careful visual inspection and a metal detector/locator to find any hidden castings for the protection their equipment.

3.4 All milled material shall be removed by the contractor.

## **7.2 EXCAVATION AND BACKFILL**

**1.0 GENERAL:** The Contractor shall perform all excavation, backfill and grading for the proper installation of all storm sewer lines, sanitary sewer lines, force mains, various utility lines, structures and appurtenances together with the removal and salvage, for reuse, or existing public property such as pipes, castings, etc. It is expected that various unrecorded utilities, sewer line and other obstacles will be encountered. The Contractor shall consider this possibility and make due allowance for these items as no extra compensation will be allowed. The Contractor is required to make his own determination of conditions throughout the work before he submits his proposal. Excavated materials should not be placed on private property nor shall they be placed so as to block access to any adjacent property, either private or public. Damage to paving, sidewalk, parkways and landscaping resulting from excavated material or equipment operations shall be repaired

at the Contractor's expense. Excess material or unsuitable material resulting from excavation shall be disposed of by the Contractor as approved by the Public Works Director.

**2.0 TRENCH EXCAVATION:** Not more than 200 feet of trench, unless otherwise directed, shall be open at one time. Ditching machine shall be used wherever practical in order to keep the trenches as narrow and vertical as possible. Trenches shall be accurately excavated to the established grades or elevations. All material suitable for use as backfill as defined in Section 4.0 shall be preserved for such use. Trenches for all pipes shall be excavated to a depth of at least 9-inches (9") below the barrel or bottom of the pipe or as specified on the plans. In order to protect the pipe, the width of trench measured at a point 12-inches (12") above the top or crown of the pipe shall not exceed the outside diameter of the pipe, plus 18-inches (18") except at joints. All incomplete sections of any system shall be plugged if left unattended for more than 24 hours.

**3.0 MISCELLANEOUS EXCAVATIONS:** Excavations for manholes, catch basins, and similar structures shall be sufficient to leave 18-inches (18") clear between their outer surfaces and the excavation sides, sheeting or shoring. Should excavations extend below the proposed bottom or foundation elevations, they shall be restored by the Contractor to design elevation with concrete as designed in Section 1.2 of Storm Drainage at no extra cost.

#### **4.0 BACKFILL MATERIAL:**

4.1 GENERAL: Backfill material, except where specific pipe foundation is required, shall be selected granular, non-cohesive, non-plastic material from the trench excavation and shall contain no roots, vegetation, any organic material, trash or timber. Below an elevation one-foot (1') above the pipe barrel, backfill material shall be capable of passing through a one-inch (1") square mesh sieve. Above an elevation of one-foot (1') above the pipe barrel, backfill material shall be capable of passing through a six-inch (6") ring.

All material suitable for use as backfill obtained from excavation shall be conserved for use in the work. No extra payment will be made for transporting such suitable backfill from one part of the work to another, or from area outside the job site.

4.2 STRUCTURES: Backfill material shall be placed on layers not more than nine inches (9") in thickness, loose measure. Compaction requirements shall be specified elsewhere herein for trench backfill. All existing manholes, catch basins, grease traps, septic tanks, and similar structures which are to be abandoned shall be filled to existing grade as directed.

#### **4.3 FLOWABLE FILL:**

Flowable fill refers to a cementitious slurry consisting of a mixture of fine aggregate or filler, water, and cementitious material(s), which is used primarily as a backfill in lieu of compacted earth. This mixture is capable of filling all voids in irregular excavations and hard to reach places (such as under and around pipes), is self-leveling, and hardens in a matter of a few hours without the need for compaction in layers. Flowable fill is sometimes referred to as controlled density fill (CDF), controlled low strength material (CLSM), lean concrete slurry, and unshrinkable fill.

Flowable fill materials shall be placed in below grade applications such as utility trenches, where low strength and ease of placement are required. Flowable fill shall be mixed from materials according to ASTM requirements so that they are comparable in strength to the surrounding soil after hardening.

Fine aggregates or fillers (usually sand), portland cement and/or supplementary cementitious materials and water are essential ingredients in all flowable fill mixtures, since it is the hydration of these cementitious materials that enables the flowable fill mixture to harden and develop strength.

Flowable fill is defined by the American Concrete Institute (ACI) as a self-compacting cementitious material that is in a flowable state at placement and has a compressive strength of 8.3 MPa (1,200 lb/in<sup>2</sup>) or less at 28 days.

#### **5.0 TRENCH BACKFILL:**

5.1 Backfill material shall be placed under, around and one-foot (1') above the barrel of the pipe in layers not exceeding six inches (6") in thickness, loose measure, and carefully and firmly compacted by hand tamps to 90% AASHTO Method D, Designation T180-74 to provide full and firm support for the pipe. The remaining backfill shall be placed in layers not exceeding nine inches (9") in thickness, loose measure, and compacted to specified densities using mechanical tampers. Thickness of layers also shall not exceed that which can be readily compacted to specified densities by the Contractor's equipment.

5.2 Under paved areas or areas to receive future pavement, backfill from an elevation one-foot (1") above the pipe barrel and up to the top six-inches (6") of subgrade of a future base course shall be compacted to a minimum density of not less than 90% and the top six-inches (6") of subgrade and the base to a minimum density of not less than 95% of maximum density as determined by AASHTO Method D, Designated T180-74.

5.3 Outside the paved areas, or areas not to receive future paving, there is no specified density for backfill but compaction shall be sufficient to prevent future settlement. The surface of such backfill shall be left rounded three inches (3") above proposed grade. Compaction, where no specified minimum density is required, may be obtained by flooding.

5.4 The Contractor shall exercise proper care to insure that no pipe is damaged or displaced by the use of his compaction equipment. Any such damage or displacement shall be repaired or corrected by the Contractor, at his expense.

5.5 Use of all available suitable backfill material from trench excavation.

The Contractor shall conserve this material as the work progresses in order to fully utilize it for backfill for any portion of the work. No extra payment will be made for transporting and utilizing this material. Any surplus material from excavation shall be disposed of by the Contractor as approved by the Public Works Director.

5.6 Compaction Densities: Compaction and density shall be determined by AASHTO Method, Designated T180-74, Method D.

6.0 **REMOVAL OF WATER:** The Contractor shall provide all necessary pumps, under drains, well point systems and any other means necessary for the removal of water from all parts of work. The trenches and miscellaneous excavations shall be free from water before any pipes are laid or before any structures are built. The Contractor shall continue the dewatering operation until they backfill has been placed to a sufficient depth over the pipe to prevent any flotation or any other movement of the pipe. Water shall be disposed of in such a manner that will not cause injury to the public, or the private property.

7.0 **MEASUREMENT PAYMENT:** No separate payment will be made for work done under this Section of the Specifications including removal of existing concrete sidewalks, pavement and disposal of all materials unsuitable for use as backfill and any good material which may be surplus to backfill needs. The cost of all work specified in this Section shall be included in other applicable items work.

# THE CITY OF CORAL GABLES, FL

## SPECIFICATIONS

### 7.3 LIMEROCK BASE

**1.0 MATERIALS:** Limerock shall be Miami Oolite Limerock obtained from local sources, free from roots, leaf-mold, humus, sand, or other objectionable material. No salvaged limerock from any source whatsoever shall be used. Limerock shall contain by weight not less than 75% of carbonates of calcium and magnesium. All rock shall pass through three-inch (3") ring.

**2.0 PLACING ROCK:**

**2.1 Six-Inch Base:** After the subgrade has been carefully prepared, loose rock shall be spread uniformly over the full width of the roadway to a thickness of not less than eight-inches (8"). If any of the subgrade material should become mixed with the rock, all affected rock shall immediately be removed and replaced with new clean rock. The rock shall then be bladed to conform to the cross-section and rolled; water being added if and as needed, or as directed by the Engineer. Rolling shall continue until a dense unyielding mass is obtained. The compacted thickness shall be not less than six-inches (6").

**2.2 Eight-Inch Base:** Where eight-inch (8") base is specified in the plans or specifications, a first course of rock, approximately six-inches (6") thick shall be spread over the full width of the roadway. If any of the subgrade material should become mixed with the rock, all affected rock shall be immediately removed and replaced with new clear rock. The rock shall then be bladed to conform to the cross-section, and rolled until the entire depth of the course is compacted into a dense, unyielding mass. Water shall be added, and if necessary, or as directed by the Engineer. After satisfactory construction of the first course, the surface shall be lightly scarified to the depth of not less than two-inches (2") and the rock for the second course added in sufficient thickness to insure a total compaction thickness of eight-inches (8"). The rock for the second course shall be rolled and watered in a manner similar to the first course. The compacted thickness of the total base shall not be less than eight-inches (8").

**3.0 ROLLING:** All rolling shall be done initially at the sides of the roadway, and continue towards the center until all the rock has been thoroughly compacted into a dense and unyielding mass. Sufficient water shall be provided to insure a good surface and bond. Compaction equipment adequate to obtain a minimum of 95% of the maximum density as determined as AASHTO Designation T-180-74, Method D.

**4.0 FINISHING:** After the base course has been thoroughly compacted, the surface shall be lightly scarified to depth of approximately one-half (1/2) the depth of the base, and then watered, bladed and rolled as specified above. Upon completion, the base shall be true to grade and cross-section and thoroughly bonded. The edge of the completed limerock base shall meet the full design thickness as shown in the plans and specifications. The finish surface of the base shall be checked with a template finished by the Contractor, cut to the required crown and cross-section, and with a fifteen foot (15') straightedge, also finished by the Contractor, laid parallel to the centerline of the road. Any variation greater than one-quarter (1/4") of an inch shall be corrected by scarifying to a depth of one-half inch (1/2") thickness of the base, removing or adding rock as required, after which the entire area shall be watered, rolled and brought to a satisfactory state of compaction.

**5.0 BITUMINOUS TREATMENT:** All lime rock base surfaces shall be treated with an application of bituminous material as hereinafter specified.

REV. 01/80



## **7.4 BITUMINOUS PRIME COAT**

- 1.0 REQUIRED USE:** Where asphalt concrete is to be applied, the rock base shall be first treated with prime coat.
- 2.0 QUANTITIES:** The bituminous material for the prime coat shall be applied at the rate of 0.10 gallons to 0.12 gallons per square yard at a pressure of 25-75 pounds per square inch (p.s.i.).
- 3.0 MATERIAL:** The bituminous material to be used shall be rapid curing cut-back asphalt. The asphalt shall be homogeneous and shall not have been distilled at a temperature high enough to injure the asphalt by cracking, and it shall show no separation upon standing. The bituminous material used shall conform to the Florida Department of Transportation Specifications concerning prime coat.
- 4.0 WEATHER TREATMENT LIMITATIONS:** The prime coat shall only be applied when the surface is dry or contains sufficient moisture to obtain uniform distribution or the bituminous material, when the atmospheric temperature is above 50° F., and when the weather is not foggy or rainy. There shall be a minimum of three continuous days of dry warm weather after the prime coat is applied before the application of asphalt concrete (Note: See Tack Coat Specifications).
- 5.0 EQUIPMENT:** The equipment used by the Contractor shall be self-powered pressure bituminous material distributor having equipment for heating bituminous material. The distributor shall be equipped with pneumatic tires having a sufficient width to avoid either breaking the bond or forming ruts in the surface and shall have a tachometer, pressure gauges, volume measure devices, and a thermometer for reading temperatures for the tank contents.
- 6.0 APPLICATION OF BITUMINOUS MATERIAL:** Immediately before the application of the prime coat, the full width of the surface to be primed shall be "hard bladed", and then swept with a power broom supplemented with hand brooms and mechanical blowers. Care shall be taken to remove all loose material, dust, dirt, clay and other objectionable material. The application of the bituminous material shall be by means of a pressure distributor, or approved type, applied uniformly at the temperature pressure and rate specified. Care shall be taken to protect all buildings, curbs, sidewalks, manholes, catch basins, and other structures in the right-of-way or adjacent to work from being sprayed or stained by the bituminous material. Immediately after application of the prime coat, the surface shall be covered with Gray Bay Sand.

REV. 04/80

## **7.5 TACK COAT**

**1.0 REQUIRED USE:** Where an asphalt concrete leveling or wearing course is to be applied, the existing surface first be treated with the application of a tack coat. A tack coat will not be used on newly constructed limerock base courses, which have been primed, except upon direction of the Engineer because of unusual conditions of the primed surface.

**2.0 MATERIALS:** The bituminous material used, shall be a rapid curing cut-back asphalt. The asphalt shall be homogeneous and shall not have been distilled at a temperature high enough to injure the asphalt by cracking, and it shall show no separation upon standing. The bituminous material used shall conform to the current Florida Department of Transportation Specifications concerning tack coats.

**3.0 QUANTITIES:** Approximate rate of application of bituminous material shall be 0.12 gallons per square yard at pressure of 25-75 pounds per square inch (p.s.i.).

**4.0 WEATHER AND TEMPERATURE LIMITATIONS:** The tack coat shall be applied only when the existing surface is dry, when the atmospheric temperature is above 50° F., and when the weather is not foggy or rainy.

**5.0 EQUIPMENT:** The equipment used by the Contractor shall be self-powered pressure bituminous material distributor having equipment for heating bituminous material. The distributor shall be equipped with pneumatic tires having a sufficient width to avoid either breaking the bond or forming ruts in the surface and shall have a tachometer, pressure gauges, volume measure devices, and a thermometer for reading temperatures of the tank contents.

**6.0 APPLICATION OF BITUMINOUS MATERIAL:** Immediately before the application of the tack coat, the full width of the surface to be treated shall be swept clean of all sand, clay, dust, or other objectionable material.

The application of the bituminous material shall be by means of a pressure distributor of approved type, applied uniformly at the temperature, pressure and rate specified. The tack coat shall be applied sufficiently in advance of the laying of the wearing surface to permit drying, but shall not be applied so far in advance or over such an area as lose its adhesiveness as a result of being covered with dust or other foreign matter. Case shall be taken to protect all buildings, curbs, sidewalks, manholes, catch basins, and other structures in the right-of-way or adjacent to work from being sprayed or stained by the bituminous material. The tack coat shall be kept from traffic until the wearing surface is laid.

REV. 04/80

## **7.6 ASPHALTIC CONCRETE SURFACE BASE AND LEVELING COURSES**

**1.0 QUALIFICATIONS:** Before a contract for laying any asphalt concrete paving will be awarded, satisfactory evidence must be presented to the Director of Public Works that the Bidder has either regularly engaged in the business of laying asphalt concrete pavements or is thoroughly familiar therewith and is fully prepared with the necessary capital, materials, machinery, plant and personnel to conduct the work in accordance with the plans and specifications.

**2.0 DESCRIPTION:** This item shall consist of one or more courses of compacted hot mix asphalt concrete, constructed on a properly prepared base, or existing pavement, in accordance with the specifications and in conformity with the lines, grades, designated thickness, typical cross-sections and other details shown on plans.

Where reference is made to the "State Road Specifications", it shall refer to the latest edition of the Florida Department of Transportation Standard Specifications.

**3.0 MATERIALS:** Materials shall meet the requirements of Section 333, Type S-III Asphalt Concrete Surface Course, "State Road Specifications" where specified).

**3.1 Asphalt Cement:** In addition to the previous requirements of Section 333, "State Road Specifications", asphalt cement shall be free from coal, tar, pitch, or any of its derivatives.

**3.2 Approval of Material:** When directed by the Engineer, and prior to the delivery of any material, the Contractor shall obtain approval of sources of supply for asphalt cement, mineral filler, course aggregate, and fine aggregate. Samples shall be furnished when directed.

**3.3 Acceptance of Mixture:** The bituminous material shall be accepted at the job site prior to application according to the requirements of Section 333-6 & 330-9 "State Road Specifications".

**4.0 COMPOSITION OF MIXTURE:** Composition of the mixtures shall conform to Section 333-3, Type S-III Asphalt Concrete Surface Course of State Road Specifications.

**4.1 Formula for Job Mix:** No work shall be started on the specific project until the Contractor has received approval for the job mix formula. The composition limits for the mixtures shall be as described in Section 333-4.

### **5.0 CONSTRUCTION OF METHODS:**

**5.1 Plants, Methods and Equipment:** Plants, methods and equipment shall conform to Section 320, Hot Bituminous Mixtures – Plans, Methods, and Equipment of "State Road Specifications." The use of Motor Graders for spreading leveling course, as described in Paragraph 320-6.2 shall not be permitted.

**5.2 Construction Requirements:** Construction requirements shall be as described in Section 330, Hot Bituminous Mixtures – General Construction Requirements of the "State Road Specifications", Spreading of leveling courses, as described in Paragraph 330-9.3.2.

**5.2.1 Care of Abutting Concrete Surfaces and Structures:** Contractor shall protect all adjacent concrete and/or other structures in a satisfactory method to prevent the surfaces from being marred, stained or damaged.

**6.0 MEASUREMENT AND COMPENSATION:** For items in the Section which are to be paid for at a contract unit price per square yard, the quantities shall be determined as follows: (a) The length shall be the actual length measured

along the surface of the completed work, within the limits shown on the plans, or duly authorized by the Engineer; (b) The width shall be the width actually constructed within the neat lines shown on the plans, or duly authorized by the Engineer.

The Contractor shall furnish all scales and other equipment, meeting the approval of the Engineer, as may be necessary for the proper determination of the weights.

Payment shall be at the unit price as stated in the Proposal.

**7.0 TOLERANCE:** Allowance Tolerance to grades shown on the plans, shall be  $\pm 0.02$  of a foot. No pond with a depth greater than  $1/8$  of an inch will be accepted.

## **7.7 ADJUSTING EXISTING STRUCTURES**

### **1.0 ADJUST EXISTING STRUCTURES:**

1.1 Existing manholes, catch basins, inlets, monuments boxes, etc., within the limits of work that do not conform to the finished grade of the proposed pavement shall be adjusted.

1.2 The materials and construction methods shall be as approved by the Engineer. All manholes, catch basins, monument boxes, together with the public utility manholes and boxes shall be adjusted to grade prior to the application of the surface course.

**2.0 ADJUSTABLE EXTENSION:** At the option of the Engineer, adjustable/extendable extensions for the purpose of elevating manhole covers to the correct road grade as manufactured by National Utility Products Company or approved equal will be allowed.

**3.0 COMPENSATION:** Payment will be at the unit prices as stated in the Proposal.

## **7.8 CONSTRUCTION OF CONCRETE SIDEWALKS, CURBS, CURBS & GUTTERS, MISCELLANEOUS CONCRETE**

**1.0 SUBGRADE:** All roots, vegetation and other deleterious materials shall be removed from the area of the proposed sidewalk. Roots, when present, shall be removed to a depth of 12". Existing rock shall be removed to at least 1" below proposed subgrade elevation. Fill materials, where required, shall be clean limerock or mixture of limerock and sand acceptable to the Engineer. Subgrade shall be compacted to a minimum field density of 95% of the maximum density as determined by AASHTO Method, Designation T180-74, Method D. Limerock fill as stated in the bid proposal will be used for elevation changed only, and at the discretion of the Project Engineer, City of Coral Gables.

After forms are set, and just prior to the pouring of the concrete, the subgrade shall be watered and checked for elevation. If elevation varies more than 1/2" from that required, the subgrade shall be corrected, re-compacted and re-wetted.

**2.0 CONCRETE:** The concrete used for sidewalk construction shall be Class I and shall attain a minimum compressive strength of 3,000 psi in 28 days.

**3.0 REINFORCING:** No reinforcing shall be placed in sidewalk slabs except at driveways and then galvanized 6" x 6" x #10 mesh shall be used. Mesh shall be placed so as to clear edge forms by 1" and be approximately 1/2" from bottom of slab. Curbs and/or thickened sidewalk edges shall be reinforced only where shown on plans or as detailed.

### **4.0 FORMS**

A. **GENERAL:** Steel forms shall be used for all work except at sidewalk radii where wood forms (1/4" min. thickness) may be used and which shall be bent to a smooth uniform curve. Wood forms shall not be used for Curb or Curb & Gutter work. Forms shall be as follows: (a) externally secured and braced where feasible; (b) substantial and unyielding; (c) of adequate strength to contain the concrete without building between supports and without apparent deviation from the neat lines, contours and shapes shown in the plans. They shall be designed to withstand the additional forces of vibration without apparent deviation from the desired shape or position. Assembled forms shall be mortar tight and, shall be constructed to render a concrete surface of smooth, uniform finish. Provisions shall be made for the removal of forms without injury to concrete surfaces. Blocks and bracing shall be removed from the forms and in no case shall any portion of the forms be left in the concrete.

The Contractor where practical may use asphalt abutting the sidewalk in lieu of form work. The asphalt must be saw cut in such a manner that the edge of the sidewalk where it abuts the asphalt is true to grade and alignment.

The form shall be set plumb, properly aligned, and with their bottom in full and continuous contact with the subgrade. Forms shall be cleaned and lightly oiled before concrete is placed.

B. **FORM ALIGNMENT, BRACING AND THESE:** Forms shall be constructed in such manner that they may be adequately secured for alignment, shape and grade. Bracing systems, ties and anchorages used for this purpose shall be substantial and sufficient to insure against apparent deviation from shape, alignment and grade. Nails driven into existing concrete shall not be used for this purpose. Bracing systems, ties anchorages shall not be used which will unnecessarily deface of mark, or have an injuries or undesirable effect on surfaces which will be a part of the finished surface.

C. **PREPARATION AND CLEANING:** The condition of the forms shall meet the following requirements at the time concrete casting is begun: (a) All forms shall be treated with an approved form-release agent before placing concrete. Material which will adhere to, or disorder the concrete shall not be used. (b) The forms shall be cleaned of all dirt, sawdust, shavings and other debris. (c) All inspection and clean-out holes shall be closed and secured.

**5.0 THICKNESS:** All sidewalks shall be four inches (4") thick minimum except as follows:

A. When directed by the Engineer, six inch (6") minimum thickness shall be used at any commercial/industrial area.

- B. Driveway shall be a minimum of six (6") inches thick, reinforced. Driveway thickness of six inches (6") shall extend to at least four feet (4') past each driveway.
- C. Six inches (6") minimum thickness, reinforced, in areas within twenty-five feet (25') of utility manholes.

**6.0 PLACING:** The concrete shall be deposited evenly and slightly in excess of the required finished depth and shall be tamped and spaded until mortar covers entire surface. It shall be struck off by means of a wood or metal screed used perpendicular to forms to obtain the proper grade and to remove surplus water and laitance.

The Contractor shall assure all risks connected with the placing of concrete during adverse weather conditions, and permission given to place concrete under such conditions will in no way relieve the Contractor of the responsibility for satisfactory results. Should concrete be placed under such conditions, prove unsatisfactory, it shall be removed, disposed of and replaced at the Contractor's expense.

No concrete shall be placed until the subgrade is properly prepared, all required finishing tools and sufficient personnel are on job site and the forms are properly set and inspected.

**7.0 COLORING:** Integral Colored Concrete mixture shall be Class I concrete, as described in Section 2.0. Concrete shall be supplied with a slump of four inches (4") and, with the color admixture added. The slump may have a range of plus or minus one inch (1") at the point of discharge from the truck. No water may be added after the concrete has been batched. Integral Coral Gables Beige 3 Admixture coloring shall be plant mixed and shall be manufactured by the Lambert Corporation or an approved equal.

The color provided in the finished concrete shall have a uniform color equal to the sample panel 3 on the display at the Lambert Corp. or at the Public Works Department, 285 Aragon Avenue, Coral Gables, Florida. Sample panel #3 with range from Sample #2 to Sample #4 shall govern as Coral Gables Beige #3. Any proposed substitute of color chemical admixtures must have the prior written approval of the Engineer.

The Public Works Department maintains a list of Ready-mix concrete suppliers with current approval to supply Integral Color Concrete. This list is available upon request from the Engineering Division, 285 Aragon Ave., Coral Gables, Florida. Upon request, the Engineering Division will also supply the specifications for the approval of the other Ready-mix concrete suppliers.

**8.0 FINISHING:** Exposed work shall have a steel trowelled finish after which it shall be lightly broomed to eliminate a slick finish. After forms have been removed from exposed areas, all voids shall be filled and rubbed where necessary using color compound to give the face a finished look. All laitance and slipover shall be thoroughly removed from any adjacent surfaces before the final finishing process is completed.

**9.0 EDGES AND JOINTS**

A. Edges of all sidewalks shall be finished with one-quarter inch (1/4") radius joint and edging tools. Edges of curbs shall be to the radius shown on typical section.

B. Joints in sidewalks shall be spaced uniformly equal to width of sidewalk except where sidewalk exceeds six feet (6') in which case the uniform spacing shall be one-half width with a longitudinal joint at mid-width. All such joints shall be formed with tool having a bit depth of one and one-half inches (1-1/2") as approved by the City and shall have a minimum tooled radius of one-quarter inch (1/4") each side.

At spacing of twenty feet (20') maximum (or nearest multiple of required joint spacing) there shall be an open joint one-quarter inch (1/4"), minimum, wide and full depth of sidewalk which may be formed with removable spline but having edges tooled to a one-quarter inch radius. Expansion joints or saw cutting can only be used where approved in writing.

An open joint shall be provided where new sidewalk abuts existing. A longitudinal joint parallel to curb poured monolithic with the sidewalk shall be tooled to a minimum depth of one-quarter inch and with a one-quarter inch radius each side. Joints in curbs or curbs and gutters shall be at a maximum spacing of ten feet (10') or a minimum

spacing of four feet (4') and formed with a one-quarter inch thick steel template of proper contour and with exposed edges tooled to a one-quarter inch radius.

C. Expansion material must be used between the back of curb (or curb and gutter) and sidewalk, between concrete driveway and sidewalk, between any existing vertical surface (except existing sidewalk) and sidewalk and between root barriers and sidewalk. Expansion joints shall be a maximum of 1/2" thick and the expansion material shall be cut one-eighth inch (1/8") below the surface at the proposed sidewalk curb or gutter.

D. When specified on the plans or requested by the Contractor and approved by this department, sawcutting of sidewalks, curb or gutter shall be done as follows:

All joints shall be formed (at wearing surface) with tool having a bit of at least one-half inch (1/2") deep and radius of one-quarter (1/4") each side.

Open joints where required shall be saw cut the full depth of sidewalk, curb or gutter.

Intermediate joints at spacing required shall be saw cut a minimum depth of one and one-half inch (1-1/2").

Saw blades used shall not be less than one-eighth inch (1/8") nor more than one-quarter (1/4") thick and shall not be allowed to deviate from a straight line, but such joints shall be clean cut and uniform in width with tooled edges at surface remaining undamaged.

Open joints shall be saw cut within forth-eight(48) hours and intermediate joints with twenty-four (24) hours after finishing.

E. Concrete sidewalks which are part of driveways and approaches shall have joint spacing to match adjoining sidewalk.

**11.0 CURING:** Concrete shall be cured by use of a clear compound compatible with the coloring compound and in accordance with manufacturer's recommendations. Submit the proposed material and method for approval prior to use.

Care shall be used in the use of water or plastic membranes as their use may have an adverse effect on the coloring compound and/or finish.

**11.0 PARTIAL SIDEWALK:** Sidewalk shall be replaced in full sections only. and existing joints shall be saw cut so that removal will not damage adjoining sections of sidewalk, curbs, and/or driveway. Adjoining sidewalk damaged by careless removal or installation shall be replaced without additional cost to the City.

**12.0 CLEAN-UP AND REPAIRS:** All existing structures, sprinkler systems, driveways, living trees, shrubs and/or grassed areas shall be protected so as to hold damage to a minimum and any damage shall be repaired by the Contractor without additional cost. Any such required repairs shall be done promptly.

If the damaged grasses area adjacent to the sidewalk is less than 4" in width, restoration may be made by sanding. If the damaged grassed area is greater than 4" in width, then restoration shall be by sodding with sod of same type and quality as existing grass.

Stock piling of debris on the job site will not be allowed. Debris shall be removed from work area each work day and not be allowed to accumulate.

**13.0 INSPECTION:** No concrete shall be placed until inspected for depth, forming and reinforcement. Proper finishing tools shall be on the job site at the time of inspection. Failure to obtain required inspections shall be sufficient cause for rejection. Such inspection and approval shall not relive the Contractor of the responsibility of obtaining satisfactory concrete surfaces, free from warping, bulging or other objectionable defects. Special attention shall be paid to the ties and bracing.

Where the forms appear to be insufficiently braced or unsatisfactorily built, the progress of the work shall be stopped until the defects have been corrected to the satisfaction of the Engineer.



# THE CITY OF CORAL GABLES

## SPECIFICATIONS

### 7.9 CONSTRUCTION OF CONCRETE RAMPS FOR THE HANDICAPPED (PEDESTRIANS)

**1.0 RAMPS:** Ramps shall be constructed in accordance with the latest specifications for construction of concrete sidewalks, curbs, and curbs & gutter of the City of Coral Gables, and joint patterns shall match sidewalks adjacent to ramps.

**2.0** In addition to the proceeding, ramps shall be as follows:

- A. Shall have a minimum flat width of four feet (4') perpendicular to slope.
- B. No slope shall be greater than one-inch (1") rise to twelve-inches (12") run including side slopes.
- C. Threshold at curb shall not exceed one-quarter inch (1/4").
- D. Detectable Warnings at curb ramps shall comply with the ADA requirements and the ADAAG provision 4.29, latest edition.

(PW) 12/78  
REV. 02/03

## **7.10 STORM DRAINAGE**

### **1.0 SOAKAGE PITS:**

1.1 Excavation: Soakage it shall have a uniform width throughout, of 18" – 36", and a uniform depth throughout of 6' – 18', but in no case shall the volume excavated be less than that shown on the plans. Soaking pits shall be filled with approved ballast rock to the depth of the water table or an elevation of +4.0, whichever is higher. Sand pockets in the bearing wall shall be filled with concrete to provide full bearing for the reinforced concrete traffic lid. Forms shall be used where necessary to maintain the uniform width. If, after excavating soakage pit, it is found that the walls are not freestanding, the Engineer may direct the Contractor to convert the soakage pit to a French Drain using at 15" diameter pipe, or the Engineer may direct the Contractor to place at 15" pipe between the soakage pits that have freestanding walls and connect C.B.s which fall within the area to 15" pipe. Provide manhole at these connections at the unit prices state in the proposal.

1.2 Concrete: All concrete used in filling sand pockets and constructing footings and traffic lids shall test 3,000 pounds per square inch (p.s.i.) at 28 days.

1.3 Soakage Pit Lid and Footings: Construction of the soakage pit lid and footings shall conform to the standard plan and cross-section of the Public Works Department. Soakage pit lid slabs may be pre-cast or poured-in-place. Pre-cast slabs shall be free from cracks and shall have been poured at least 21 days before moving to job site. Pre-cast slabs shall be continuous bedded in concrete and all joints shall be filled with concrete. One Type "C" manhole frame and cover as manufactured by U.S. Foundry – USF 285-EX or equal as approved by the Public Works Director, shall be set in the traffic lid every fifty linear feet (50') of trench or fraction thereof, according to the plans to provide access to the soakage pit, but in no case, less than two (2) manholes per trench. Cost of the Type "C" manhole frame, cover and installation shall be included in the unit price of the trench.

1.4 Payment: Payment for soakage pit, French Drain or Slab Covered Trench shall be based upon the unit price per linear foot of trench as agreed to in the Contract Proposal. No additional payments will be made for conversion of Slab Covered Trench to French Drain.

### **2.0 MANHOLES, CATCH BASINS AND AUGER PITS:**

2.1 Frames and Covers: Cast iron manhole frames and covers shall be Type "C", as manufactured by U.S. Foundry, or approved equal, and cast iron catch basin grates and frames shall be U.S. Foundry – USF 285EX or equal, as approved by the Public Works Director.

2.2 Structures: Structures, walls of manholes, and catch basins shall be eight-inches (8") thick and constructed of brick, concrete poured-in-place or pre-cast. Where material other than rock exists at the bottom of the manhole or catch basin, an eight-inch (8") concrete slab shall be poured and shall contain three (3) four-inch (4") weep holes.

2.3 Location: Manholes shall be located as shown on the plans, but also a manhole may be required by the Engineer in the field when a soakage pit is converted to a French Drain or in other locations.

2.4 Pipe: Where pipe enters the trench, the head wall shall be 3,000 p.s.i., concrete with a thickness of eight-inches (8") or as indicated in the plans.

2.5 Payment: Payment for manholes, catch basins, and auger pits, including frames and covers shall be based on the unit price per each, constructed according to the specifications.

### 3.0 DRAINAGE PIPE:

#### 3.1 TYPES FOR GRAVITY DRAINS:

- A. Reinforced Concrete Pipe (Bell & Spigot): At the option of the Contractor, RCP may be used in accordance with the ASTM Specifications C76, Class III.
- B. Smooth-Lined Aluminum Corrugated Metal Pipe: At the option of the Contractor, smooth-lined aluminum CMP may be used in accordance with the latest AASHTO specifications, 16 gauge. Corrugations shall be 2-2/3" x 1/2", riveted, helical or spot welded fabrications.
- C. Aluminum Corrugated Metal Pipe: At the option of the Contractor, aluminum CMP may be used in accordance with the latest AASHTO specifications, 16 gauge. Corrugations shall be 2-2/3" x 1/2" riveted, helical or spot welded fabrications.
- D. Bituminous-Coated Steel Corrugated Metal Pipe, 15" I.D.: At the option of the Contractor, BCCMP may be used in accordance with the latest AASHTO specifications, 16 gauge. Corrugations may be 2-2/3" x 1/2" riveted, helical, or spot welded fabrication.
- E. High Density Polyethylene Corrugated Smooth pipe with Integrally Formed Smooth Waterway: At the option of the Contractor, HDPE pipe may be used in accordance with the latest AASHTO Pipe "S" specifications. Pipe shall comply with test methods, dimensions and markings in AASHTO Designations M252, M292 and MP7-97. Must use manufacturer's approved waterproof jointing methods.
- F. Payment: Payment for drainage pipe shall be based upon the unit price per lineal foot agreed to in the Contract Proposal, properly installed and backfilled.

#### 3.2 TYPES FOR FRENCH DRAIN:

- A. Reinforced Concrete Pipe (Bell & Spigot), 15" I.D.: At the option of the Contractor, perforated RCP may be used for the work required under this Section. Pipe shall be equivalent to ASTM Specification C76, Class III, with perforations meeting ASTM designation C44.
- B. Aluminum Corrugated Metal Pipe, Perforated, 15" I.D.: At the option of the Contractor, perforated aluminum CMP may be used in accordance with the latest AASHTO specifications, 16 gauge. Corrugated may be 2-2/3" x 1/2" or 3" x 1" riveted, helical, or spot welded. Perforations shall be 3/8" diameter, evenly spaced at 114 holes per lineal foot.
- C. High Density Polyethylene Corrugated Smooth-Lined Perforated Pipe: At the option of the Contractor, HDPE pipe may be used in accordance with the latest AASHTO Pipe "S" specifications. Pipe shall comply with test methods, dimensions and markings in AASHTO Designations M252, M292 and MP7-97.

#### 3.3 TYPES FOR VERTICAL AUGER PITS:

- A. Aluminum Corrugated Metal Pipe, Perforated, 18" I.D.: At the option of the Contractor, perforated aluminum CMP in twenty-foot (20') lengths may be used in accordance with the latest AASHTO specifications, 16 gauge. Corrugations may be 2-2/3" x 1/2" or 3" x 1", riveted, helical, or spot-welded. Perforations shall be 3/8" diameter, evenly spaced at the minimum approved spacing for eighteen-inch (18") CMP.
- B. Bituminous-Coated Steel Corrugated Metal Pipe Perforated, 18" I.D.: At the option of the Contractor, DDCMP in twenty-inch (20") lengths may be used in accordance with the latest AASHTO specifications, 16 gauge. Corrugations may be 2-2/3" x 1/2" or 3" x 1", riveted, helical, or spot-welded. Perforations shall be 3/8" diameter, evenly spaced at the minimum approved spacing for 18" BCCMP.
- C. High Density Polyethylene Corrugated Smooth-Lined Perforated Pipe: At the option of the Contractor, HDPE pipe may be used in accordance with the latest AASHTO Pipe "S" specifications. Pipe shall comply with test methods, dimensions and markings in AASHTO Designations M252, M292 and MP7-97.

D. Payment: Payment for perforated pipe installed for vertical auger pits shall be included in the unit price per each catch basin, auger pit agreed to in the Contract Proposal. No trimming of the pipe will be allowed unless agreed to beforehand by the Engineer in the field due to augering conditions, which cannot be remedied by drilling efficiencies.

- 4.0 JOINTS: Pipe joints shall be butted flush, and pipe shall be laid to a minimum grade of 0.3% or as otherwise approved by the Engineer. All pipe joints shall be properly closed by gasketing or banding in accordance with manufacturer's specifications or as required on the plans, specifications, or details herewith.

## **7.11 SLIP-ON ELASTOMER CHECK VALVES**

### **PART I: GENERAL:**

#### **1.1 Submittals:**

A. Submit product literature that includes information on the performance and operation of the valve, materials of construction, dimensions and weights, elastomer characteristics, flow data, head-loss data and pressure ratings.

B. Upon request, provide shop drawings that clearly identify the valve dimensions.

#### **1.2 Quality Assurance:**

A. Manufacturer shall have at least five (5) years experience in the production of elastomer "Duckbill" style elastomer valves, and shall provide references and a list of installations upon request.

B. Manufacturer shall have performed hydraulic tests on valves through 48" for flow capacity, head-loss, and jet velocity at an accredited flow laboratory. Manufacturer shall provide test data upon request.

C. Upon request, the manufacturer shall provide installation data for existing valves of similar size and type to the project scope.

### **PART II: GENERAL:**

#### **2.1 "Duckbill" Elastomer Check Valves:**

A. Check Valves are to be all rubber, of the flow operated check type with a slip-on connection. The Check Valve is designed to slip over the specified pipe outside diameter and attached by means of vendor furnished stainless steel clamps. The port area shall contour down to a duckbill, which shall allow passage of flow in one direction while preventing reverse flow. The valve shall be one piece rubber construction with nylon reinforcement.

B. Company name, plant location, valve size and serial number shall be bonded to the check valve. Single manufacturer shall provide all elastomer duckbill check valves.

#### **2.2 Function:**

A. When line pressure inside the valve exceeds the back-pressure outside, the valve by a certain amount, the line pressure, the line pressure forces the bills of the valve open, allowing flow to pass. When back pressure exceeds the line pressure by the same amount, the bills of the valve are forced closed.

#### **2.3 Manufacturer:**

A. All valves shall be of the Series TF-2 as manufactured by the Red Valve Co., Inc. of Carnegie, PA, 15106 or approved equal.

### **PART 3: EXECUTION:**

3.1 Installation

A. Valve shall be installed in accordance with manufacturer's written installation and Operation Manual and approved submittals.

3.2 Manufacturer's Customer Service:

A. Manufacturer's authorized representatives shall be available for customer service during installation and start-up, and to train personnel in the operation, maintenance and troubleshooting of the valve.

B. Manufacturer shall also make customer service available directly from the factory, in addition to authorized representatives for assistance daily installation and start-up, and to train personnel in the operation, maintenance and troubleshooting of the valve.

## **7.12 SLIP-ON FLAT BOTTOM ELASTOMER CHECK VALVES**

### **PART I: GENERAL:**

#### **1.1 Submittals:**

A. Submit product literature that includes information on the performance and operation of the valve, materials of construction, dimensions and weights, elastomer characteristics, flow data, head-loss data and pressure ratings.

B. Upon request, provide shop drawings that clearly identify the valve dimensions.

#### **1.2 Quality Assurance:**

A. Manufacturer shall have at least five (5) years experience in the production of elastomer "Duckbill" style elastomer valves, and shall provide references and a list of installations upon request.

### **PART 2: PRODUCTS:**

#### **2.1 "Duckbill" Elastomer Check Valves:**

A. Check Valves are to be all rubber, of the flow operated check type, with a slip-on connection. The Check Valve is designed to slip over the specified pipe outside diameter and attached by means of vendor furnished stainless steel clamps. The port area shall contour down to a duckbill, which shall allow passage of flow in one direction while preventing reverse flow. The valve shall be one piece rubber construction with nylon reinforcement. The duckbill shall be offset so that the bottom line of the valve is flat, keeping the invert of the pipe parallel with the invert of the valve. The top of the valve shall rise to form the duckbill shape.

B. Manufacturer must have available, flow test data from an accredited hydraulics laboratory to confirm pressure drop data. Company name, plant location, valve size and serial number shall be bonded to the check valve.

#### **2.2 Function:**

A. When line pressure inside the valve exceeds the back-pressure outside the valve by a certain amount, the line pressure forces the bills of the valve open, allowing flow to pass. When back-pressure exceeds the line pressure by the same amount, the bills of the valve are forced closed.

#### **2.3 Manufacturer:**

A. All valves shall be of the Series TF-1 as manufactured by the Red Valve Co., Inc. of Carnegie, PA, 15106 or approved equal.

### **PART 3: EXECUTION:**

#### **3.3 Installation**

A. Valve shall be installed in accordance with manufacturer's written Installation and Operation Manual and approved submittals.

#### **3.4 Manufacturer's Customer Service:**

A. Manufacturer's authorized representatives shall be available for customer service during installation and

start-up, and to train personnel in the operation, maintenance and troubleshooting of the valve.

- B. Manufacturer shall also make customer service available directly from the factory, in addition to authorized representatives for assistance daily installation and start-up, and to train personnel in the operation, maintenance and troubleshooting of the valve.



## **7.13 LANDSCAPING**

- 1.0 **GENERAL:** Contractor shall provide all labor, materials, equipment, watering, supervision, and related work necessary to complete the landscape work in accordance with the intent of these specifications.
- 2.0 **SUBSTITUTIONS:** Only materials specified will be accepted, unless approved in writing by the Engineer, in advance.
- 3.0 **PLANT SIZES:** All plant sizes shall equal or exceed the minimum sizes as specified in the plant list. Plants shall be measured following pruning, with branches in normal position. All necessary pruning shall be done at the time of planting.
- 4.0 **PLANT QUALITY:**
- A. All plant material shall be equal to or better than Florida No. 1, as classified by "Grades and Standards for Nursery Plants" by the Division of Plant Industry, Florida Department of Agriculture. They have a growth habit that is normal for the species: healthy, vigorous, and free from insects, disease and injury.
- B. The City reserves the right to refuse any plant material, which does not conform to the intent of the written specifications.
- 5.0 **CLEAN-UP:** Upon completion of the work or any major portion of the work, or as directed by the Engineer, all debris and surplus material from his work shall be removed from the job site.
- 6.0 **MAINTENANCE:** The Contractor is responsible to maintain the plantings until they are accepted under the provisions of Section 7 "Operations for Acceptance".
- A. **Plants:** Begin maintenance immediately following the final plant installation operation for each plant; and continue until all plant installation is complete and accepted. Maintenance shall include watering all plants, weeding, mulching, pest control, tightening and repairing of guys, repair of braces, removal of dead growth, resetting of plant to proper grade or up-right positions, restoration of plant saucers and other necessary operations as determined by the Engineer and good nursery practice.
- B. **Turf Area:** Begin maintenance of turf immediately following the placement of sod and continue until sod installation is complete and accepted. Maintenance shall include, but not be limited to, watering, leveling, mowing, weed and pest control, fungus and disease control and other necessary operations are determined by the Engineer and good nursery practice.
- C. **Watering of Field-Grown Plants:** The following watering schedule and amount of water per application shall be followed during the maintenance period. If climatic or soil conditions warrant a variation of this schedule, the Contractor shall be responsible to notify the Engineer and receive his approval. All field grown plants shall be watered once daily for the first week after planting; every other day for the next week; and twice weekly for the third and fourth weeks, until the plants are accepted.
- The following amount of water shall be applied around the rootball of each plant at each watering:
- |                                                        |            |
|--------------------------------------------------------|------------|
| -Up to 4-inch trunk caliper for trees and large shrubs | 10 gallons |
| -From 5 to 8-inch caliper                              | 25 gallons |
| -9-inch and up caliper                                 | 50 gallons |
- 7.0 **OPERATIONS FOR ACCEPTANCE:** **Inspection:** Inspection of the work, to determine completion of contract work, exclusive of the possible replacement of plant material, will be made by the Engineer at the conclusion of the installation. Written notice requesting such an inspection and submitted by the Contractor at least ten (10) days prior to the anticipated date.

## 8.0 **GUARANTEE:**

A. Guarantee all trees for one (1) year, shrubs for one-hundred eighty (180) consecutive calendar days (CCD) and sod for sixty (60) consecutive calendar days (CCD) from the date of acceptance. Guarantee shall commence from the date of written acceptance. Plant material, which is on the site and scheduled to be relocated is not covered by the guarantee except in the case of Contractor's negligence or work that has been done in an unworkmanlike manner. The Contractor is not responsible for loss due to acts of God.

9.0 **REPLACEMENT:** Replacements shall be made during the guarantee period as described by the Engineer. At the end of the guarantee period, inspection will be made by the Engineer, upon written notice requesting such inspection and submitted by the Contractor at least five (5) days before the anticipated date. Remove from the site all plants that are dead or in a state of unsatisfactory growth, as determined by the Engineer.

A. **Materials and Operations:** All replacement plants shall be of the same kind and size as indicated on the plant list. The Contractor shall supply and plant the plants as specified under Planting Operations.

## 10.0 **PLANTING SOIL:**

A. **Planting Soil:** Planting soil shall consist of 60% sand and 40% pulverized mulch (free of weeds and seeds). Mixture for trees and plants shall also have 10 lbs. of 6%6%6% fertilizer per cubic yard mixed into it.

B. **Mulch:** Mulch shall be cypress, uniformly shredded and free from large pieces of bark and foreign matter.

## 11.0 **STRUCTURAL SOIL AND DEEP ROOT BARRIER**

Structural soil and deep root barrier shall be constructed as per City of Coral Gables Standard 4-4, 4-5

- 11.1 Structural soils are generally required where a non-compacted continuous root zone cannot be provided, including when in the City Rights of Way or as may be required in private properties as a condition of the development review approval.
- 11.2 Structural Soils are applicable in situations where tree rooting potential is insufficient in designated planter areas adjacent to sidewalks and asphalt pavement. Structural soil is a horticultural medium which can meet pavement design and installation requirements yet possess qualities that allow tree roots to grow in a continuous base course under pavements thereby minimizing the potential for sidewalk heaving. The volume of soil required depends on the expected size of the tree. City of Coral Gables specification 4-5 provides guidelines for the minimum amount of soil required based on tree size at maturity. The City Engineer, City Horticulturist or his or her designee shall make final determination as to the requirement for Structural Soils.
- 11.3 The three components of the structural soil are mixed in the following proportions by weight, crushed stone:100; clay loam: 20; hydrogel: 0.03. Total moisture at mixing should be 10% (AASHTO T-99 optimum moisture). Crushed stone (granite or limestone) should be narrowly graded from 3/4 - 1 1/2 inch, highly angular with no fines or an approved screened rock. The clay loam should conform to the USDA soil classification system (stone <5%, sand 25-30%, silt 20-40%, clay 25-40%). Organic matter should range between 2% and 5%. The hydrogel, a potassium propenoate-propenamide copolymer is added in a small amount to act as a tackifier, preventing separation of the stone and soil during mixing and installation. Typically the stone is spread in a layer, the dry hydrogel is spread evenly on top and the screened moist loam is the top layer.
- 11.4 The entire pile is turned and mixed until a uniform blend is produced. Mixing can be done on a paved surface using front-end loaders. The structural soil is then installed and compacted in 6-inch lifts. The required minimum depth of the structural medium is 30". This material should be compacted to not less than 95% Proctor density (AASHTO T-99). Cornell University, Urban Horticulture Institute.

- 11.5 Final approval of the preparation of the structural soils (material & mixing) and installation shall be required and shall be made by the City Engineer, City Horticulturist or his or her designee. The City may also require testing of material, onsite inspections, and/or documentation from installers as deemed necessary to ensure proper application of the structural soils.

**12.0 UTILITIES (OVERHEAD AND UNDERGROUND):**

- A. The work area may have existing utilities, such as, but not limited to, phone, electrical, cable, gas, sanitary and storm sewer, etc. It shall be the sole responsibility of the Contractor to verify the location of all such utilities, structures, etc, by hand excavation or other appropriate measure before performing any work that could result in damage or injury to persons, utilities, structures, or property. The Contractor shall make a thorough search of the site for utilities, structures, etc., before work is commenced in any particular location.
- B. The Contractor shall take steps to repair, replace, or restore all services to any utilities or other facilities which are disrupted due to his or her operations immediately. Should the Contractor fail to repair, replace, or restore services damaged, within 24 hours, the City may take the necessary steps to correct the damage and charge the Contractor on a time and material basis.
- C. Should utilities, structures, , etc., be encountered, which interfere with the work, the Engineer shall be consulted in order for a decision to be made on the relocation of the work, so it will clear the obstruction, if the obstruction cannot be relocated.

**13.0 PLANT PIT EXCAVATION AND BACKFILL:**

- A. Trees: Plant pit shall be at least two feet (2') larger than the root ball.
- B. Shrubs and Groundcover: Shrubs and groundcover shall be planted in a soil bed six-inches (6") larger than the root ball.

**14.0 WATERING-IN:**

- A. Water in plants by thorough soaking of the entire root ball immediately after planting. For large trees and shrubs, add water while backfilling hole to eliminate any air pockets in the soil around the root ball.
- B. Water shrubs, sod and groundcover a minimum of once daily for a week after planting. Water for trees and other large field grown plants shall be supplemented by hand or water truck.

- 15.0 **MULCHING:** Spread mulch two-inches (2") thick uniformly over the entire surface of shrubs and groundcover beds, depth measured after settling. Provide 36" diameter bed of mulch, measured from outer edge of the trunk, for all trees and palms planted in sod area. Keep mulch away from contact with the trunk.

**16.0 SODDING:**

- A. Prior to planting, remove stones, sticks, etc, from the sub-soil surface. Excavate existing non-conforming soil as required, so that the finish grade is flush with adjacent pavement or top of curb, as well as adjacent sod in the case of sod patching.
- B. Place sod on moistened soil, with edges tightly butted, in rows at right angles to slopes. The sod shall be rolled with a 500-pound hand roller.

C. Keep edge of sod bed a minimum of twelve-inches (12") away from groundcover beds and twenty-four inches (24") away from shrub beds and trees.

D. Completed sod shall immediately be watered sufficiently to uniformly wet the soil to at least two-inches (2") below the bottom of sod strips.

---

We/I, the undersigned, do hereby state that we/I have read and understood the Technical Specifications.

+

SIGNED: \_\_\_\_\_ TITLE: \_\_\_\_\_

\_\_\_\_\_  
Please type or Print Name:

**COMPANY:** \_\_\_\_\_ **DATE:** \_\_\_\_\_



# **CITY OF CORAL GABLES**

## **City Commission**

**Don Slesnick, Mayor**  
**Maria Anderson**  
**Ralph Cabrera**  
**William H. Kérdyk, Jr.**  
**Wayne "Chip" Withers**

## **STANDARD DETAILS**

## **City Administration**

**Patrick G. Salerno , City Manager**  
**Elizabeth M. Hernandez, City Attorney**  
**Walter Foeman, City Clerk**  
**R. Alberto Delgado, P.E. Public Works Director**

**CITY OF CORAL GABLES  
DEPARTMENT OF PUBLIC WORKS  
ENGINEERING**

**STANDARD DETAILS LIST  
REVISED February 19, 2010**

**Detail No.**

1-1	Drainage Trench
1-2	French Drain
1-3	Type "B-1" Catch Basin
1-4A	Type "C" Manhole Frame and Cover (prior to 1985)
1-4B	Type "C" Manhole Frame and Cover (1985)
1-4C	U.S. 285 Ring & Ex Cover
1-5	Reinforced Concrete Block Soakage Pit
1-6	Type "C" Frame & Grate
1-7	Type "E" Frame & Grate
1-8	Type "D" Frame & Grate
1-9	Type "N" Frame & Grate
1-10	Type "V" Frame & Grate
1-11	Type "B" Frame & Grate
1-12	Typical Catch Basin
1-13	Asphalt Apron Detail E.P.
1-14	Existing Trench to Proposed Trench Connection Detail
1-15	Auger Pit
1-16	Pipe Bedding (Concrete)
1-17A	Pipe Bedding (Compacted Sand)
1-17B	Pipe Bedding (Compacted Granular Fill)
1-17C	Standard Utility Installation at Paved Areas
1-18	Typical Trench Detail
1-19	Conversion of the "N" Catch Basin to accept Type "D" Frame & Grate
1-20	Relative Datum Planes
1-21	Frame & Grate Installation
1-22A	36" Ø Catch Basin
1-22B	Top Slab-36" Ø Catch Basin
1-22C	36" Ø Catch Basin with Baffle
1-22D	Pollution Retardant Baffle
1-23A	Grease Trap/Detention Tank
1-23B	Top Slab-Grease Trap/Detention Tank
2-1	Typical Sanitary Sewer Details
2-2	Typical Protective Slab Detail
2-3	Type "C" Manhole
2-4	Drop Manhole Connection

3-1	Typical Driveway Detail
3-2	Special Driveway Detail
3-3	Typical Residential Street Section
4-1	Tree Bracing Detail
4-2	Tree Digging Detail
4-3	Tree Planting Detail
4-4	Single Stem Tree – Root barrier
4-4A	Single Stem Tree
4-5	Structural Soil
5-1	Casting Adjustment
5-2	Typical Curb Sections
5-3	Standard Concrete Curb & Gutter
5-4	
5-5	6" x 12" Curb
5-6	Type "A" Curb
5-7	Type "B" Curb
5-8	Type "D" Curb
5-9	Gutter Flare Detail
5-10	Transition, 30" Curb & Gutter to 24" Curb & Gutter
5-11	Typical Concrete Driveways
5-12	Typical Concrete Driveways w/6" x 12" Curb
5-13	Accessible Ramps - Details
5-14	
5-15	Saw Cut & Connection to Existing Pavement
5-16	Sidewalk & 6" x 12" Curb
5-17	Thickened Edge Detail
5-18	Thickened Edge Detail
5-19	Guardrail Post Details
5-20	Metal Guardrail Details
5-21	Metal Guardrail End Anchorages
5-22	Off street Parking Standards (Standard Stall)
5-23	Accessible Parking Signage
5-24	Requirements for Accessible Parking
5-25	Accessible Parking Spaces
5-25A	Van Accessible Parking Spaces
5-26	Keeping Right Sign Detail
5-27	Traffic Circle Pedestrian Sign Detail
5-28	Traffic Circle Ahead Sign Detail
5-29	Speed Table Detail
5-29A	Speed Table Signs
5-30	Traffic Circle Detail
5-30A	Roundabout Detail
5-31	Traffic Circle – Type "B" Curb & Pavers Detail
5-32	Traffic Circle Detail Section A-A



**5-32A**

**Roundabout Detail Section A-A**

**5-33**

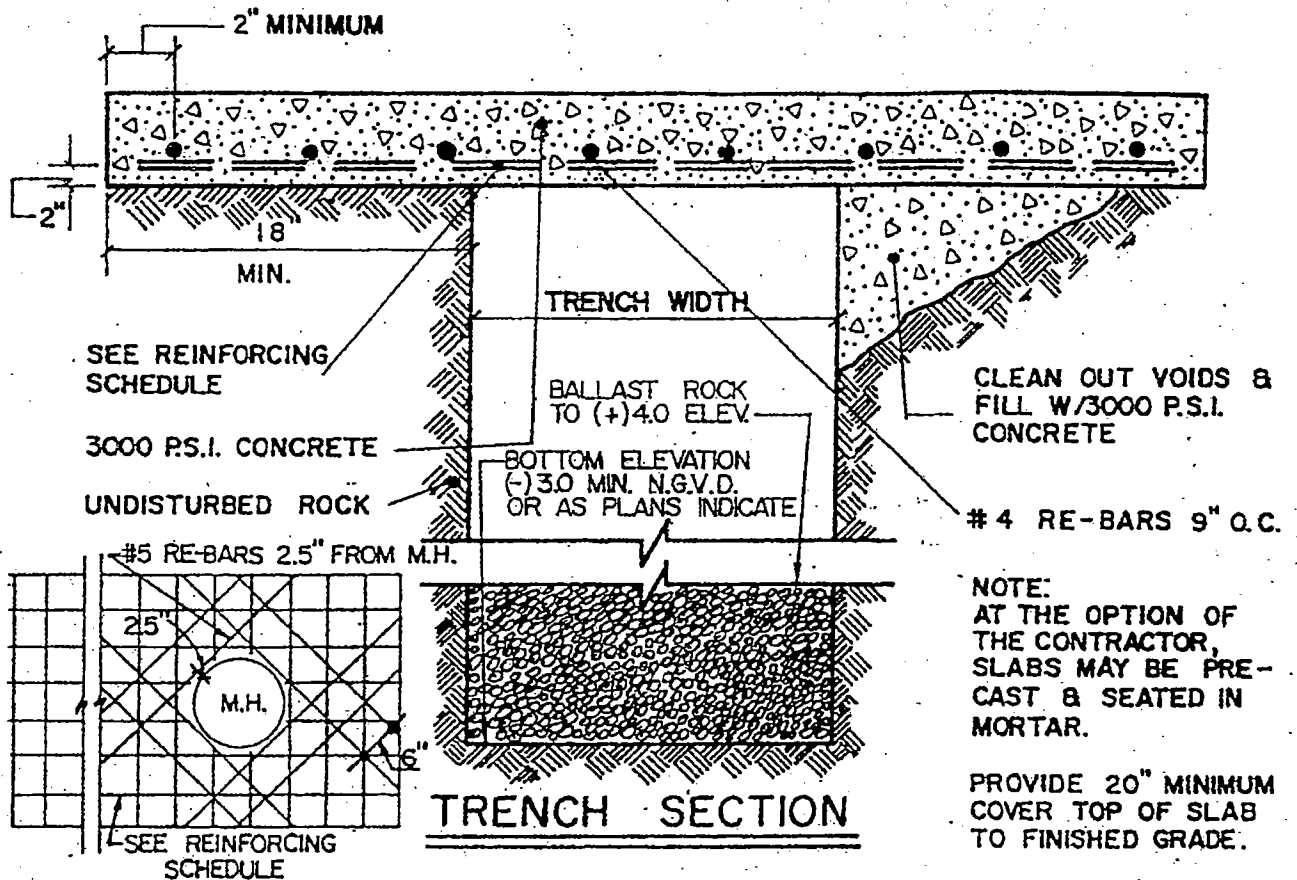
**Traffic Circle – Concrete Beam Detail**

**5-34**

**Curb Return Concrete Band Detail**

**5-35**

**Traffic Circle Yield Sign Detail**



**TRENCH PLAN**

REINFORCING SCHEDULE		ROD SPACING				
TRENCH WIDTH	SLAB THICKNESS	# 4	# 5	# 6	# 7	# 8
2'	6"	6"	7"	10"	12"	12"
3'	7"	—	6"	7"	10"	12"
4'	8"	—	—	6"	8"	10"
*	8"	—	—	5"	—	—

**NOTES:**

1. TRENCH DEPTH SHALL BE MEASURED FROM BOTTOM OF SLAB.
2. ALL VOIDS IN TRENCH WALLS SHALL BE FILLED W/3000 P.S.I. CONCRETE.
3. MANHOLE SHALL BE SET IN SLAB. DIAGONAL STEEL SHALL BE PLACED AT OPENING IN SLAB.
4. TOP OF TRENCH SLAB SHALL BE A MINIMUM OF 20" BELOW FINISHED GRADE.
5. CLEAN SLAB SHOULDER TO BARE ROCK BEFORE POURING SLAB.
6. TYPE "C" MANHOLE FRAME & COVER TO BE PROVIDED FOR EVERY 50' OF CONTINUOUS TRENCH SET ACCORDING TO CASTING ADJUSTMENT (8" BRICK OR CONCRETE WALL) OR AS APPROVED BY ENGINEER.
- \* 7. IF COVER IS LESS THAN 20"
8. ALL STEEL  $f_y = 60,000$  P.S.I.

APPROVED  
A.R.L.

REVISED  
4/75-482  
1/80  
1/81

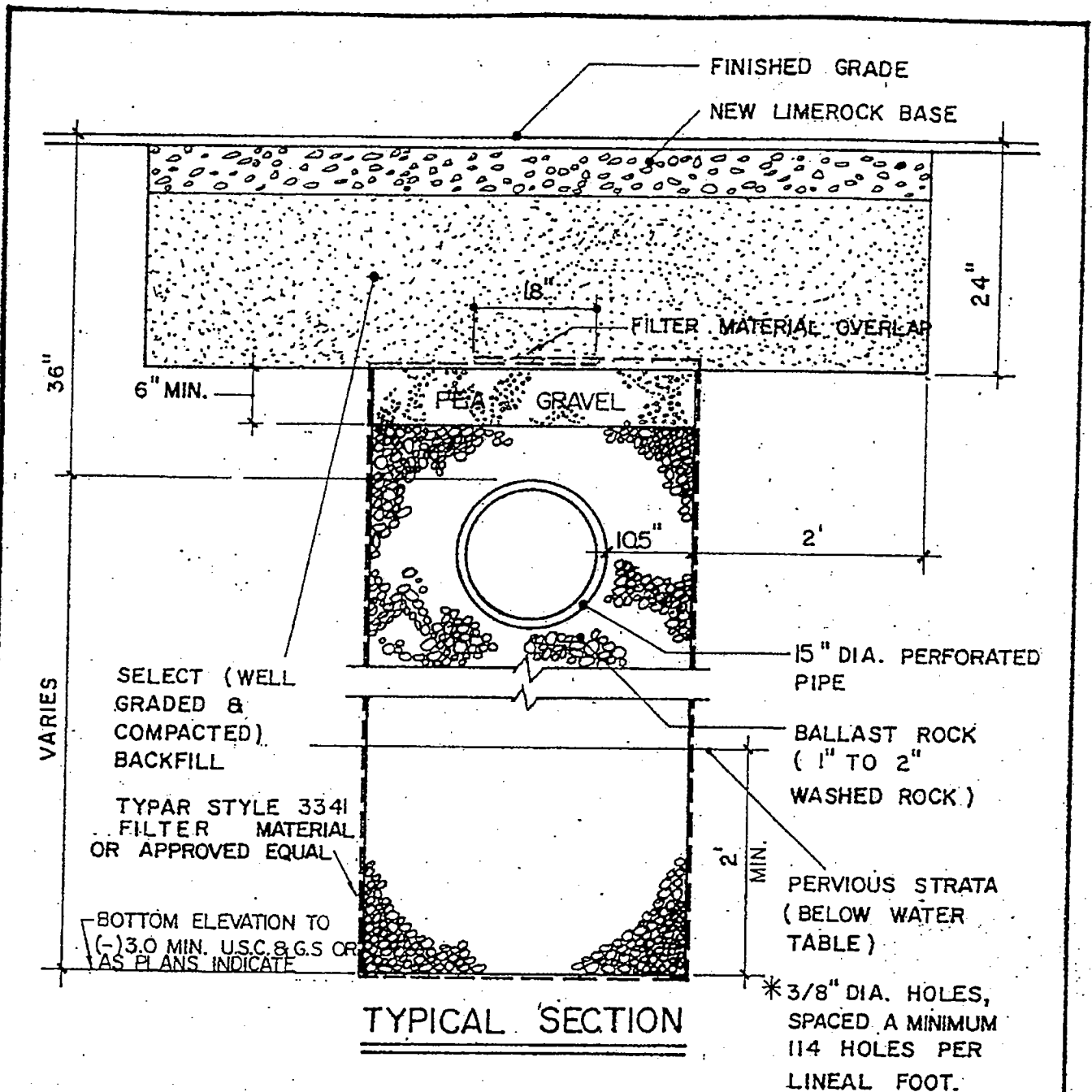
DEPT. of PUBLIC WORKS  
ENGINEERING DIVISION  
CITY of CORAL GABLES

STANDARD DETAIL

**DRAINAGE TRENCH**

NO SCALE

1-1




**NOTE:**

THE CONTRACTOR HAS THE OPTION OF INSTALLING THE FOLLOWING PERFORATED\* PIPE TYPES:

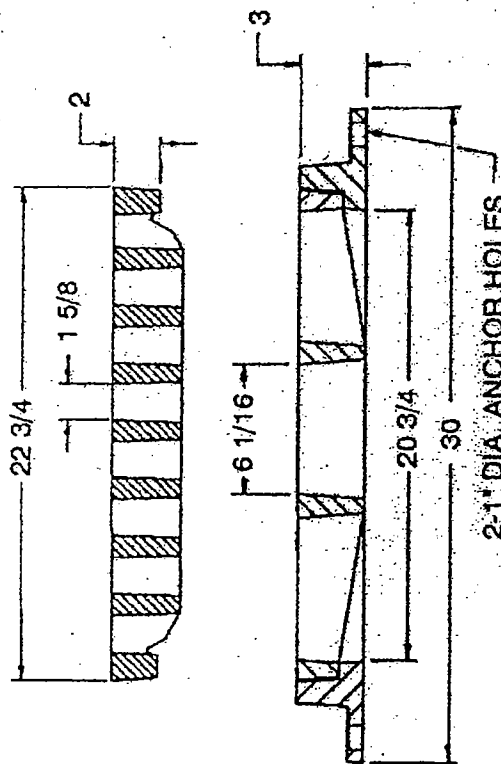
- A. REINFORCED CONCRETE PIPE, "O"-RING OR BELL & SPIGOT JOINTS.
- B. CORRUGATED METAL-BITUMINOUS COATED STEEL PIPE, BOLTED METAL BAND JOINTS.
- C. CORRUGATED METAL-ALUMINUM PIPE, BOLTED METAL BAND JOINTS.
- D. PIPE MUST BE SUBMITTED TO ENGINEER FOR APPROVAL.

APPROVED A.R.L.  REVISED 3/82 4-1-80 1/81 12/90	DEPT. of PUBLIC WORKS  ENGINEERING DIVISION  CITY of CORAL GABLES	STANDARD DETAIL  <b>FRENCH DRAIN</b>  - NO SCALE	1-2
----------------------------------------------------------------------	-------------------------------------------------------------------------------	--------------------------------------------------------------	-----

4/82



GRATE NUMBER	LOAD RATING	FLOW AREA	GRATE WEIGHT	TOTAL WEIGHT
5640	HEAVY DUTY	180	130	240




NO SCALE

U.S. FOUNDRY & MFG. CORP. DRAWING NO. 3180 OR APPROVED EQUAL.

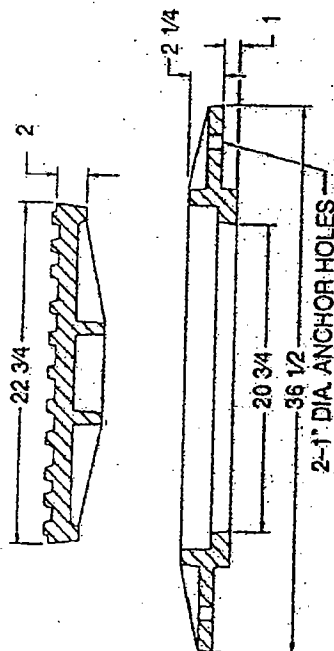
APPROVED <i>TOS</i>	DEPT. of PUBLIC WORKS ENGINEERING DIVISION CITY of CORAL GABLES	STANDARD DETAIL <b>TYPE "B-1"</b> <b>FRAME &amp; GRATE</b>	<b>1-3</b>
REVISED			
03/23/01			

**NOTE:**  
 LETTERS DESIGNATING TYPE OF SEWER, SANITARY OR STORM, TO BE CENTERED ON  
 NAMEPLATE. EACH LETTER TO BE 2" HIGH, 3/8" DEEP, 1/4" TO 5/16" THICK AND FLUSH  
 WITH TOP OF BEADS. BEADS TO BE 1/4" HIGH, 1" SQUARE.



**USF 285-A SHOWN  
 STANDARD SHALLOW  
 TYPE C MANHOLE**

COVER TYPE	LOAD RATING	COVER WEIGHT	TOTAL WEIGHT
A	HEAVY DUTY	165	400
B	HEAVY DUTY	130	365
C	HEAVY DUTY	160	395
D	HEAVY DUTY	125	360
G	HEAVY DUTY	130	365
S	HEAVY DUTY	125	360




NO SCALE

U.S. FOUNDRY & MFG. CORP. DRAWING NO. 285-A OR APPROVED EQUAL.

APPROVED  REVISED 03/23/01	DEPT. of PUBLIC WORKS ENGINEERING DIVISION CITY of CORAL GABLES	STANDARD DETAIL <b>TYPE "C" MANHOLE          FRAME &amp; COVER</b>	<b>1-4A</b>
-------------------------------------	-----------------------------------------------------------------------	---------------------------------------------------------------------------	-------------

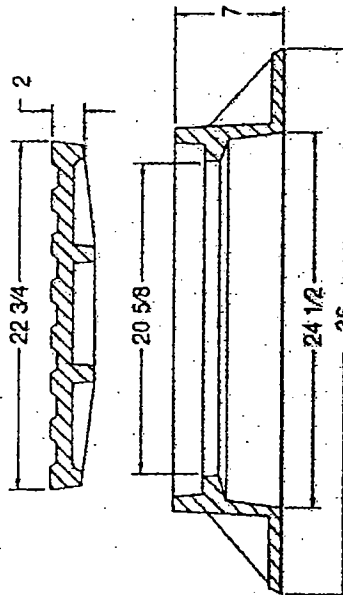
**NOTE:**

LETTERS DESIGNATING TYPE OF SEWER, SANITARY OR STORM, TO BE CENTERED ON NAMEPLATE. EACH LETTER TO BE 2" HIGH, 3/8" DEEP, 1/4" TO 5/16" THICK AND FLUSH WITH TOP OF BEADS. BEADS TO BE 1/4" HIGH, 1" SQUARE.



USF 420-C SHOWN

COVER TYPE	LOAD RATING	COVER WEIGHT	TOTAL WEIGHT
A	HEAVY DUTY	155	405
B	HEAVY DUTY	130	370
C	HEAVY DUTY	160	400
D	HEAVY DUTY	125	365
G	HEAVY DUTY	130	370
S	HEAVY DUTY	125	365
JT	HEAVY DUTY	160	400
K0	HEAVY DUTY	165	405

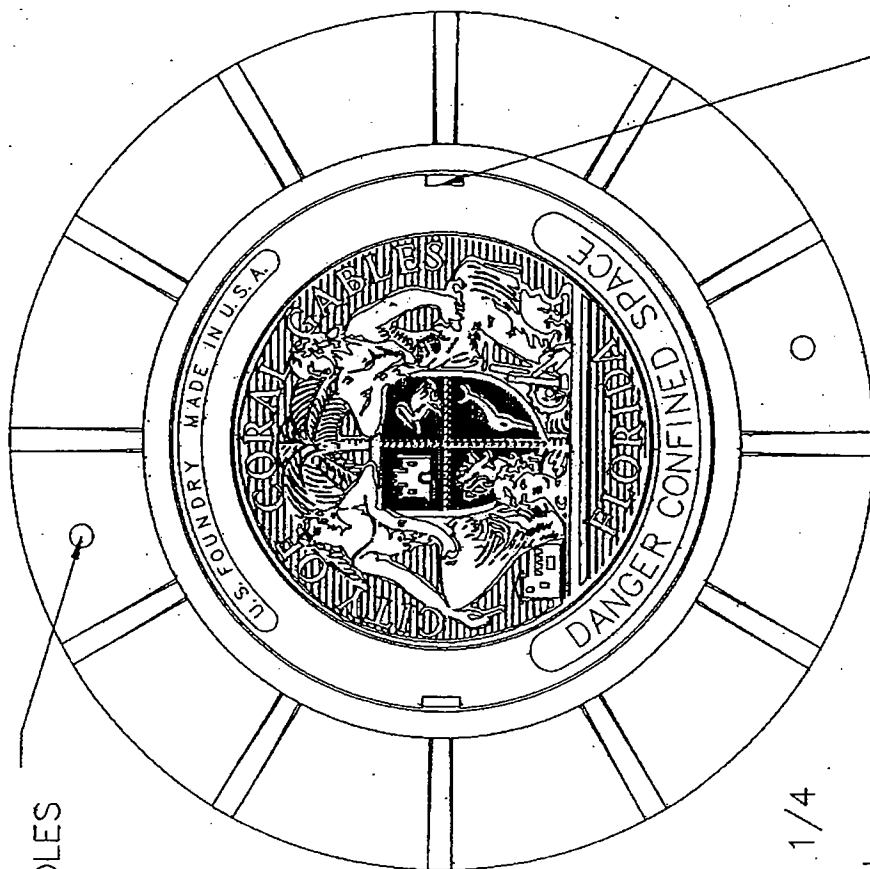
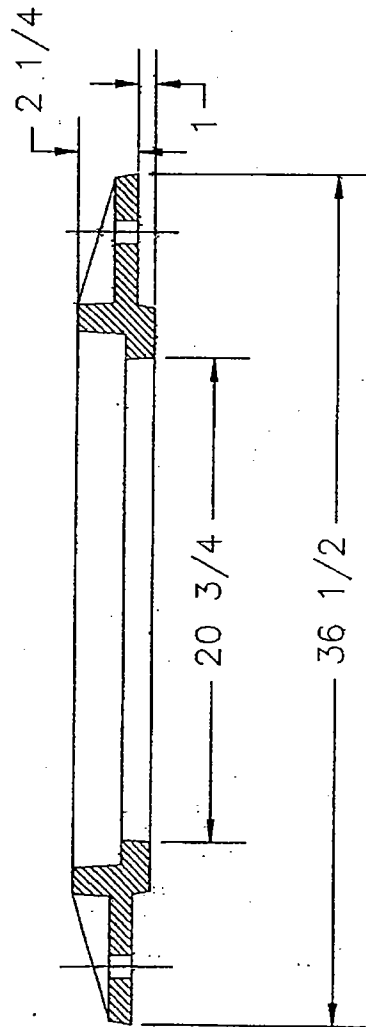
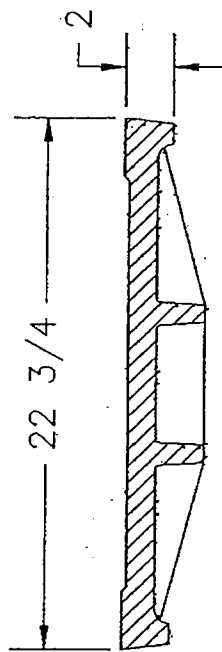


NO SCALE

U.S. FOUNDRY & MFG. CORP. DRAWING NO. 420 W/ TYPE "G" COVER OR APPROVED EQUAL

<p>APPROVED <i>[Signature]</i> REVISED 03/23/01</p>	<p>DEPT. of PUBLIC WORKS ENGINEERING DIVISION CITY of CORAL GABLES</p>	<p>STANDARD DETAIL TYPE "C" MANHOLE FRAME &amp; COVER</p>	<p>1-4B</p>
-----------------------------------------------------------------	--------------------------------------------------------------------------------	-------------------------------------------------------------------	-------------

(2) 1" DIA.  
ANCHOR HOLES



(2) NON-PENETRATING PICKHOLES

1-4C

U.S. FOUNDRY & MFG. CORP.  
MEDLEY, FLORIDA

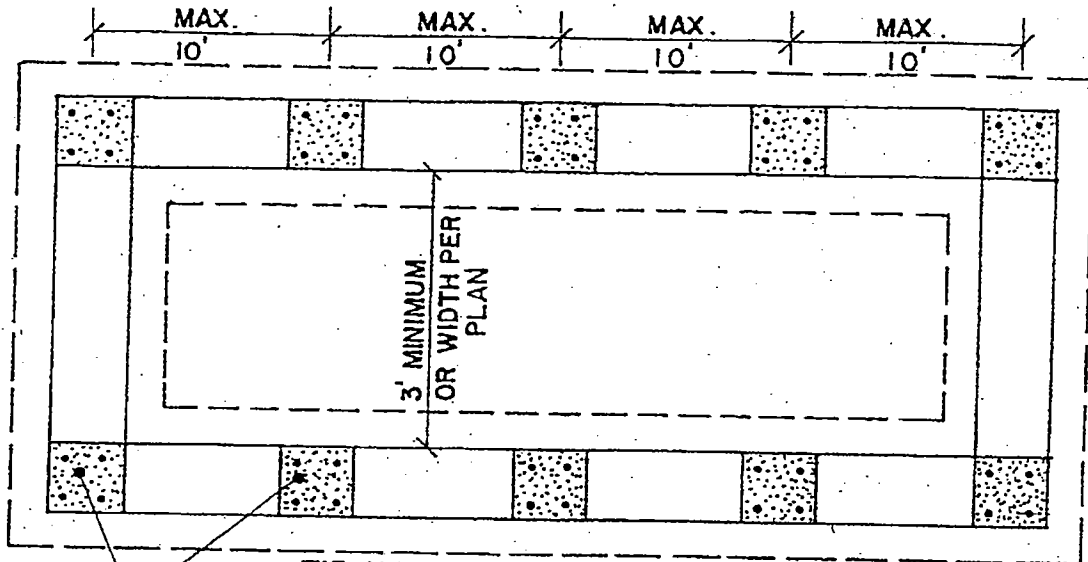
USF 285 RING & EX COVER

NOTES:

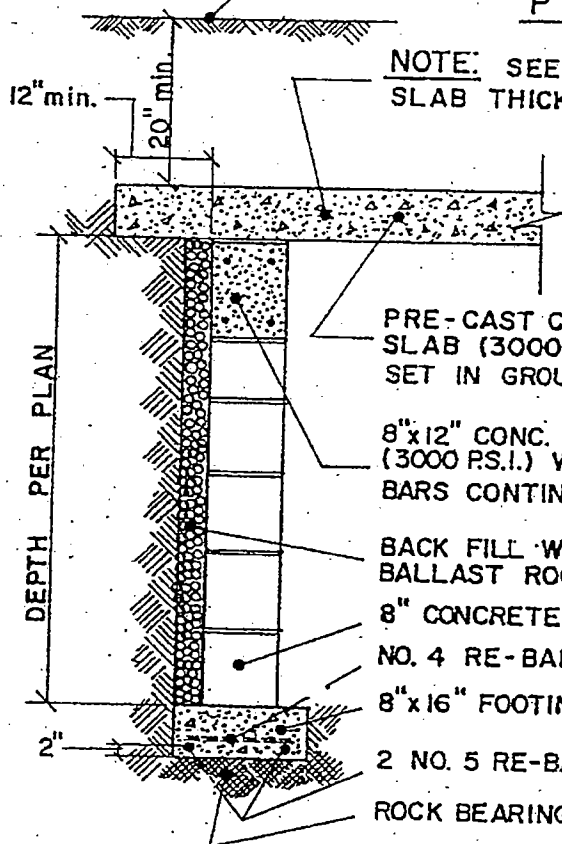
- 1- MATERIAL: ASTM-A48 CLASS 35B GRAY IRON.
- 2- RING WT: 235 LBS. APP.
- 3- COVER WT: 165 LBS. APP.

DWN. BY: DBB	SCALE: 1/8"=1"	DATE: 6/08/99
CHK. BY:	DWG. NO: A4487	REV:

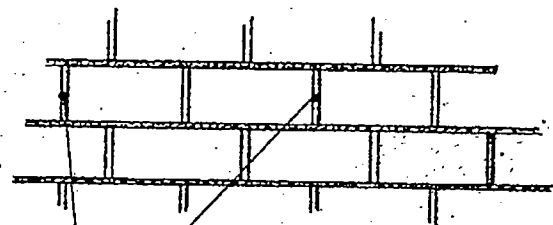
STEEL IN COLS. SHALL EXTEND TO STEEL IN TIE BEAMS



TIE ALL COLUMNS INTO FOOTINGS W/ DOWELS  
8"x8" COL. W/4" 5  $\phi$  REINFORCED BARS (typical all columns)  
FINISHED GRADE  
**PLAN**



**NOTE:** SEE DETAILS OF STANDARD SOAKAGE PIT FOR SLAB THICKNESS AND REINFORCING.




**NOTE**  
LEAVE 1/2" OPEN JOINTS BETWEEN BLOCK

## SECTIONS

NO SCALE

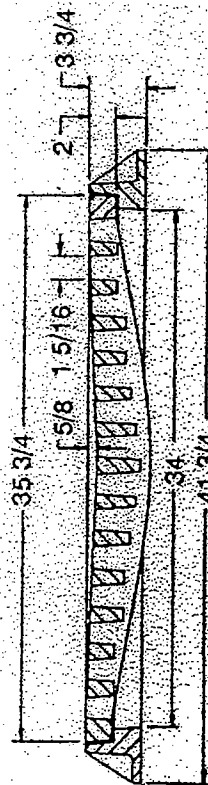
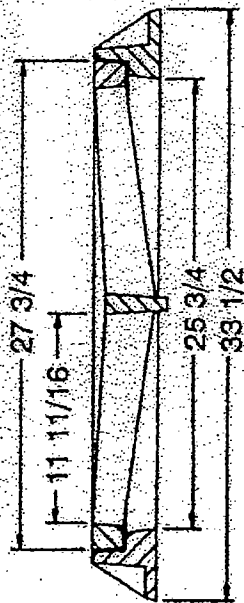
<p>APPROVED <i>[Signature]</i> REVISED 4/75</p>	<p>DEPT. of PUBLIC WORKS ENGINEERING DIVISION CITY of CORAL GABLES</p>	<p>STANDARD DETAIL REINFORCED CONC. BLK. SOAKAGE PIT</p>	<p>1-5</p>
-------------------------------------------------------------	--------------------------------------------------------------------------------	------------------------------------------------------------------	------------





CONCAVE GRATE  
USF 4160-6213


GRATE NUMBER	LOAD RATING	FLOW AREA	GRATE WEIGHT	TOTAL WEIGHT
6210	HEAVY DUTY	445	235	435
6212	HEAVY DUTY	455	265	465
6213	HEAVY DUTY	425	265	465



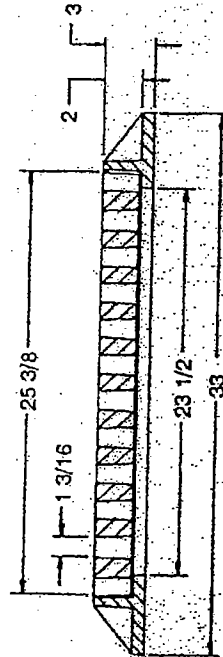
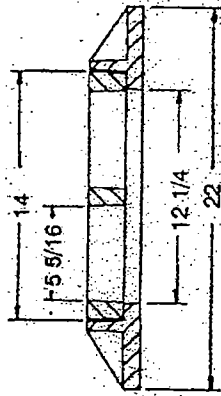
NO SCALE

U.S. FOUNDRY & MFG. CORP. DRAWING NO. 4160-6213 OR APPROVED EQUAL.

<p>APPROVED <i>[Signature]</i> REVISED 03/23/01</p>	<p>DEPT. of PUBLIC WORKS ENGINEERING DIVISION CITY of CORAL GABLES</p>	<p>STANDARD DETAIL <b>TYPE "C"</b> <b>FRAME &amp; GRATE</b></p>	<p>1-6</p>
-----------------------------------------------------------------	--------------------------------------------------------------------------------	-------------------------------------------------------------------------	------------




GRATE NUMBER	LOAD RATING	FLOW AREA	GRATE WEIGHT	TOTAL WEIGHT
6130	HEAVY DUTY	.140	90	210



NO SCALE

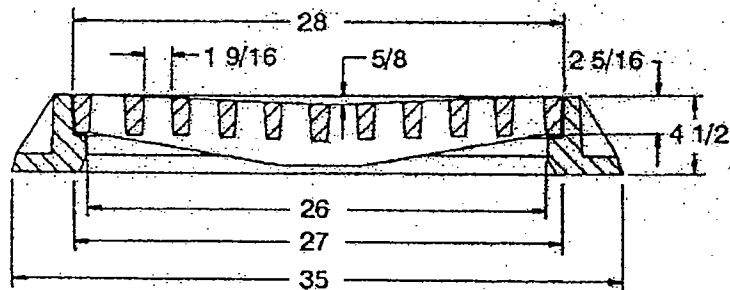
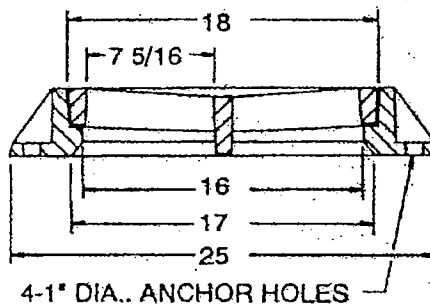
U.S. FOUNDRY & MFG. CORP. DRAWING NO. 4102-6130 OR APPROVED EQUAL.

APPROVED 	DEPT. of PUBLIC WORKS  ENGINEERING DIVISION  CITY of CORAL GABLES	STANDARD DETAIL  <b>TYPE "E"</b> <b>FRAME &amp; GRATE</b>	<b>1-7</b>
REVISED <b>03/23/01</b>			
(Empty space for additional revisions)			



**CONCAVE GRATE,  
USF 4105-6224**


GRATE NUMBER	LOAD RATING	FLOW AREA	GRATE WEIGHT	TOTAL WEIGHT
6220	HEAVY DUTY	210	155	365
6224	HEAVY DUTY	225	150	360
6225	HEAVY DUTY	185	155	365



NO SCALE

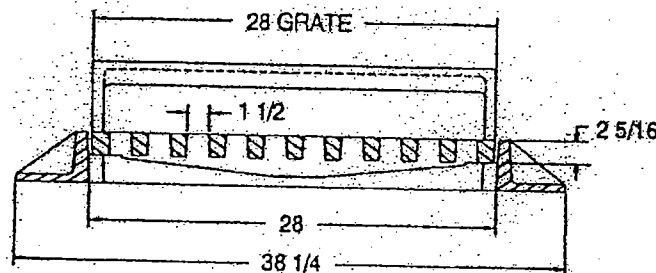
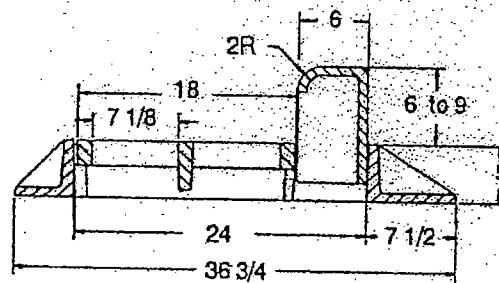
U.S. FOUNDRY & MFG. CORP. DRAWING NO. 4105-6224 OR APPROVED EQUAL

<p>APPROVED <i>(Signature)</i> REVISED <b>03/23/01</b></p>	<p>DEPT. of PUBLIC WORKS ENGINEERING DIVISION CITY of CORAL GABLES</p>	<p>STANDARD DETAIL <b>TYPE "D"</b> <b>FRAME &amp; GRATE</b></p>	<p><b>1-8</b></p>
------------------------------------------------------------------------	--------------------------------------------------------------------------------	-------------------------------------------------------------------------	-------------------



USF 5115 - 6220

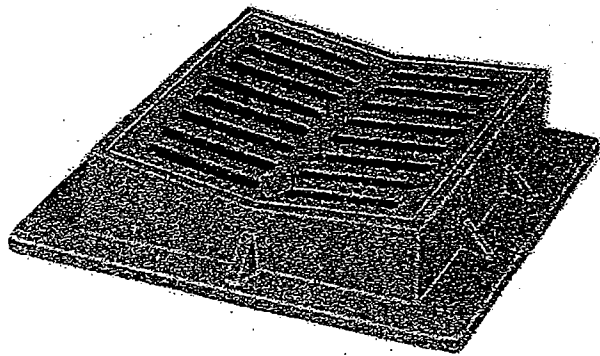
GRATE NUMBER	LOAD RATING	FLOW AREA	GRATE WEIGHT	TOTAL WEIGHT
6220	HEAVY DUTY	210	155	530
6224	HEAVY DUTY	215	150	525
6225	HEAVY DUTY	185	155	530



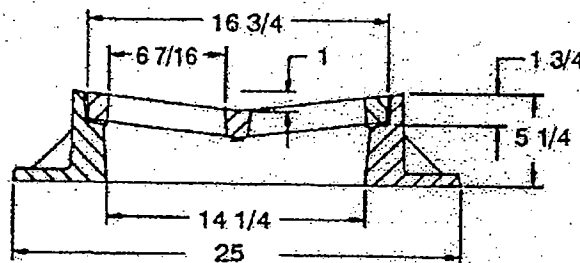
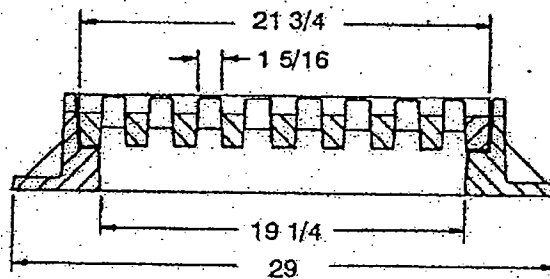
NO SCALE

U.S. FOUNDRY & MFG. CORP. DRAWING NO. 5115-6220 OR APPROVED EQUAL.

<p>APPROVED <i>TDS</i> REVISED 03/23/01</p>	<p>DEPT. of PUBLIC WORKS ENGINEERING DIVISION CITY of CORAL GABLES</p>	<p>STANDARD DETAIL <b>TYPE "N"</b> <b>FRAME &amp; GRATE</b></p>	<p>1-9</p>
---------------------------------------------------------	--------------------------------------------------------------------------------	-------------------------------------------------------------------------	------------





GRATE NUMBER	LOAD RATING	FLOW AREA	GRATE WEIGHT	TOTAL WEIGHT
6147	HEAVY DUTY	135	95	.310



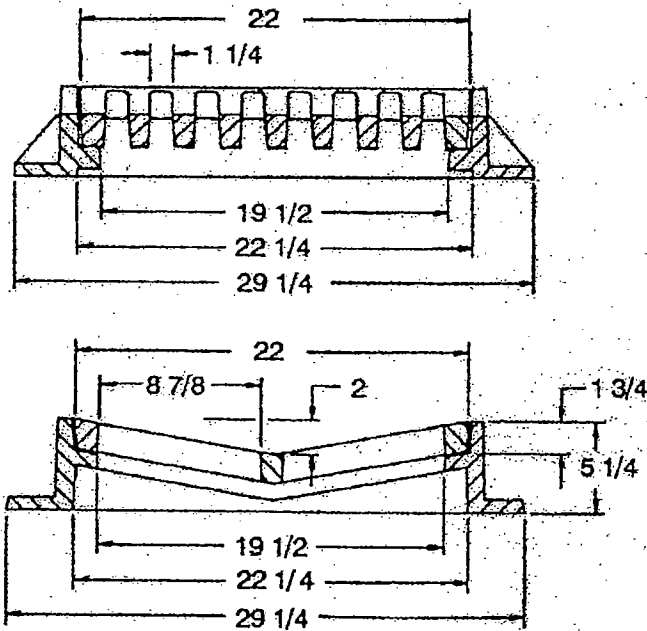
NO SCALE

U.S. FOUNDRY & MFG. CORP. DRAWING NO. 5100-6147 OR APPROVED EQUAL.

APPROVED  REVISED <b>03/23/01</b>	DEPT. of PUBLIC WORKS ENGINEERING DIVISION CITY of CORAL GABLES	STANDARD DETAIL <b>TYPE "V"</b> <b>FRAME &amp; GRATE</b>	<b>1-10</b>
-------------------------------------------------------------------------------------------------------------------------------	-----------------------------------------------------------------------	----------------------------------------------------------------	-------------



GRATE NUMBER	LOAD RATING	FLOW AREA	GRATE WEIGHT	TOTAL WEIGHT
6148	HEAVY DUTY	175	120	310

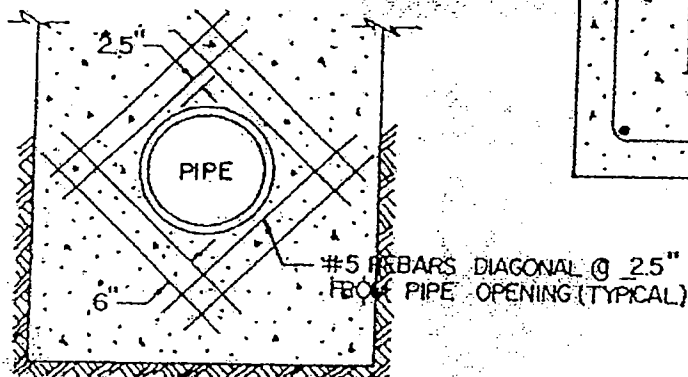


NO SCALE

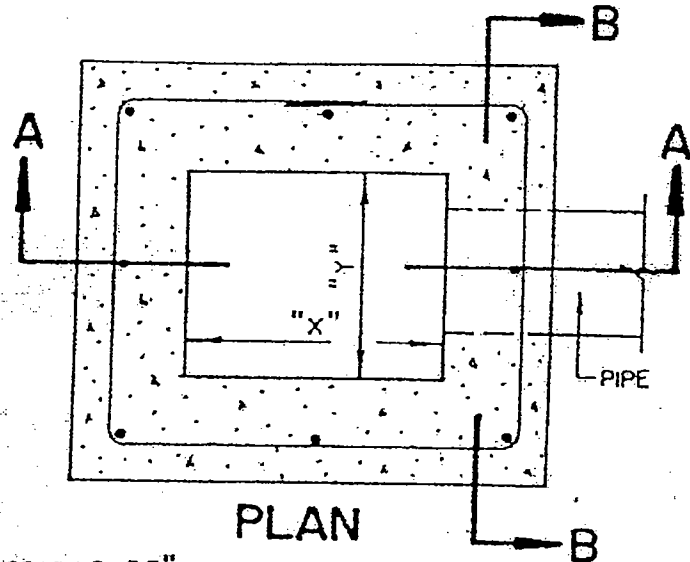
U.S. FOUNDRY & MFG. CORP. DRAWING NO. 5105-6148 OR APPROVED EQUAL.

<p>APPROVED <i>[Signature]</i> REVISED 03/23/01</p>	<p>DEPT. of PUBLIC WORKS ENGINEERING DIVISION CITY of CORAL GABLES</p>	<p>STANDARD DETAIL TYPE "B" FRAME &amp; GRATE</p>	<p>1-11</p>
-----------------------------------------------------------------	--------------------------------------------------------------------------------	-----------------------------------------------------------	-------------

DIMENSION		SCHEDULE
TYPE OF CATCH BASIN	DIST. "X"	DIST. "Y"
N	36"	24"
D	27"	17"
C	34.5"	23.5"
V	22"	17"
E	25.25"	14.25"



SECTION BB



PLAN

NOTES:

1. FRAME SHALL BE LEVELED WITH GROUT.

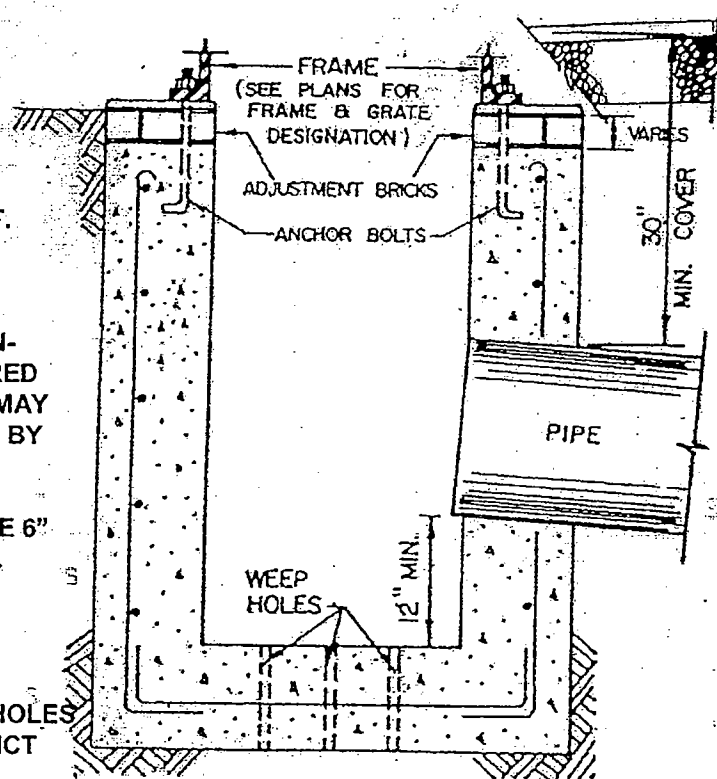
2.  $\frac{3}{4}$ " X 8" ANCHOR BOLT.

3. CATCH BASIN WALLS SHALL BE OF REINFORCED 3,000 P.S.I. CONC. 8" THICK, POURED IN PLACE, OR REIN. PRECAST CONCRETE MAY BE USED AS AN ALTERNATE IF APPROVED BY ENGINEER.

4. PRECAST CONCRETE, IF USED, SHALL BE 6" WITH MIN. # 4 BARS AND 12" O.C. OUTSIDE.

5. 15" PIPE MIN. OR AS SPECIFIED IN PLANS AND SPECIFICATIONS.

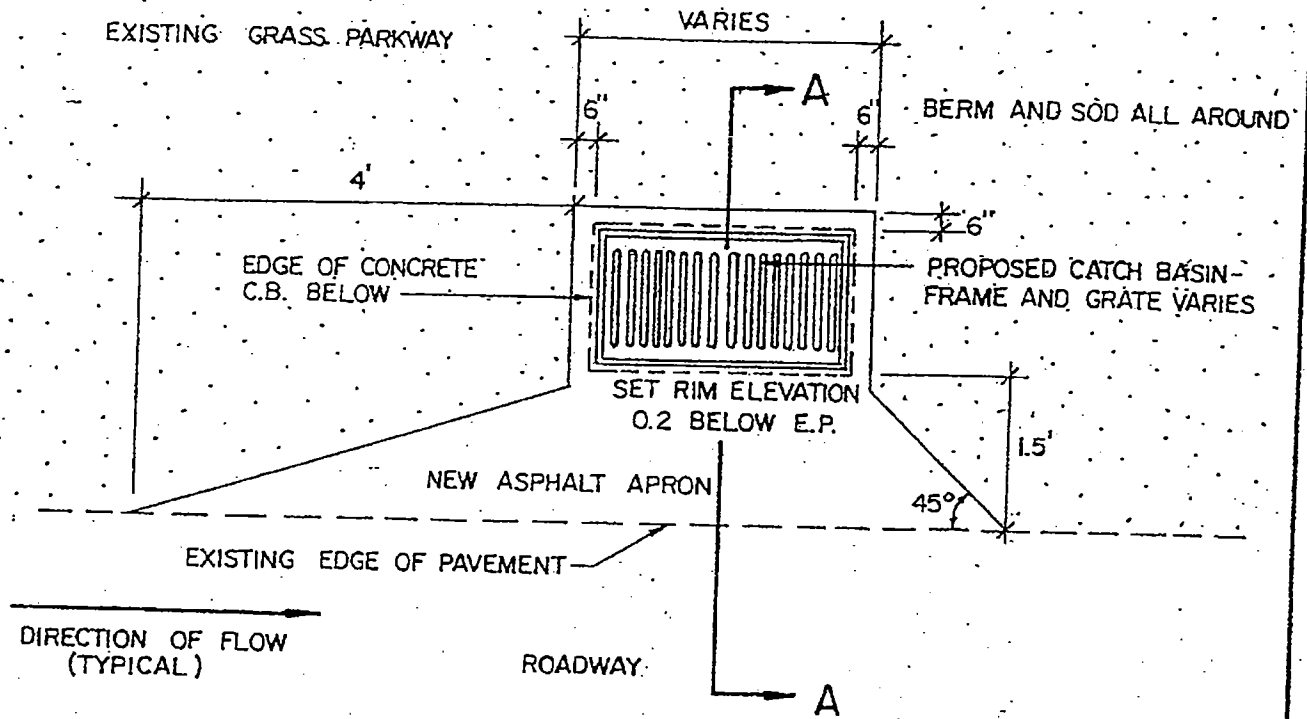
6. BOTTOM SLAB SHALL HAVE 3-4" WEEP HOLES SPACED EQUALLY AND AS NOT TO CONFLICT WITH REINFORCING.



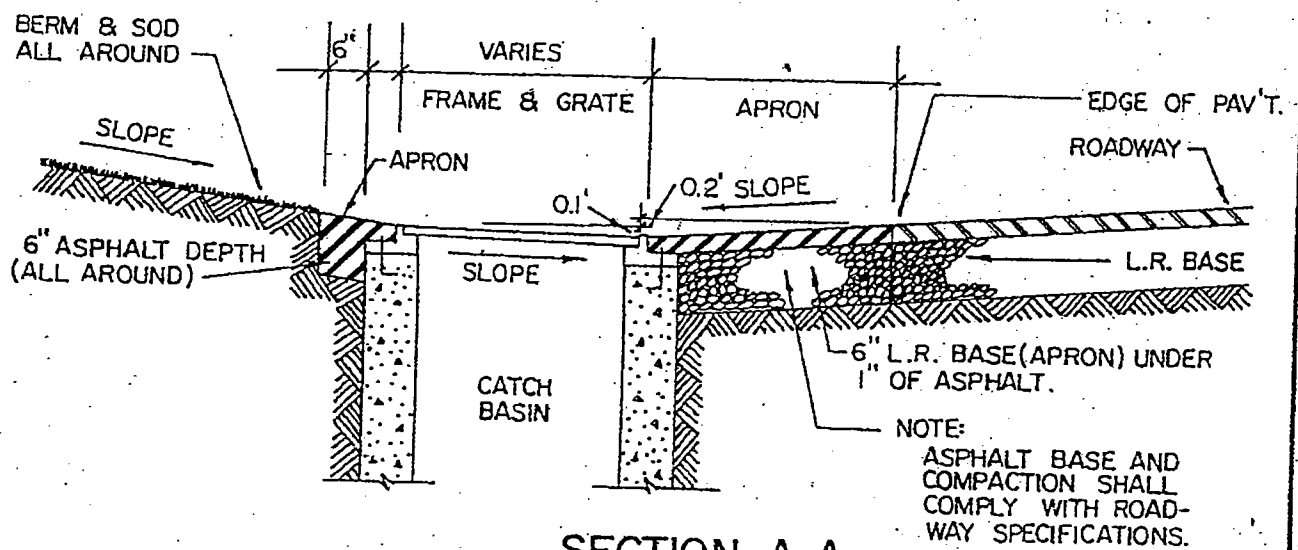
SECTION AA

7. MIN. REINFORCING SHALL BE # 4 Ø ROD 12" O.C. EACH WAY FOR WALLS AND BOTTOM SLAB. REINFORCING SHALL BE DIAGONAL AT PIPE OPENING. SHOP DRAWING REQ'D AND CERTIFIED BY A PROFESSIONAL ENGINEER.

APPROVED E.Z.	DEPT. of PUBLIC WORKS	STANDARD DETAIL	
REV. 6-21-2008	ENGINEERING DIVISION	TYPICAL CATCH BASIN	1-12
	CITY OF CORAL GABLES	NO SCALE	



**PLAN**  
NO SCALE

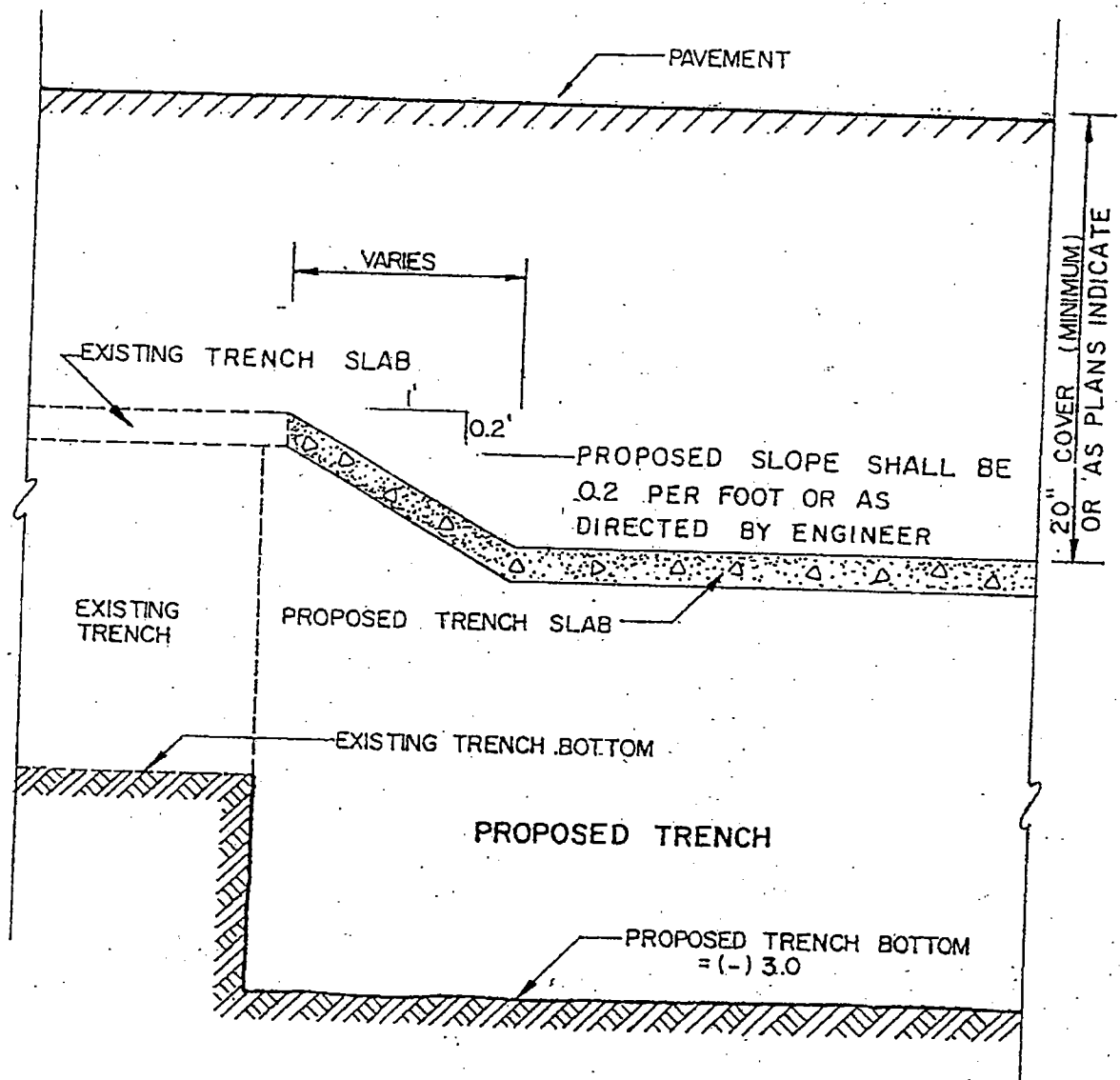


**SECTION A-A**  
NO SCALE

**ASPHALT APRON DETAIL E.P. 1-13**

DATE: 2-17-81	<b>DEPARTMENT OF PUBLIC WORKS</b> ENGINEERING DIVISION <b>CITY OF CORAL GABLES, FLORIDA</b>	SCALE: NONE
APP'D BY: A.L.		SHEET NO. 1 OF 1
DRAWN BY: A.S.		FILE NO.



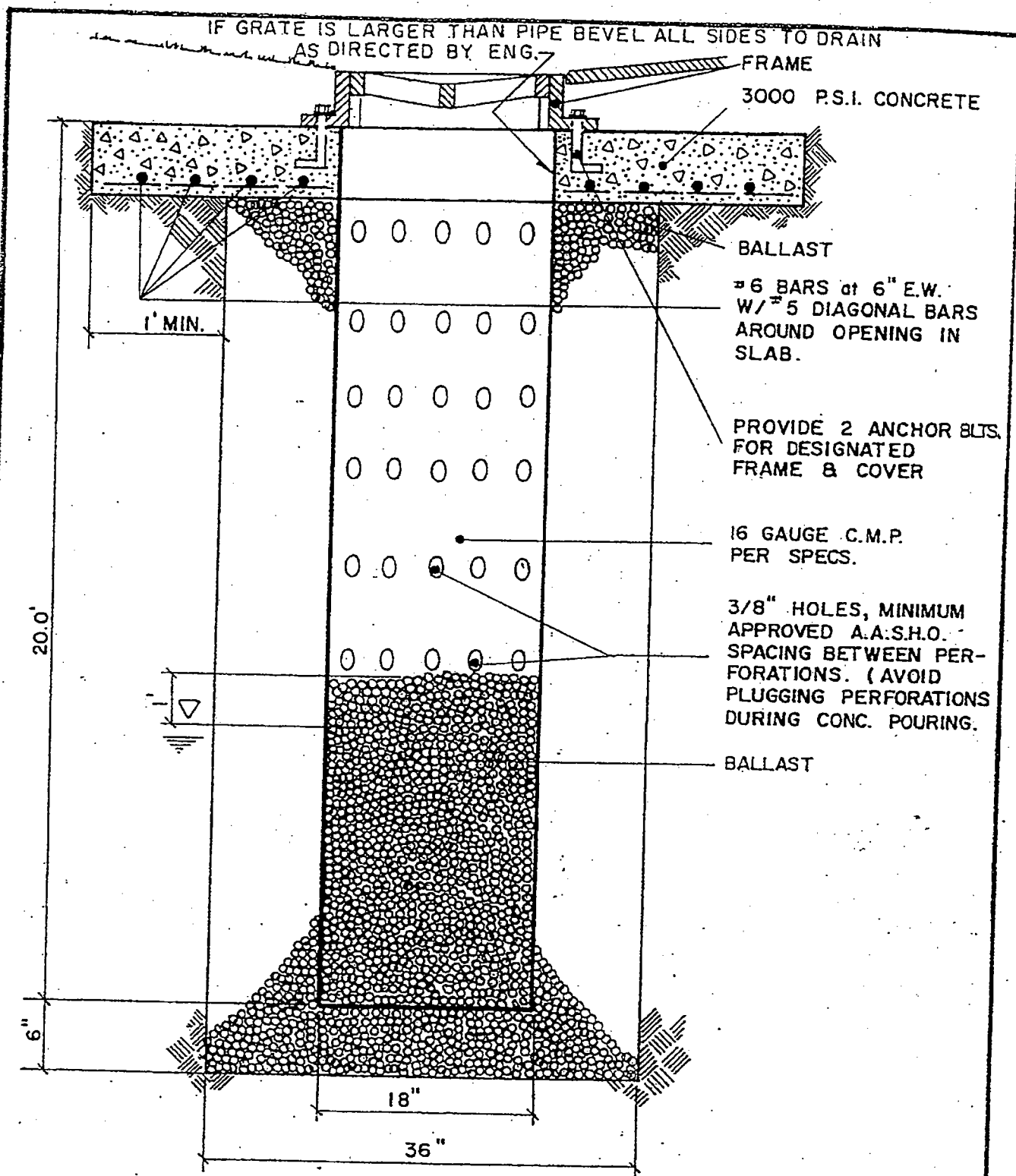


# **STANDARD DETAIL NO. 1-14**

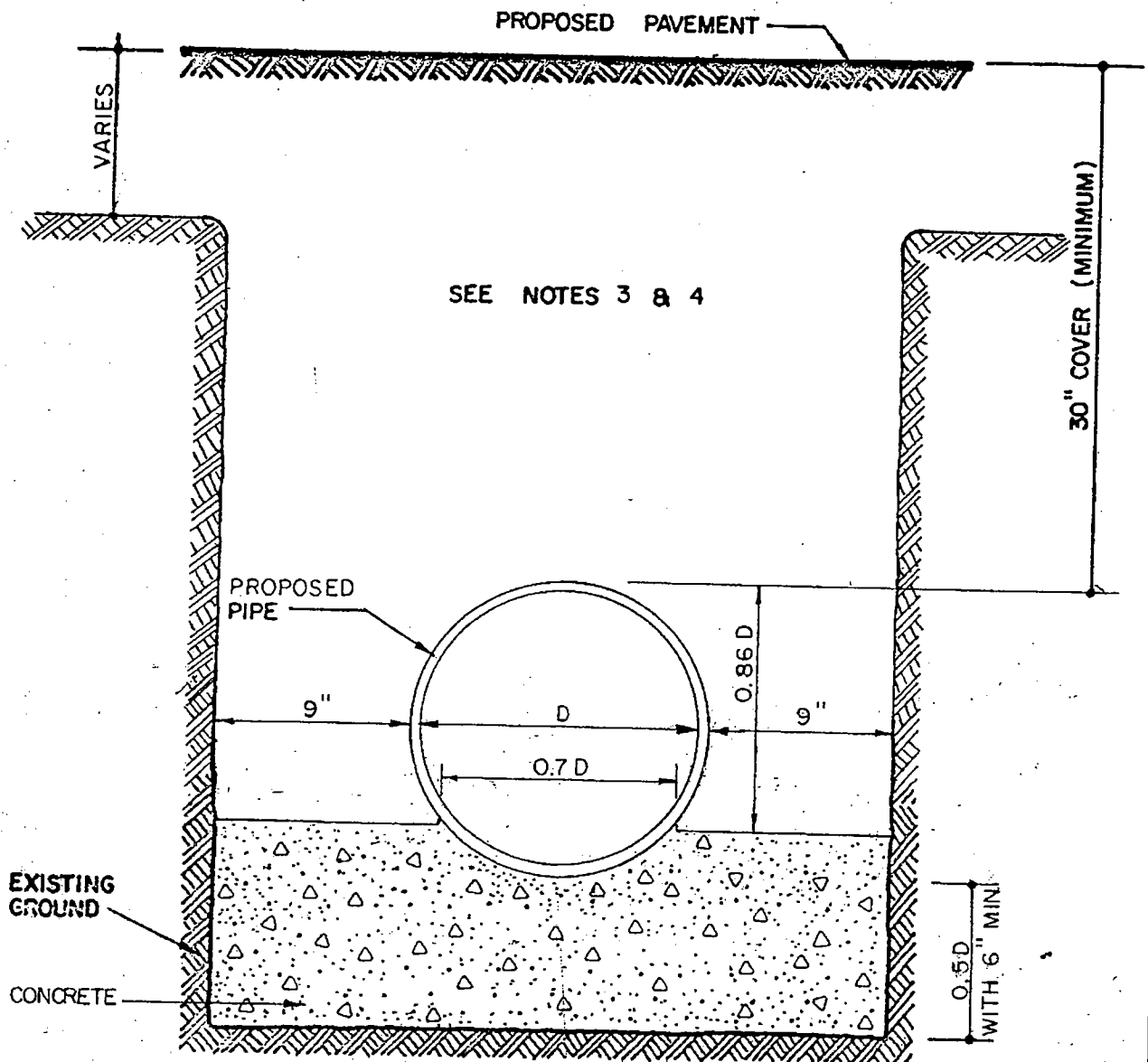
## **LONGITUDINAL SECTION**

### **PROPOSED TRENCH TO EXISTING TRENCH CONNECTION**

DATE: 4-12-82	<b>DEPARTMENT OF PUBLIC WORKS</b> ENGINEERING DIVISION CITY OF CORAL GABLES, FLORIDA	SCALE: NONE
APP'D BY: A.L.		SHEET NO: 1 OF 1
DRAWN BY: WT.B.		FILE NO: 1600-35M



<p>APPROVED <i>[Signature]</i></p> <p>REVISED 4/75 10/77</p>	<p>DEPT. of PUBLIC WORKS</p> <p>ENGINEERING DIVISION</p> <p>CITY of CORAL GABLES.</p>	<p>STANDARD DETAIL</p> <p>AUGER PIT</p> <p>NO SCALE</p>	<p>1-15</p>
--------------------------------------------------------------------------	---------------------------------------------------------------------------------------	---------------------------------------------------------	-------------



**NOTE:**

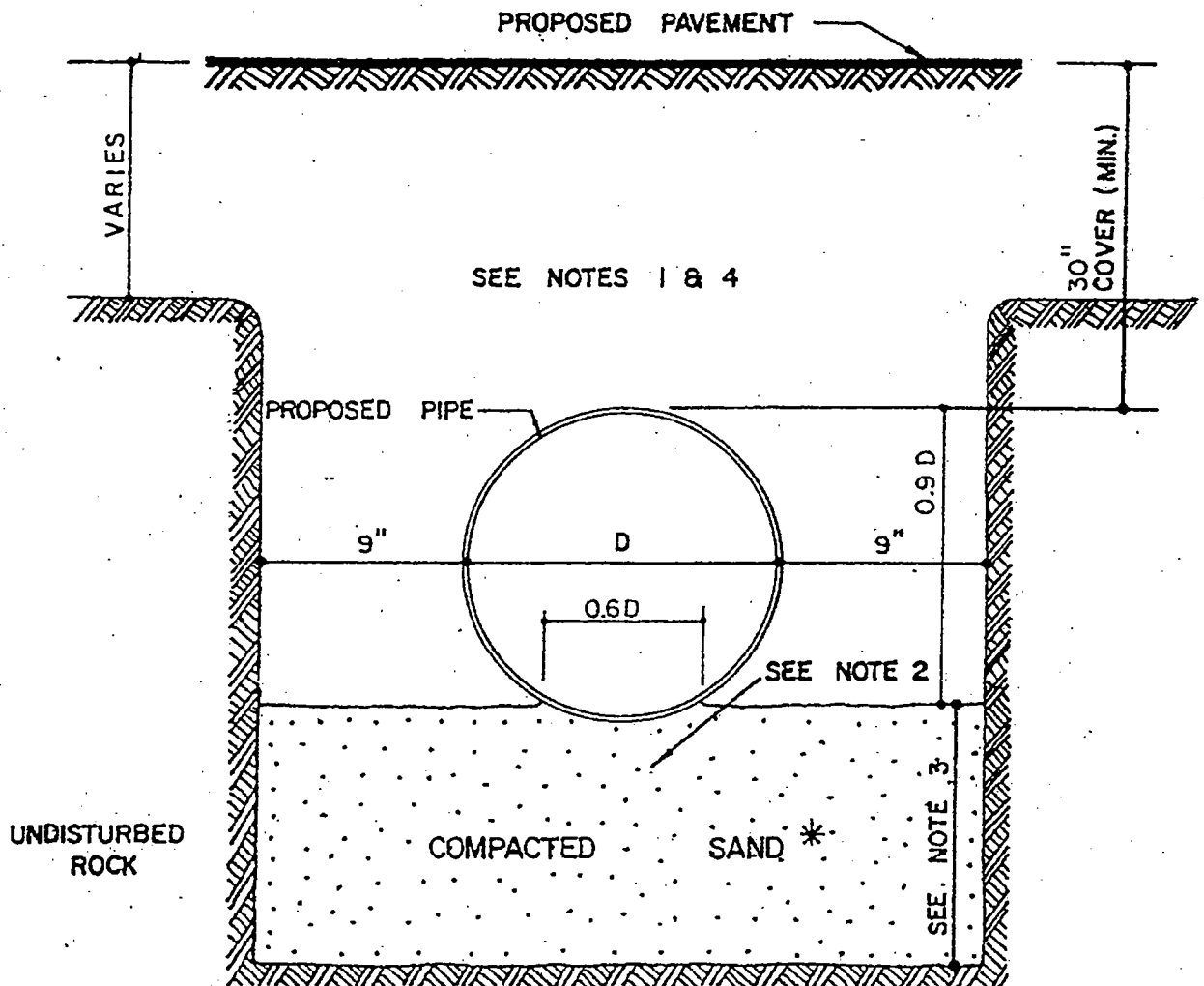
1. FOR STRUCTURAL PLATE PIPE, THE LENGTH OF BEDDING ARC NEED NOT EXCEED THE WIDTH OF BOTTOM PLATE.
2. CONCRETE SHALL HAVE A MIN. COMPRESSIVE STRENGTH OF 3000 PSI
3. SIDE FILL TO BE COMPACTED IN 6" LAYERS TO DENSITY SPECIFIED.
4. CORROSIVE MATERIAL MAY NOT BE USED FOR SIDE FILL OR BEDDING.

**STANDARD DETAIL NO. 1-16**

REVISED
4782
DATE: JAN. 2, '80
APP'D BY: A.L.
DRWN BY: J.A.B.

**DEPARTMENT OF PUBLIC WORKS**  
ENGINEERING DIVISION  
**CITY OF CORAL GABLES, FLORIDA**

SCALE: NONE
SHEET NO. 1 OF 1
FILE NO. 1500-69



**NOTES:**

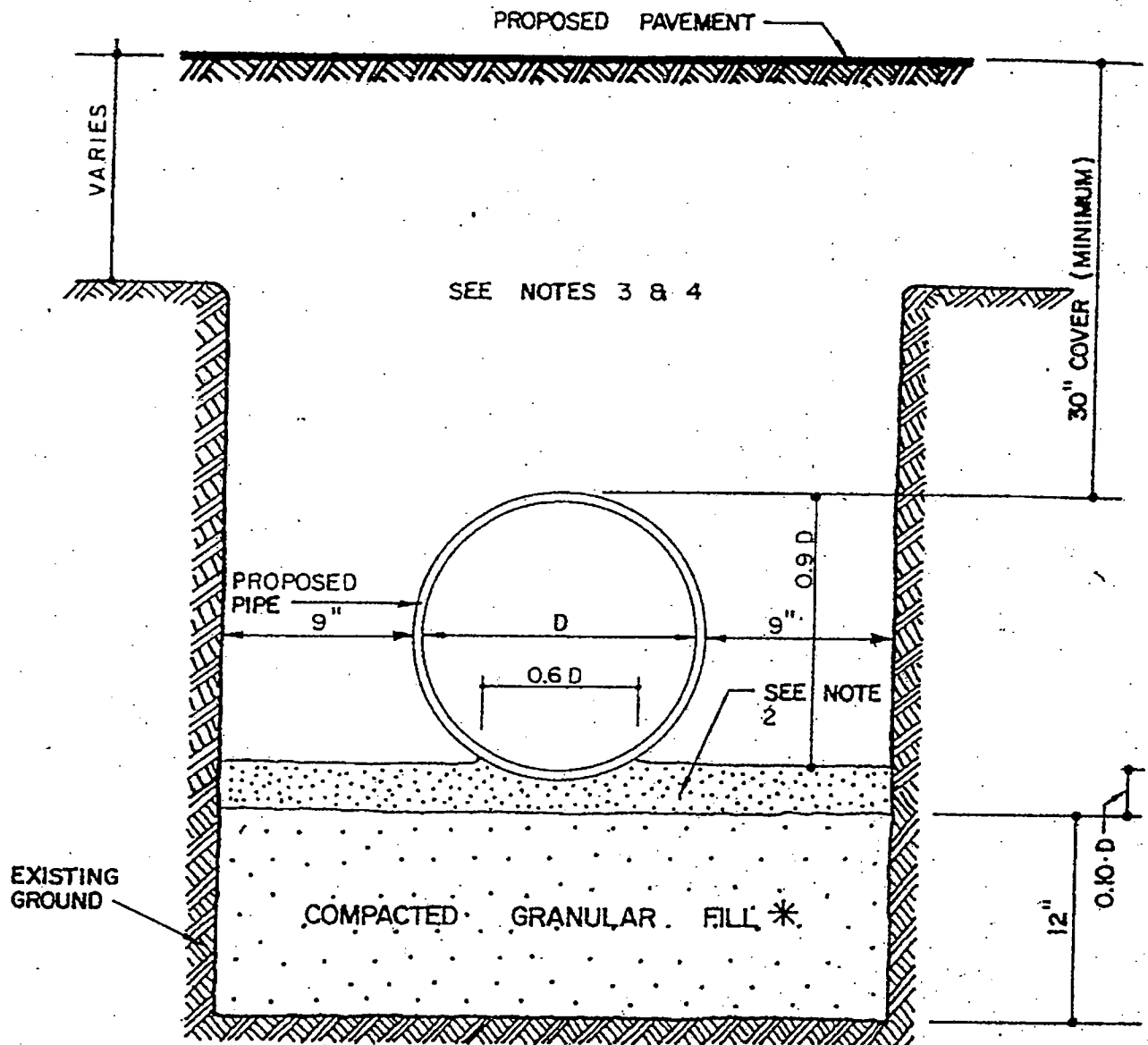
1. SIDE FILL TO BE COMPACTED IN 6" LAYERS TO DENSITY SPECIFIED.
2. COMPACTED SAND ROUGHLY SHAPED TO FIT BOTTOM OF PIPE AND THEN COMPACTED AT HAUNCHES AND SIDES OF PIPE.
3. COMPACTED SAND THICKNESS TO BE 1/2" PER FOOT OF FILL OVER PIPE. 9" MINIMUM AND 24" MAXIMUM TO BE UNIFORMLY COMPACTED.
4. CORROSIVE MATERIAL MAY NOT BE USED FOR SIDE FILL OR BEDDING.
- \* 5. IF PIPE IS PLACED BELOW THE WATER TABLE, PIPE BEDDING MATERIAL SHALL BE BALLAST ROCK PASSING THE 1/2" SIEVE.

REVISED
4/82
DATE: JAN. 2, '80
APP'D BY: A.L.
DRWN BY: J.A.B.

**STANDARD DETAIL NO. 1-17A**

**DEPARTMENT OF PUBLIC WORKS**  
**ENGINEERING DIVISION**  
**CITY OF CORAL GABLES, FLORIDA**

SCALE: NONE
SHEET NO. 1 OF 1
FILE NO. 1500-70



SEE NOTES 3 & 4

**NOTE:**

1. FOR STRUCTURAL PLATE PIPE, THE LENGTH OF BEDDING ARC NEED NOT EXCEED THE WIDTH OF BOTTOM PLATE.
2. GRANULAR FILL, ROUGHLY SHAPED TO FIT BOTTOM OF PIPE, AND THEN COMPACTED AT HAUNCHES AND SIDES OF PIPE.
3. SIDE FILL TO BE COMPACTED IN 6" LAYERS TO DENSITY SPECIFIED.
4. CORROSIVE MATERIAL MAY NOT BE USED FOR SIDE FILL OR BEDDING.

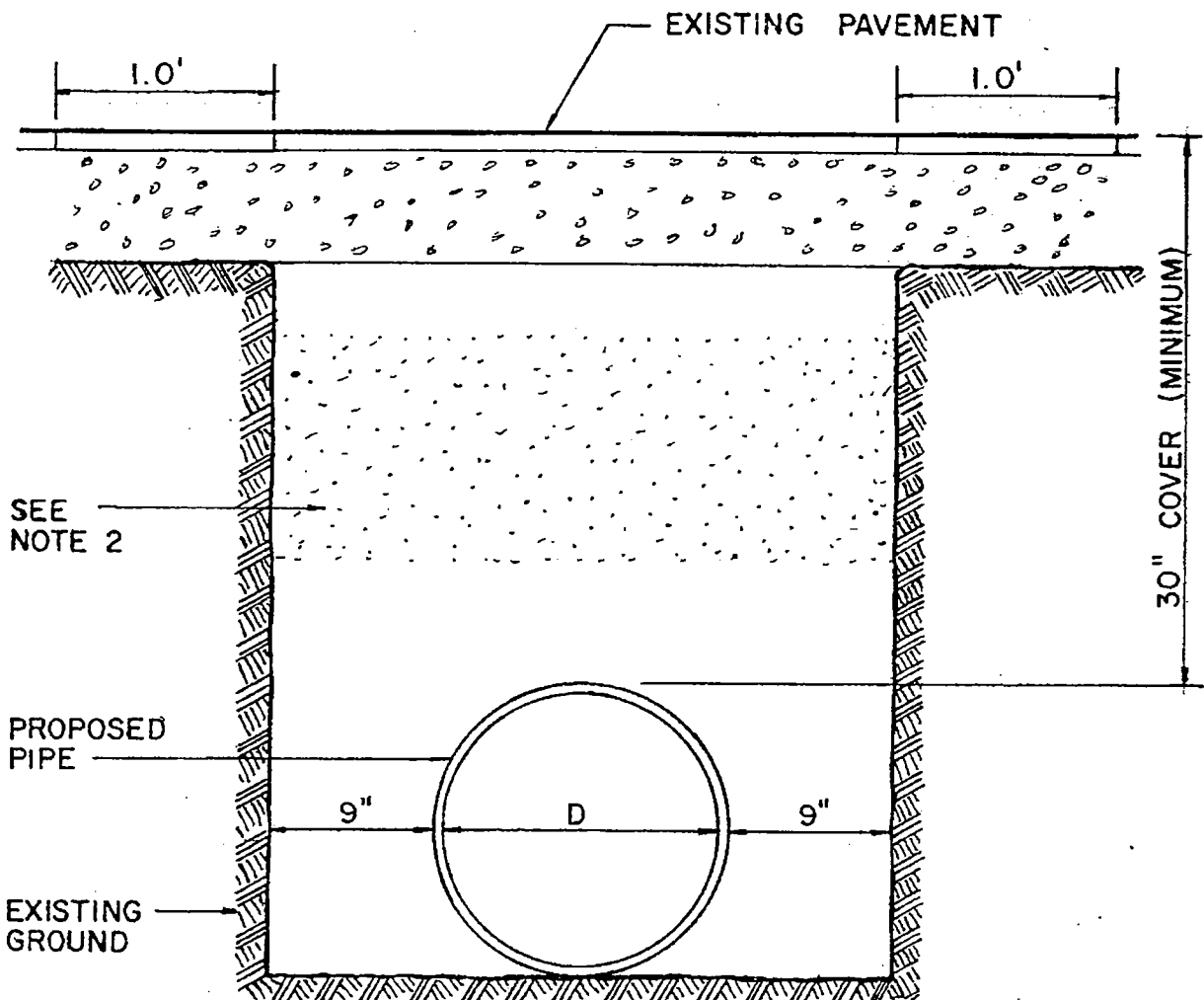
- \* 5. IF PIPE IS PLACED BELOW THE WATER TABLE, PIPE BEDDING MATERIAL SHALL BE BALLAST ROCK PASSING THE 1/2 INCH SIEVE

**STANDARD DETAIL NO. 1-17 B**

REVISED
4/82
DATE: JAN. 2, '80
APP'D BY: A.L.
DRWN BY: J.A.B.

**DEPARTMENT OF PUBLIC WORKS**  
ENGINEERING DIVISION  
**CITY OF CORAL GABLES, FLORIDA**

SCALE: NONE
SHEET NO. 1 OF 1
FILE NO. 1500-69



**NOTE:**

**STANDARD DETAIL 1-17C**

- 1.- INSPECTION OF INSTALLATION IS REQUIRED BEFORE BACKFILLING CAN BEGIN.
- 2.- BACKFILL SHALL BE A MINIMUM OF NINE INCH (9") LOOSE LAYERS COMPACTED TO 90% OF MAXIMUM DENSITY (AASHTOT-180-74, METHOD D) FROM SIX INCHES (6") ABOVE UTILITY TO TWELVE INCHES (12") BELOW THE SURFACE.
- 3.- THE TOP SIX INCHES (6") OF SUBGRADE AND LIMEROCK BASE OF THE TRENCH SHALL BE COMPACTED TO 95% OF MAXIMUM DENSITY (AASHTOT-180-74, METHOD D). BASE SHALL BE COMPOSED OF NEW PIT LIMEROCK.
- 4.- DENSITY TESTS WILL BE REQUIRED FOR EACH LAYER AND FOR EVERY 200 LN. FT. OR LESS OF TRENCH.

**STANDARD UTILITY INSTALLATION AT PAVED AREAS 1-17C**

SCALE: NONE

APP'D BY: A.D.

DRAWN BY: E.Z.

**DEPARTMENT OF PUBLIC WORKS**

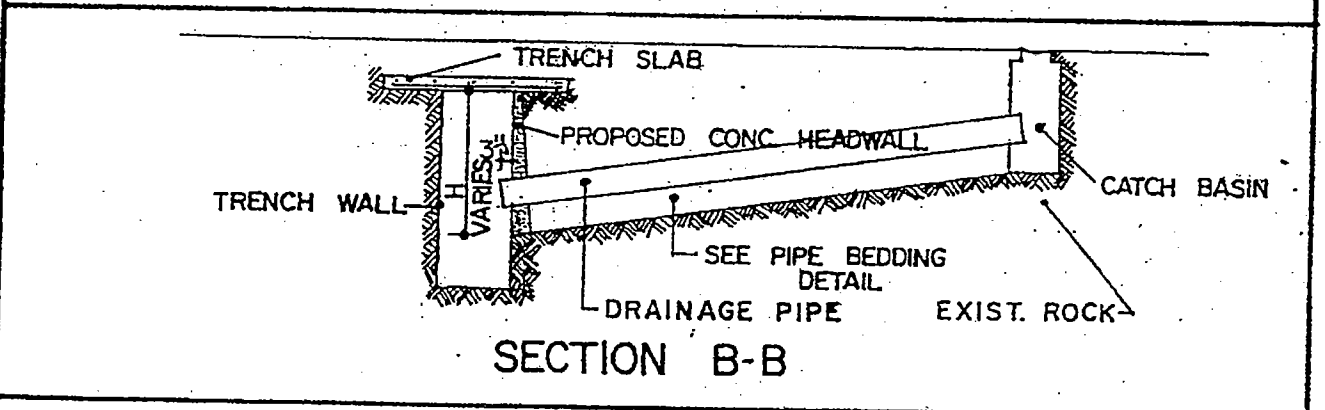
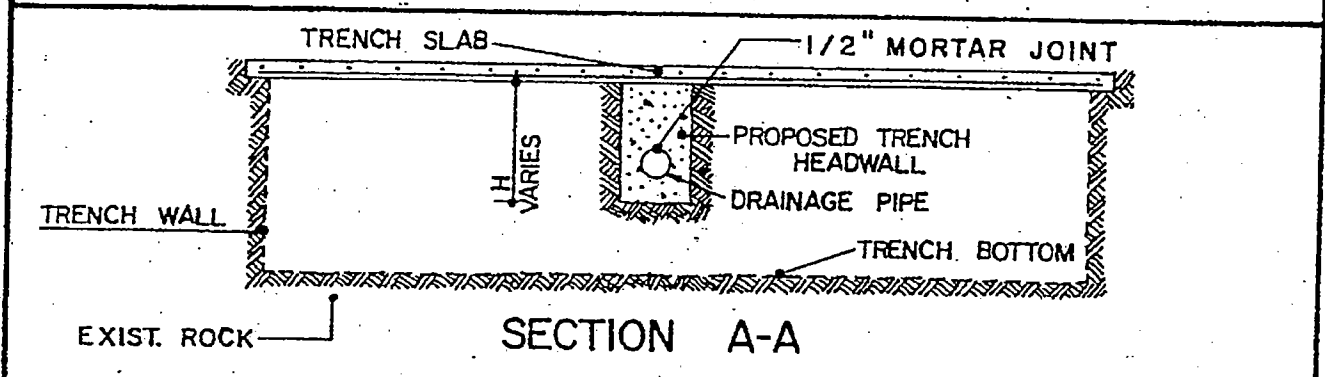
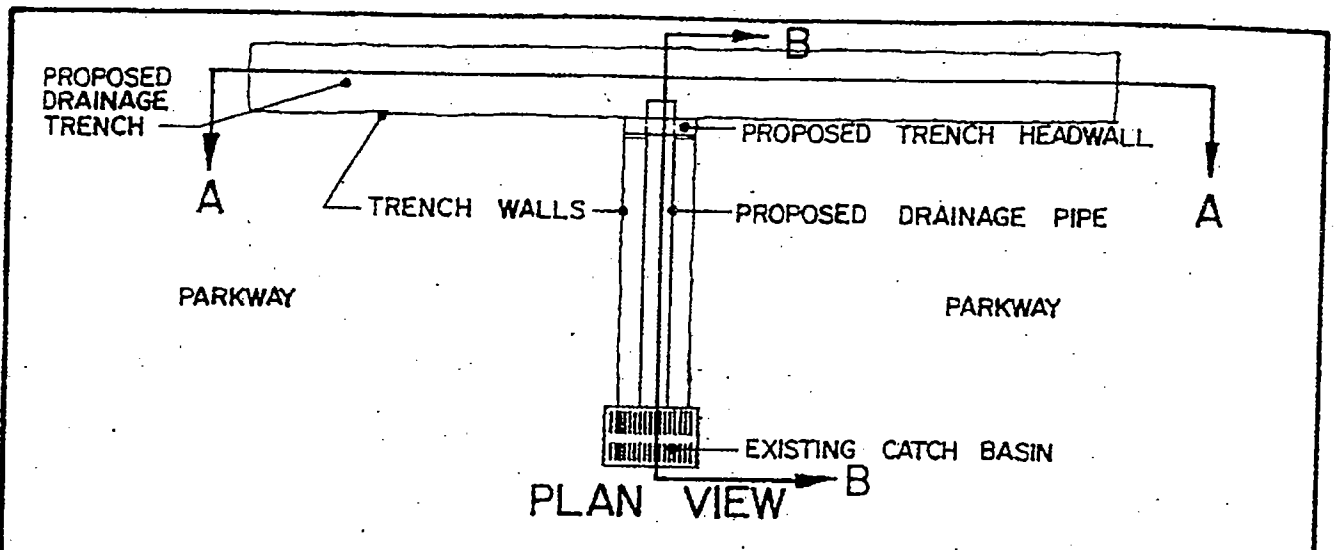
ENGINEERING DIVISION

**CITY OF CORAL GABLES, FLORIDA**

DATE: 2-14-89

SHEET 1 OF 1

FILE: 1500-69C



CONCRETE	THICKNESS	SCHEDULE
H	CONCRETE TOP	CONCRETE BOTTOM
0-5.0	8 IN.	12 IN.
5.0-10.0	12 IN.	16 IN.
*10.0-UP	16 IN.	20 IN.

NOTES:

1. PIPE TRENCH WALLS SHALL BE CLEANED AND ALL LOOSE PARTICLES REMOVED PRIOR TO CONSTRUCTION OF CONCRETE HEADWALL.

2. ALL HEADWALL CONCRETE SHALL BE 3,000 P.S.I.

\*3. WITH #4 REBARS AT 6" EACH WAY  $f_y = 60,000$

STANDARD DETAIL NO. 1-18

DATE: JAN. 3, 80

APP'D BY: A.L.

DRAWN BY: JAB

DEPARTMENT OF PUBLIC WORKS

ENGINEERING DIVISION

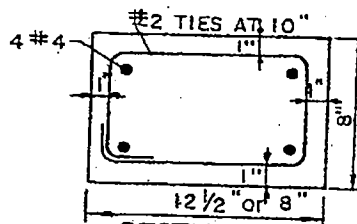
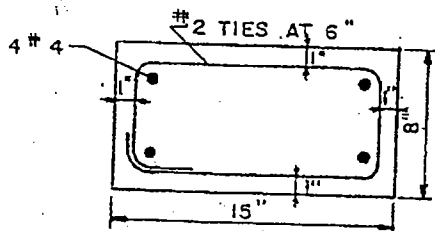
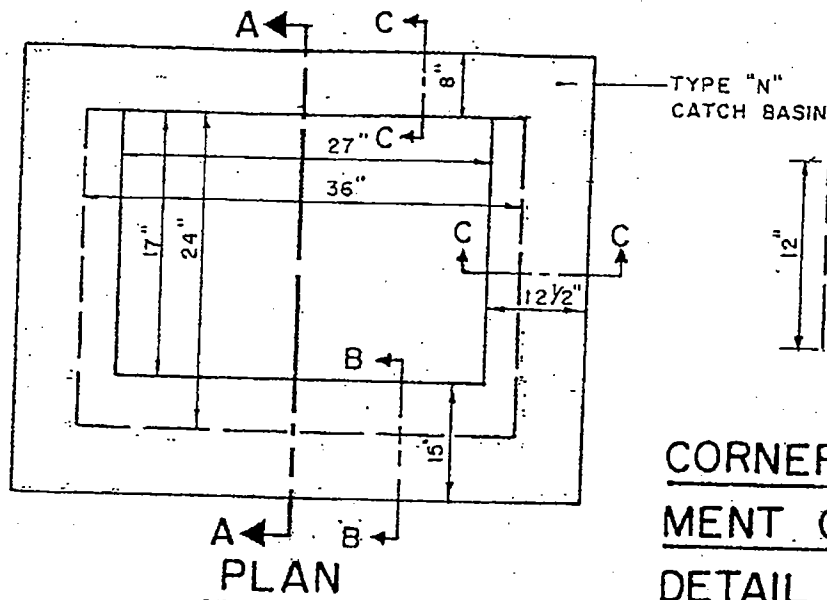
CITY OF CORAL GABLES, FLORIDA

REVISED  
4/82

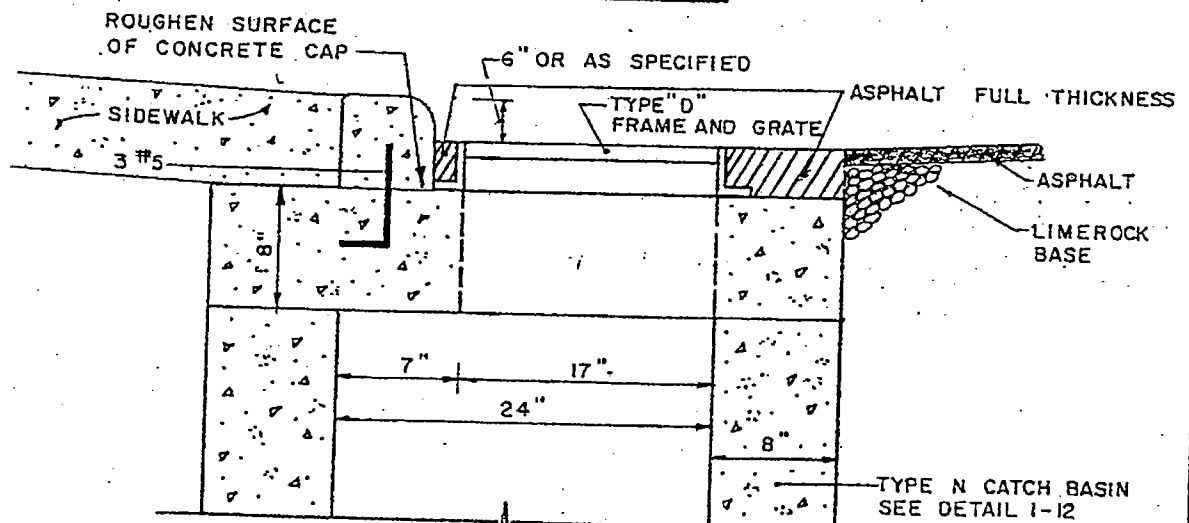
SCALE: NONE

SHEET NO. 1 OF 1

FILE NO. 1600-394



conc.  $f'_c = 3000$  PSI  
 reinforcement  $f_y = 60,000$  PSI  
 min. bar overlap =  $24d$



**SECTION A-A  
DETAIL 1-19**

CONVERSION OF TYPE "N" CATCH BASIN  
TO ACCEPT TYPE "D" FRAME AND GRATE

DATE: APRIL 15, 1982

APP'D BY: A.L.

DRAWN BY: T.J.

**DEPARTMENT OF PUBLIC WORKS**  
 ENGINEERING DIVISION  
 CITY OF CORAL GABLES, FLORIDA

SCALE: NO SCALE

SHEET NO. 1 OF 1

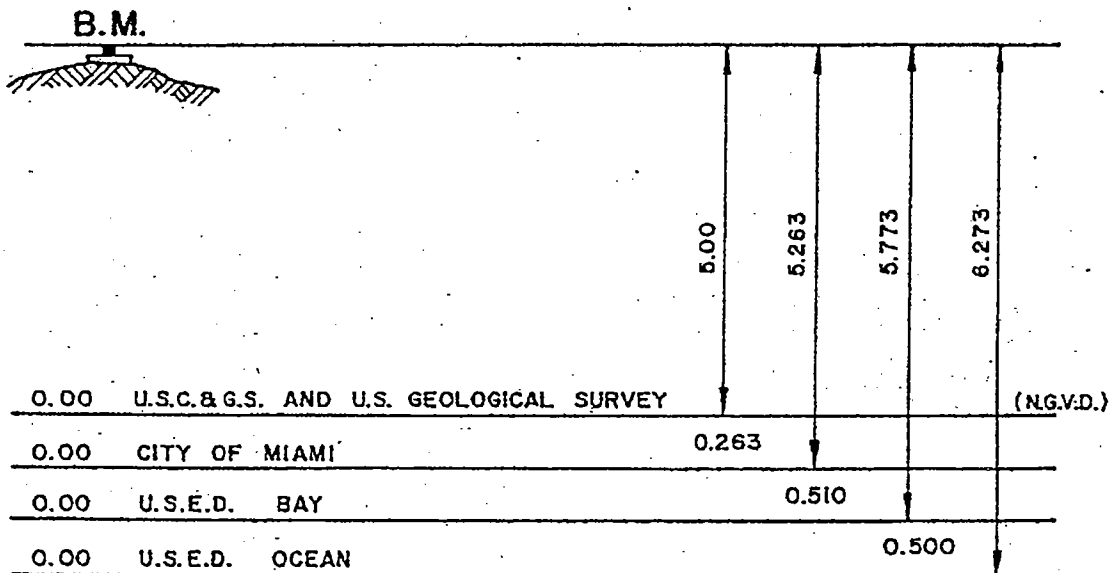
FILE NO. 1600-37 M



## RELATIVE DATUM PLANES

B. M.	U.S.E.D.	OCEAN	ELEV. 6.273 M.L.W.
B. M.	U.S.E.D.	BAY	ELEV. 5.773 M.L.W.
B. M.	CITY OF MIAMI		ELEV. 5.263 M.L.W.
B. M.	U.S.C. & G.S.		ELEV. 5.000 M.S.L.
B. M.	U.S. GEOL. SURVEY		ELEV. 5.000 M.S.L.
B. M.	N.G. V. D.		ELEV. 5.000 M.S.L.

THE ABOVE INDICATES THE COMPARATIVE ELEVATION OF A BENCH MARK FOR THE FOUR PLANES.



## DATUM PLANE RELATIONSHIPS

DETAIL I-20

REV. 3/85 ADD (N.G.V.D.) J.A.B.

DRAWN BY J.A.B.

APP'D BY DDF

DATE JUNE, 66

**DEPARTMENT OF PUBLIC WORKS**

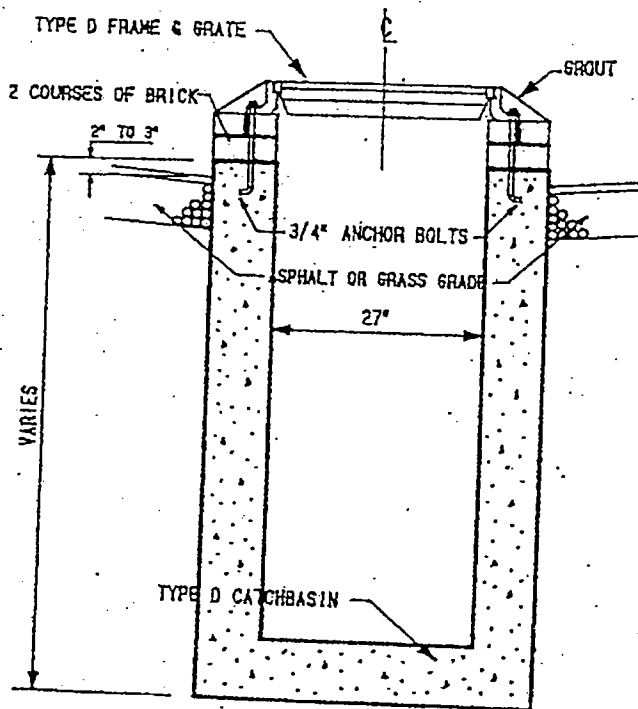
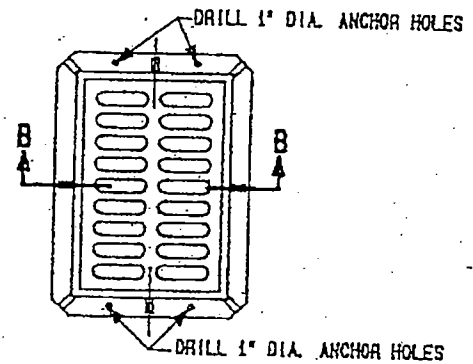
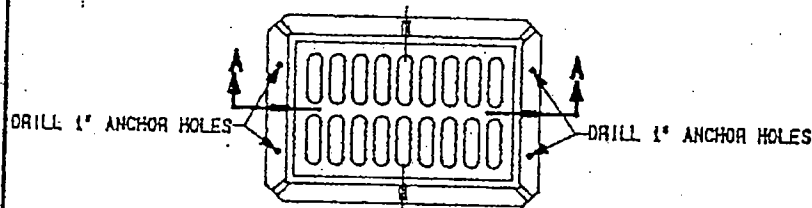
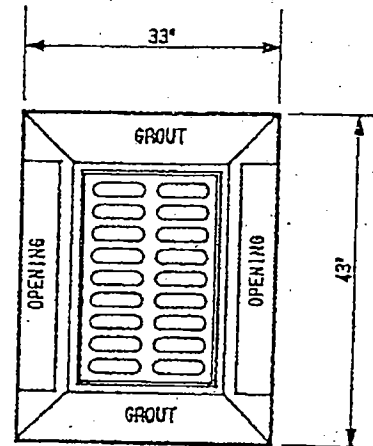
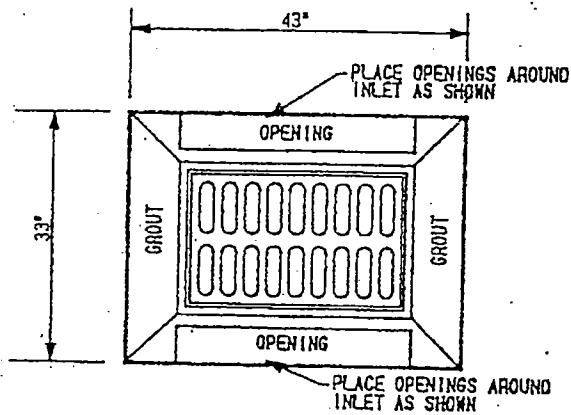
ENGINEERING DIVISION

CITY OF CORAL GABLES, FLORIDA

SCALE - NONE

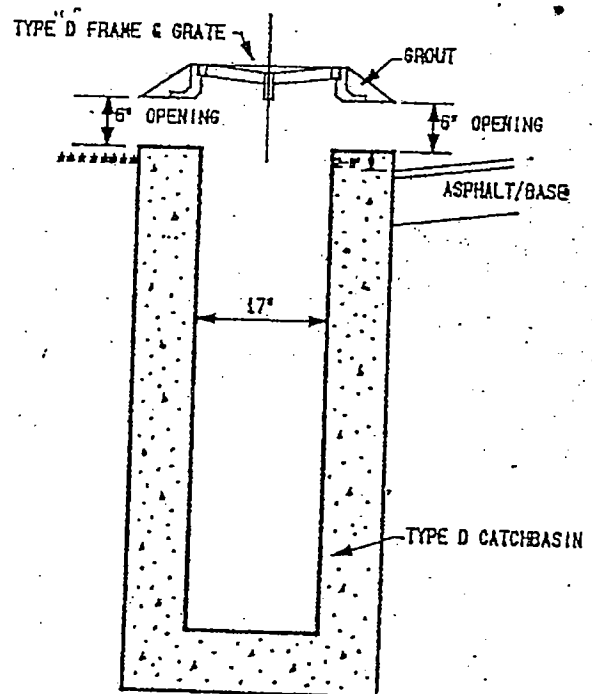
SHT. 1 of 1

FILE NO. 834



**SECTION AA**

SCALE: 1/2"=1'-0"



**SECTION BB**

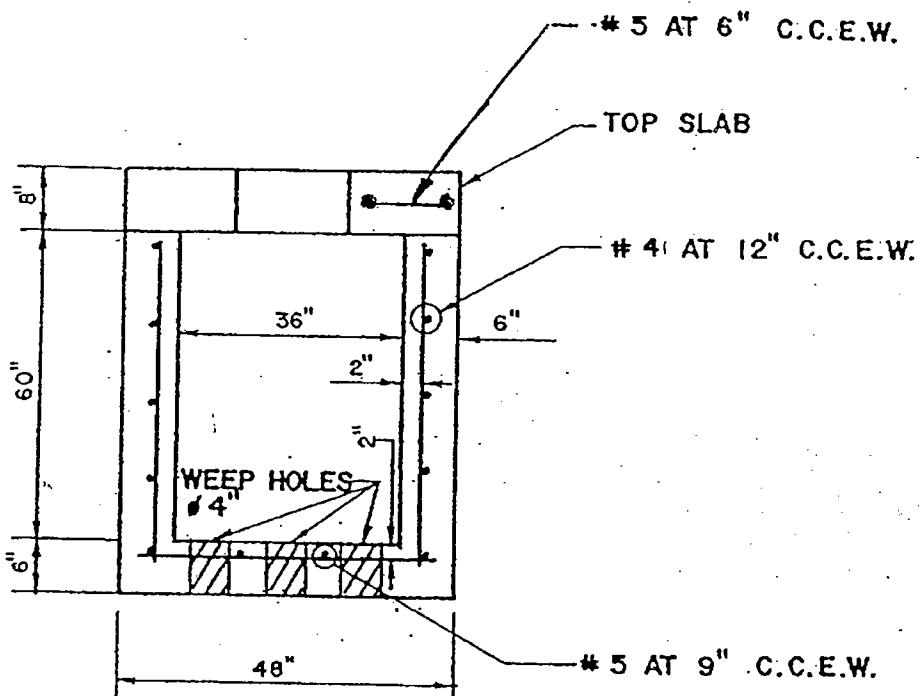
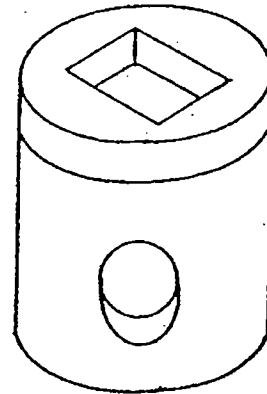
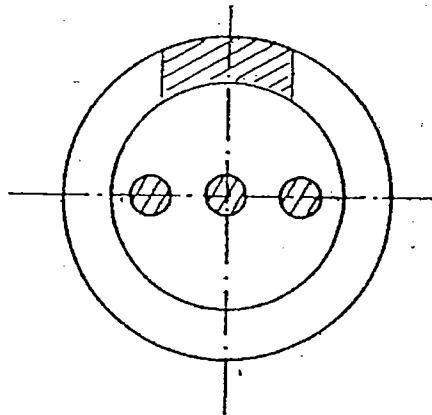
SCALE: 1/2"=1'-0"

1-21

DATE: 10/15/91  
 APP'D. BY: R. A. D.  
 DRWN. -BY: J. A. B.

**CITY OF CORAL GABLES, FLORIDA**  
**PUBLIC WORKS DEPARTMENT**  
 ENGINEERING DIVISION

SCALE: 1/2"=1'-0"  
 SHEET \* 1 OF 1  
 DRW. \* 2000-17M



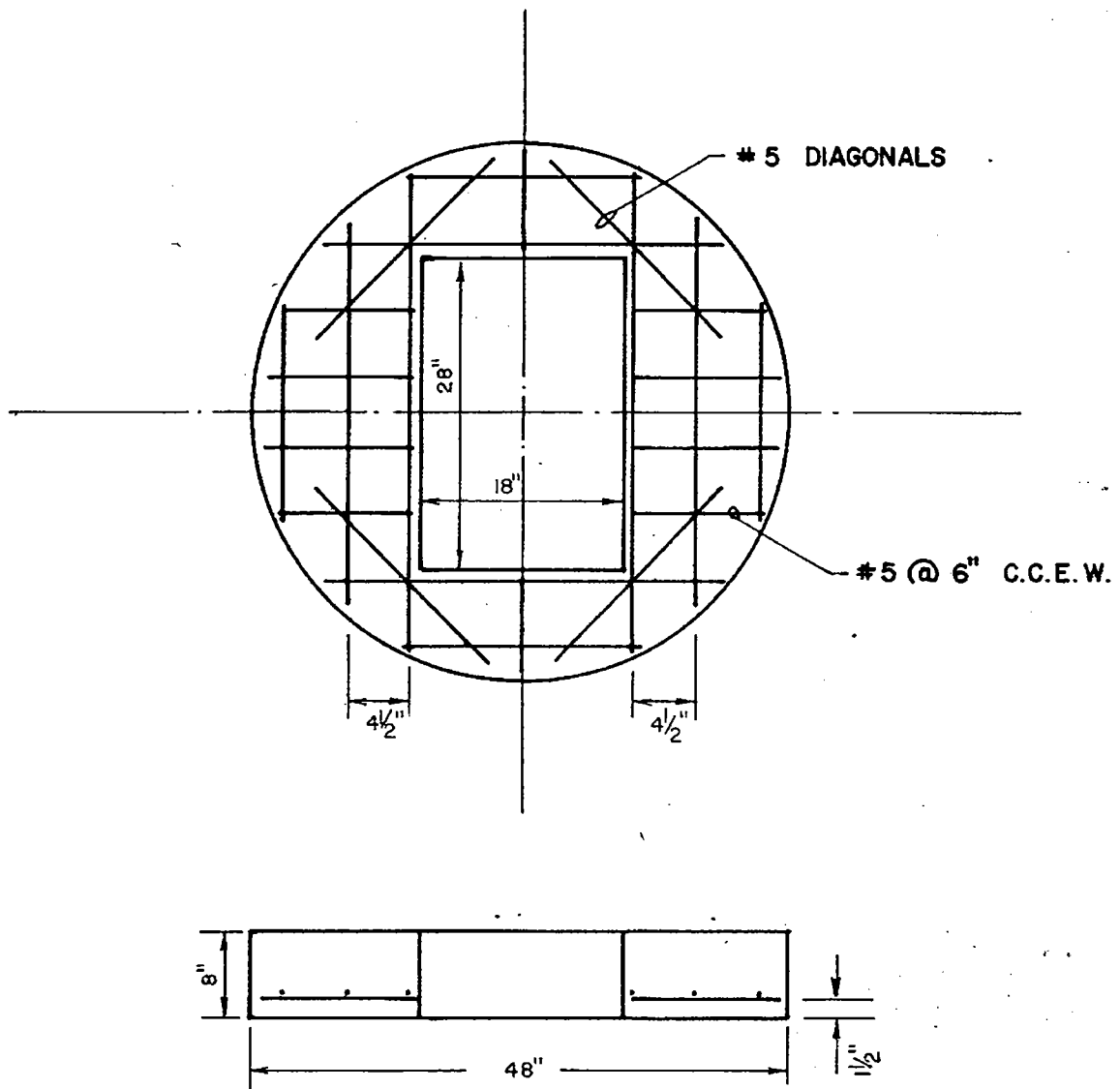
STEEL: GRADE 60  
4000 PSI CONCRETE @ 28 DAYS

1-22A

### 36" Ø CATCH BASIN

SCALE: N.T.S.	<b>DEPARTMENT OF PUBLIC WORKS</b> ENGINEERING DIVISION CITY OF CORAL GABLES, FLORIDA	DATE 04/15/93
APP'D T.D.S.		SHEET 1 OF 2
DRAWN BY WLJ		FILE 2000-42M

Rev. 6-21-08  
by MEM,



4000 PSI CONCRETE @ 28 DAYS

I- 22B

## TOP SLAB - 36" Ø CATCH BASIN

SCALE: NTS

APP'D T.D.S.

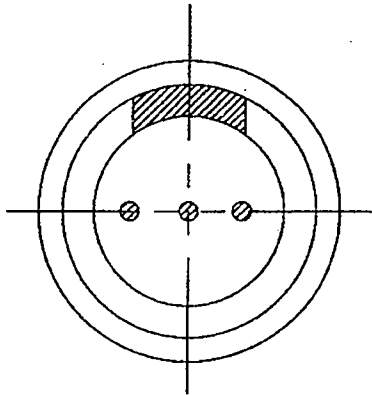
DRAWN BY WLJ

**DEPARTMENT OF PUBLIC WORKS**  
ENGINEERING DIVISION  
**CITY OF CORAL GABLES, FLORIDA**

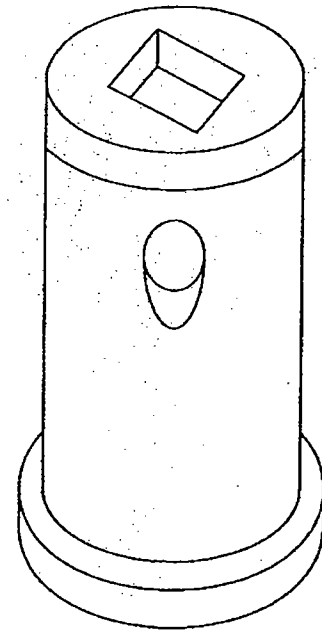
DATE 04/15/93

SHEET 2 OF 2

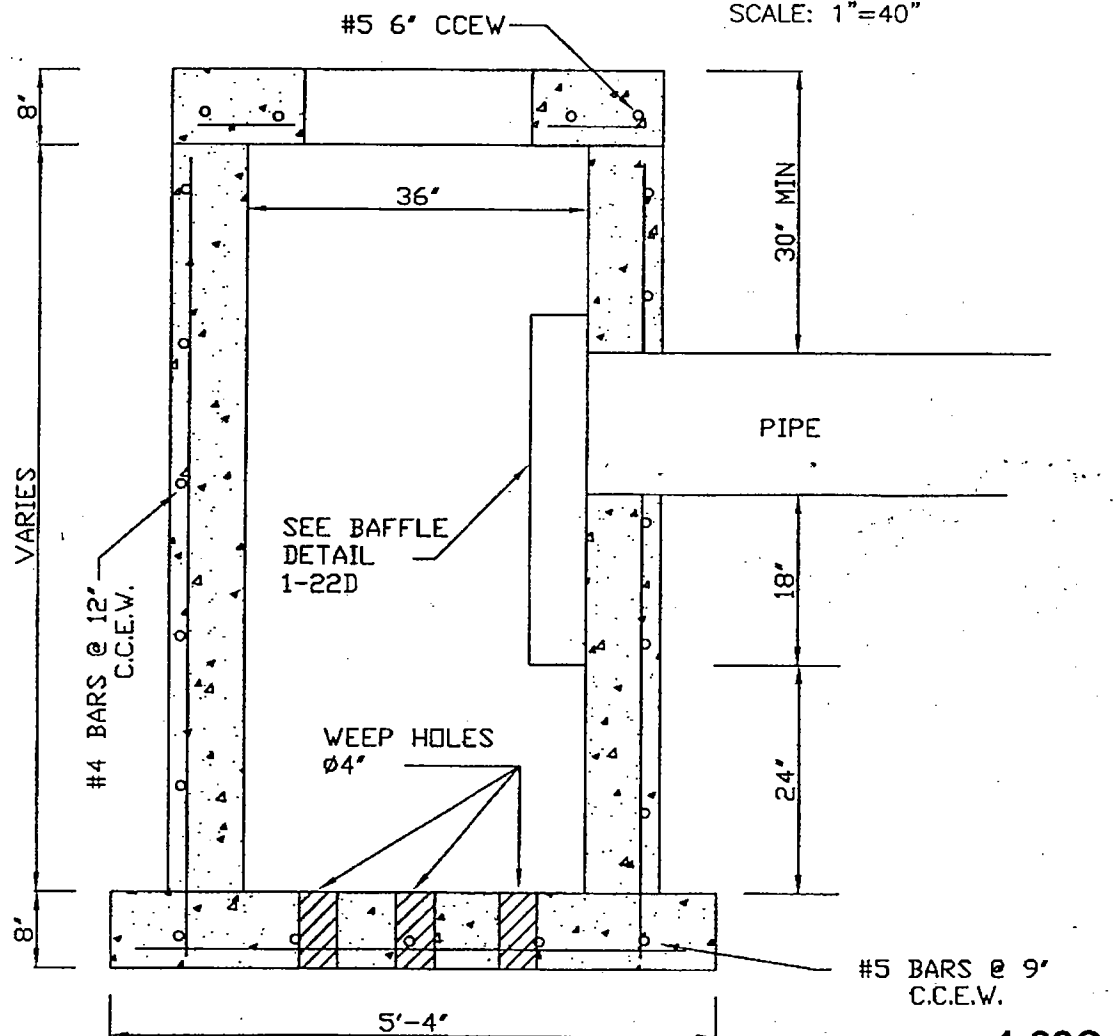
FILE 2000 - 43M



SCALE: 1"=40"



SCALE: 1"=40"



1-22C

REV. 6-21-08

## 36" Ø CATCH BASIN

DEPARTMENT OF PUBLIC WORKS  
ENGINEERING DIVISION  
CITY OF CORAL GABLES, FLORIDA

DATE: 05/23/2000

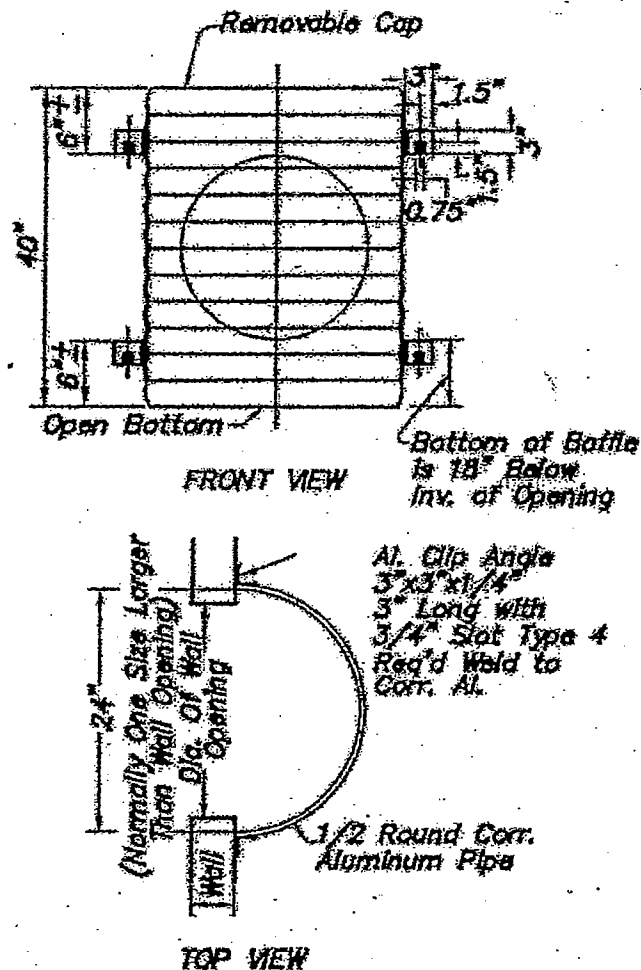
SHEET 3 OF 4

FILE 2200-74M

SCALE: 1"=20"

APP'D:TDS

DRAWN:WLJ



**NOTES:**

- 1- Baffle Shall Be Manufactured by Southern Culvert or Equal.

**POLLUTION RETARDANT**  
**BAFFLE DETAIL**

N.T.S.

1-22D

**POLLUTION RETARDANT BAFFLE**

SCALE: NTS

APP'D:TDS

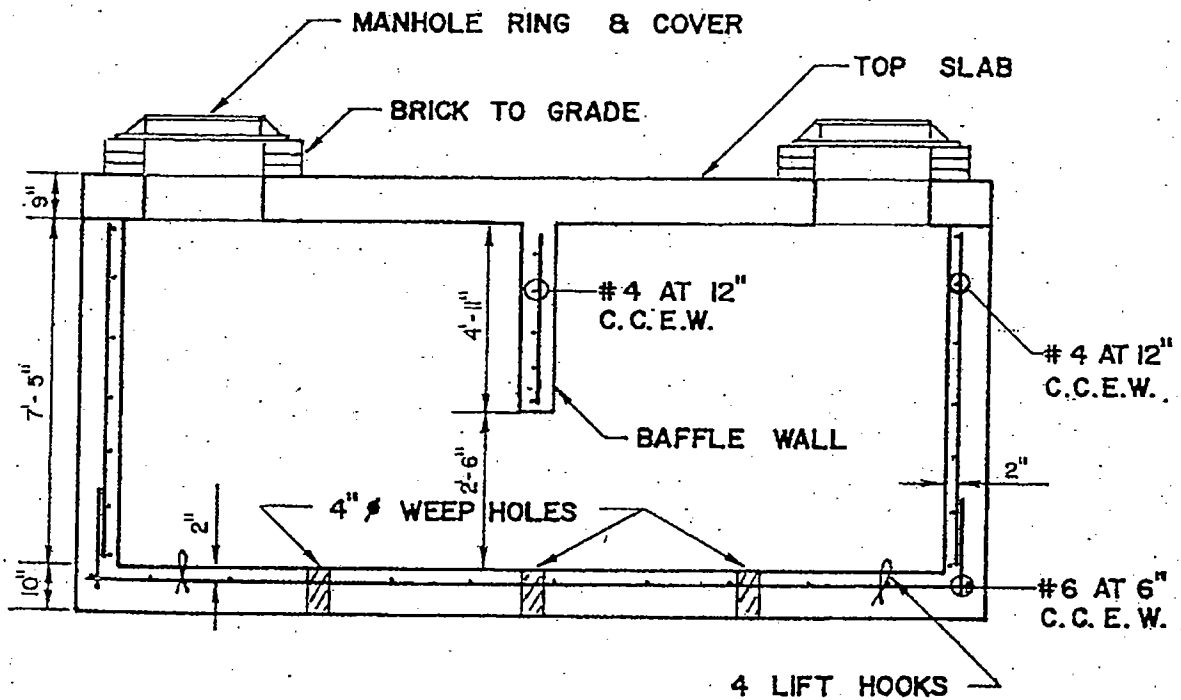
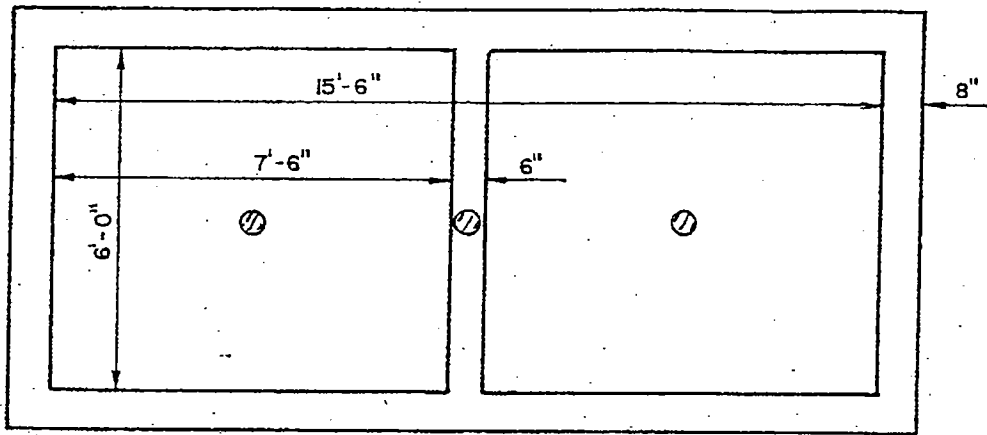
DRAWN:WLJ

**DEPARTMENT OF PUBLIC WORKS**  
ENGINEERING DIVISION  
CITY OF CORAL GABLES, FLORIDA

DATE: 05/23/2000

SHEET 4 OF 4

FILE 2200-73M



4000 PSI CONCRETE @ 28 DAYS

I-23A

## GREASE TRAP / DETENTION TANK

SCALE: NTS

APP'D T. D. S.

DRAWN BY: WLJ

DEPARTMENT OF PUBLIC WORKS

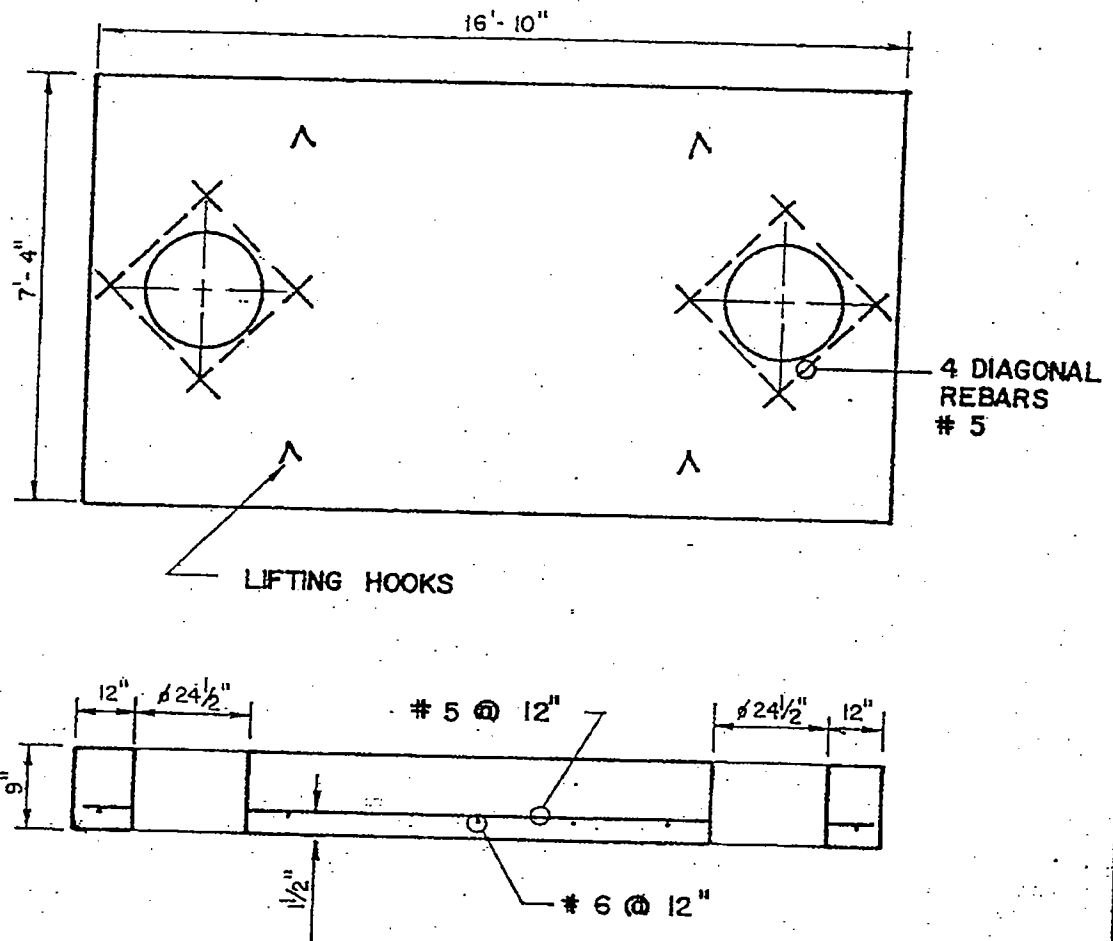
ENGINEERING DIVISION

CITY OF CORAL GABLES, FLORIDA

DATE 04/15/93

SHEET 1 OF 2

FILE 2000-44 M



4000 PSI CONCRETE @ 28 DAYS

I-23B

# TOP SLAB - GREASE TRAP / DETENTION TANK

SCALE: NTS

APP'D T.D.S.

DRAWN BY WLJ

DEPARTMENT OF PUBLIC WORKS

ENGINEERING DIVISION

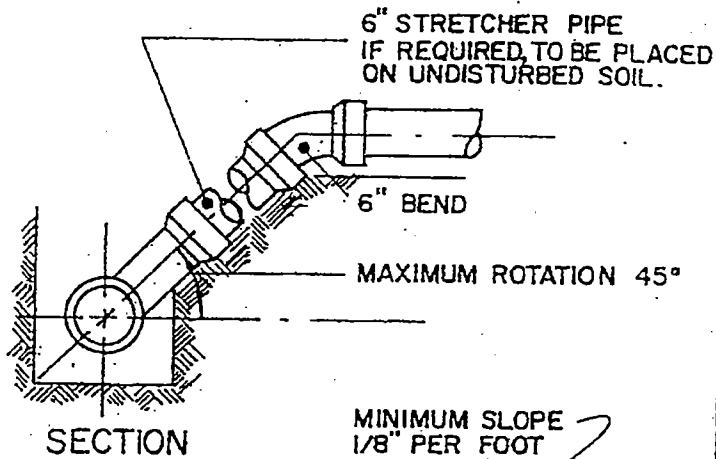
CITY OF CORAL GABLES, FLORIDA

DATE 04/15/93

SHEET 2 OF 2

FILE 2000 - 45M





SECTION



SHALLOW CONNECTION

### NOTE

6" SERVICE PIPE AT 1/8" / FT. SLOPE TO  
R. MAINTAIN 30" COVER AT R.

PROPOSED GRADE

2-6" LONG RADIUS 1/8 BENDS

MIN. SLOPE  
1/8" / FOOT

6" MIN. CONC.  
BARREL ENCASE.

6" V.C. RISER PIPE

8' OR GREATER

1" TYPE S-1 A.C.C.

PERMANENT WEAR. SURF. WIDTH.  
VARIES, MAX. 5' UNLESS NOTED.

TEMPORARY  
SURF. (varies) 12" max.  
typ.

CUT  
EXIST.  
PAV'T. HERE FOR  
TRENCH EXCAV.

6" MINIMUM

CUT BACK EXIST.  
PAV'T. TO FINAL  
EDGE PRIOR TO  
CONST'G. PERM.  
WEARING SURF.  
(TRIM W/POWER  
SAW ALONG STRAIGHT  
LINE.)

NEW 6" COMP.  
L.R. BASE (AS  
SPECIFIED)  
PRIME COAT  
ALL SURFACES  
& EDGES.

VARIES

TYPICAL PAVEMENT REMOVAL AND  
REPLACEMENT.

### NOTE

COST FOR CON-  
NECTING WYES,  
& RISERS TO BE  
INCLUDED IN UNIT  
PRICES OF SAN.  
MAIN.

6" LONG RADIUS  
1/8 BEND

8" x 6" OR  
10" x 6" WYE

DEEP CONNECTION

NO SCALE

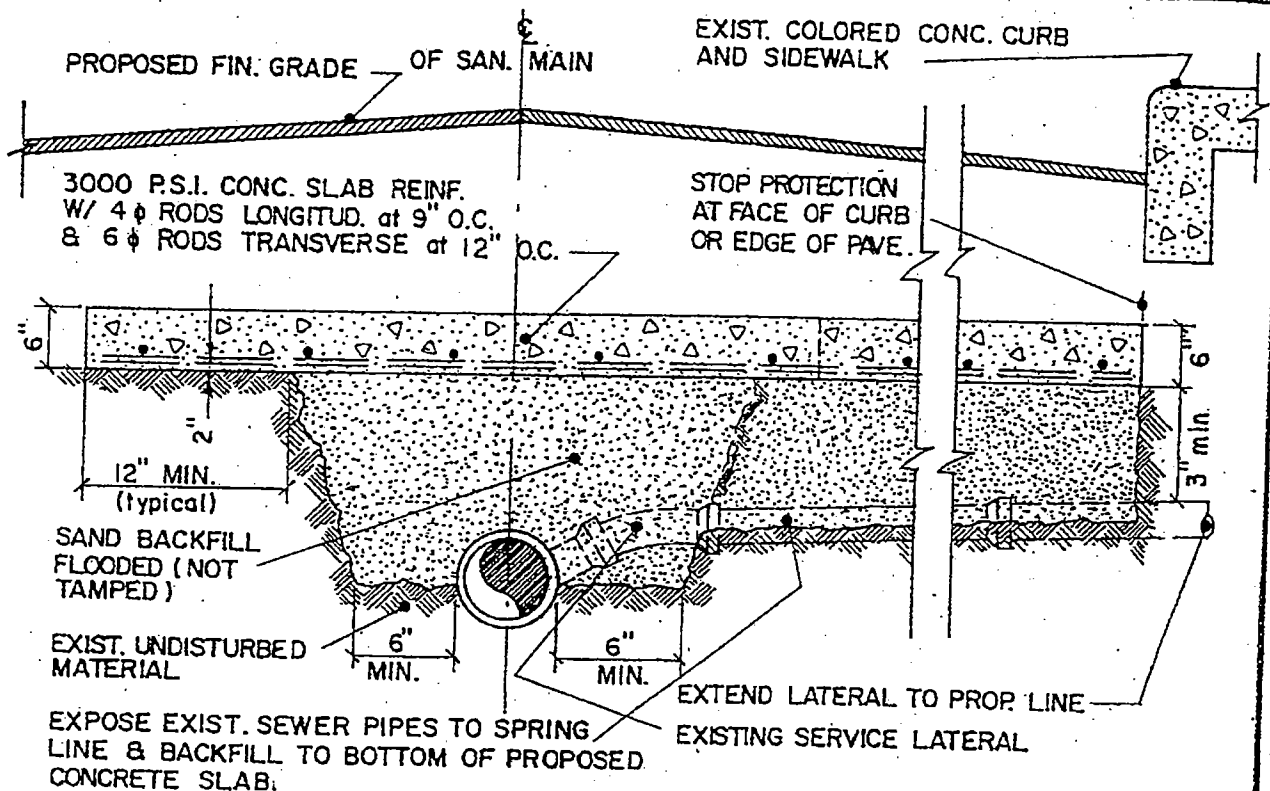
APPROVED

REVISED  
4/75

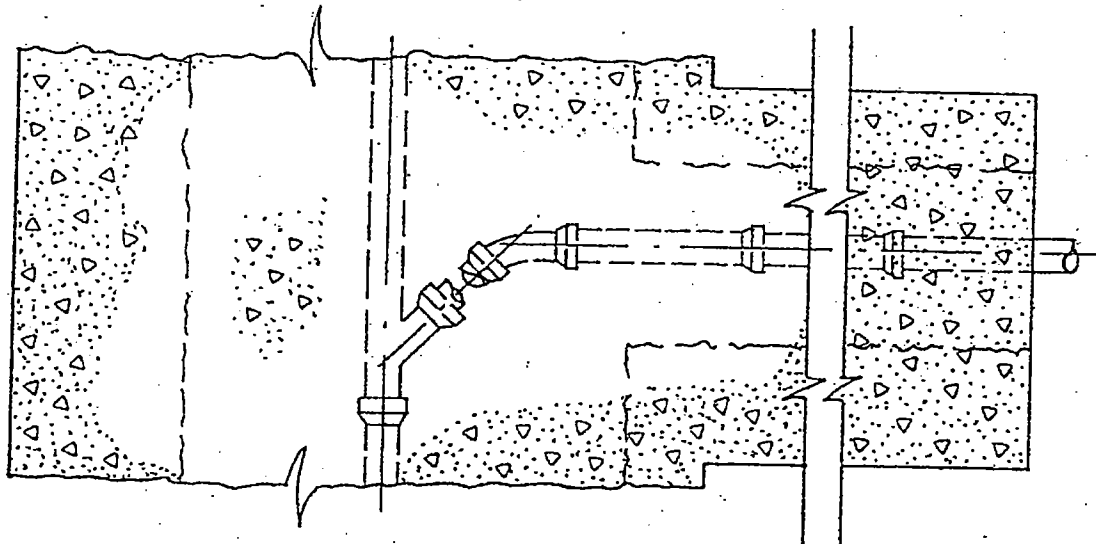
DEPT. of PUBLIC WORKS  
ENGINEERING DIVISION  
CITY of CORAL GABLES

STANDARD DETAIL  
TYPICAL SANITARY  
SEWER DETAILS

2-1



## SECTION



## PLAN

NOTE: PROTECTIVE SLAB TO BE PROVIDED ON ALL SANITARY SEWER MAINS AND LATERALS WITH LESS THAN 30" COVER AS PER SPECIFICATIONS.

NO SCALE

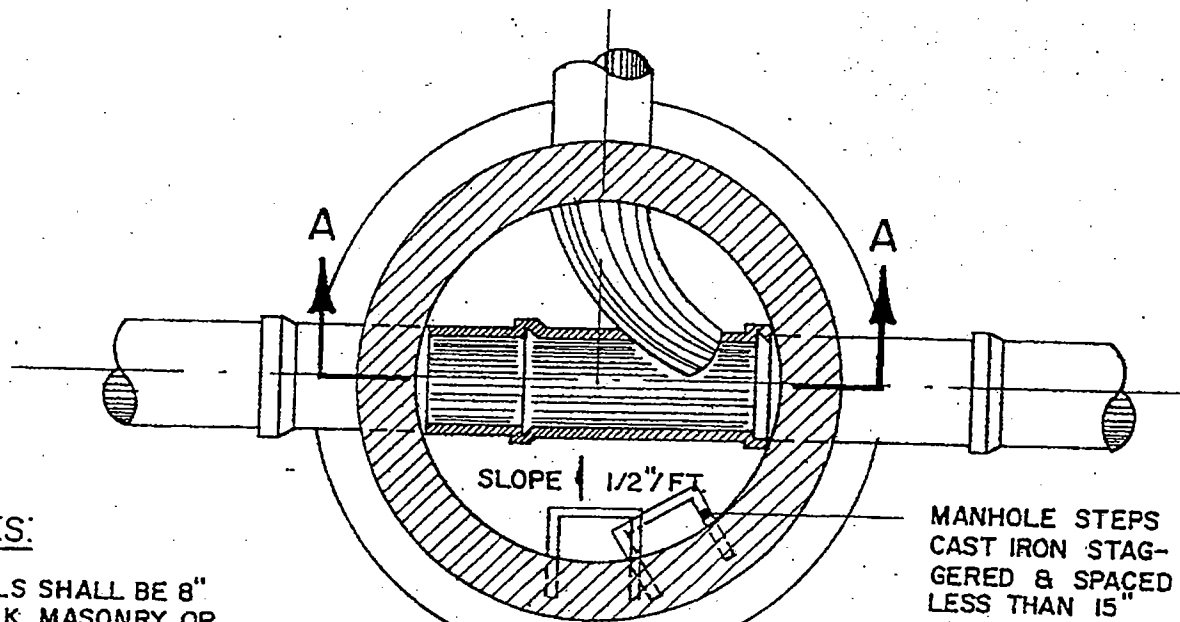
APPROVED

REVISED  
4/75

DEPT. of PUBLIC WORKS  
ENGINEERING DIVISION  
CITY of CORAL GABLES

STANDARD DETAIL  
TYPICAL PROTECTIVE  
SLAB DETAIL

2-2



**NOTES:**

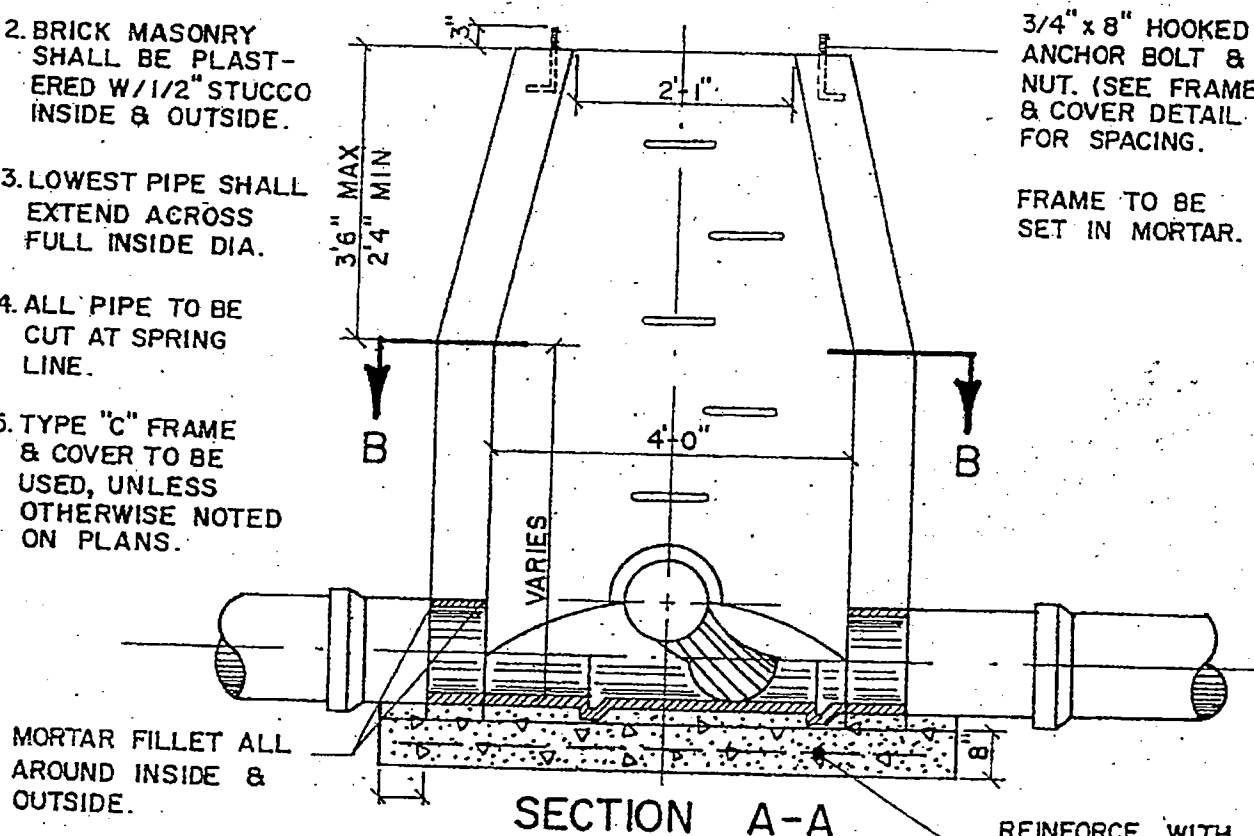
1. WALLS SHALL BE 8" BRICK MASONRY, OR 3000 P.S.I. CONCRETE POURED IN PLACE.
2. BRICK MASONRY SHALL BE PLASTERED W/1/2" STUCCO INSIDE & OUTSIDE.
3. LOWEST PIPE SHALL EXTEND ACROSS FULL INSIDE DIA.
4. ALL PIPE TO BE CUT AT SPRING LINE.
5. TYPE "C" FRAME & COVER TO BE USED, UNLESS OTHERWISE NOTED ON PLANS.

MANHOLE STEPS  
CAST IRON STAG-  
GERED & SPACED  
LESS THAN 15"  
APART.

**SECTION-B-B**

3/4" x 8" HOOKED  
ANCHOR BOLT &  
NUT. (SEE FRAME  
& COVER DETAIL  
FOR SPACING.)

FRAME TO BE  
SET IN MORTAR.



**SECTION A-A**

REINFORCE WITH  
#4 AT 12" E.W.

**NOTE:**

PRECAST REINFORCED CONCRETE MANHOLES MAY BE  
SUBSTITUTED IF APPROVED BY THE ENGINEER.

APPROVED A.L.	DEPT. of PUBLIC WORKS	STANDARD DETAIL	
REVISED 4/75	ENGINEERING DIVISION	TYPE "C" MANHOLE	2-3
	CITY of CORAL GABLES	NO SCALE	

NOTE:

OBTAIN INV. ELEVATIONS FROM  
CONSTRUCTION PLANS.

8" BRICK OR CONC.  
STANDARD MANHOLE  
WALL.

NOTES:

WALLS SHALL BE  
8" BRICK MASONRY,  
OR 3000 P.S.I.  
CONCRETE POURED  
IN PLACE.

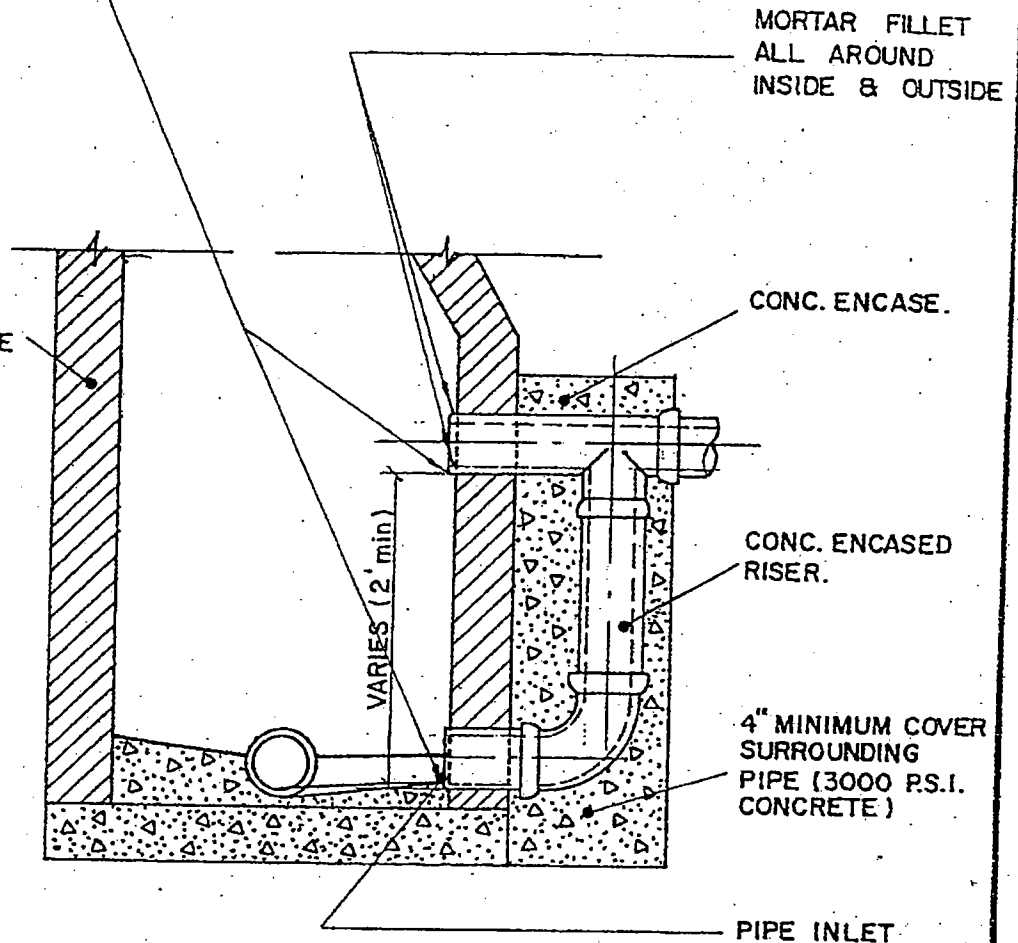
ALL PIPE TO BE  
CUT AT SPRING  
LINE.

LOWEST PIPE  
SHALL EXTEND  
ACROSS FULL INSIDE  
DIAMETER

BRICK MASONRY SHALL  
BE PLASTERED W/1/2"  
STUCCO, INSIDE &  
OUTSIDE.

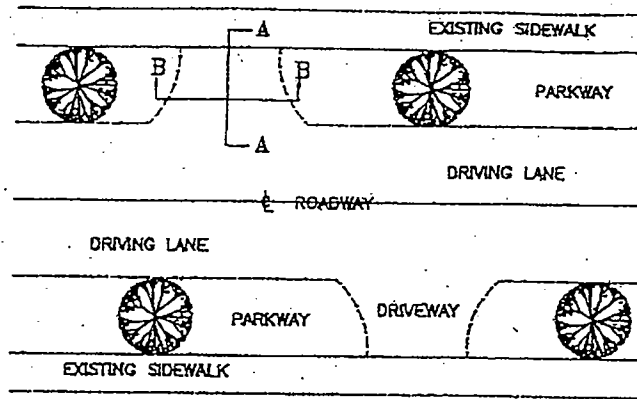
NOTE:

DROP CONNECTION TO BE CONSTRUCTED WITH TYPE "C" MANHOLE WHERE DROP IS  
GREATER THAN 2' OR AS A MODIFICATION TO EXIST MANHOLE AS REQUIRED PER  
PLANS.



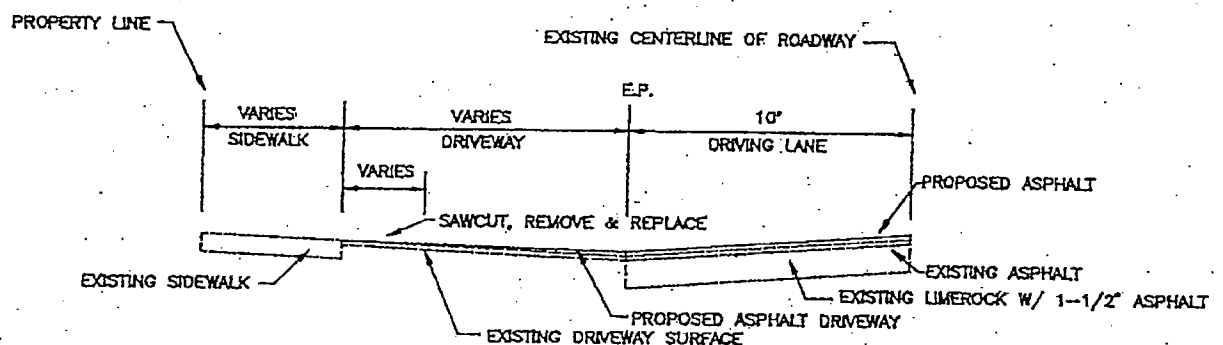
TYPICAL SECTION

APPROVED <i>[Signature]</i>	DEPT. of PUBLIC WORKS	STANDARD DETAIL	
REVISED 4/75	ENGINEERING DIVISION	DROP MANHOLE CONN.	2-4
	CITY of CORAL GABLES	NO SCALE	



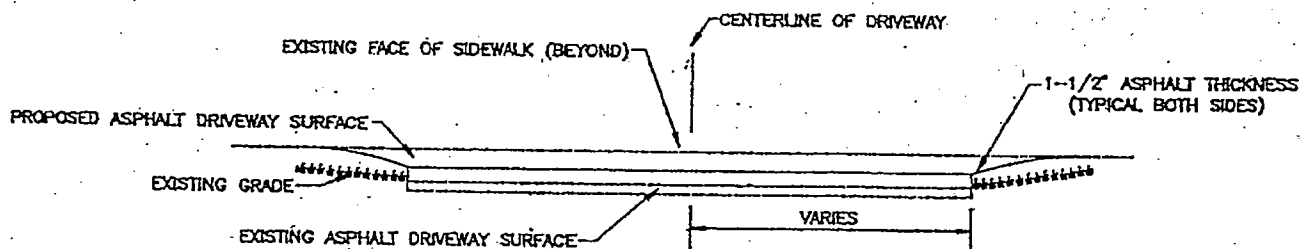
PLAN VIEW

NO SCALE



SECTION A-A

NO SCALE



SECTION B-B

NO SCALE

### DETAIL NO. 3-1

## TYPICAL DRIVEWAY DETAIL STREET IMPROVEMENT PROGRAM

SCALE: AS SHOWN

APP'D. R.A.D.

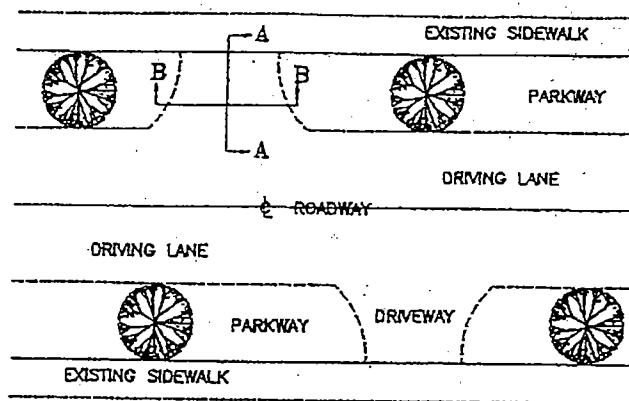
DRWN. BY: J.A.B.

DEPARTMENT OF PUBLIC WORKS  
ENGINEERING DIVISION  
CITY OF CORAL GABLES, FLORIDA

DATE: 4/27/92

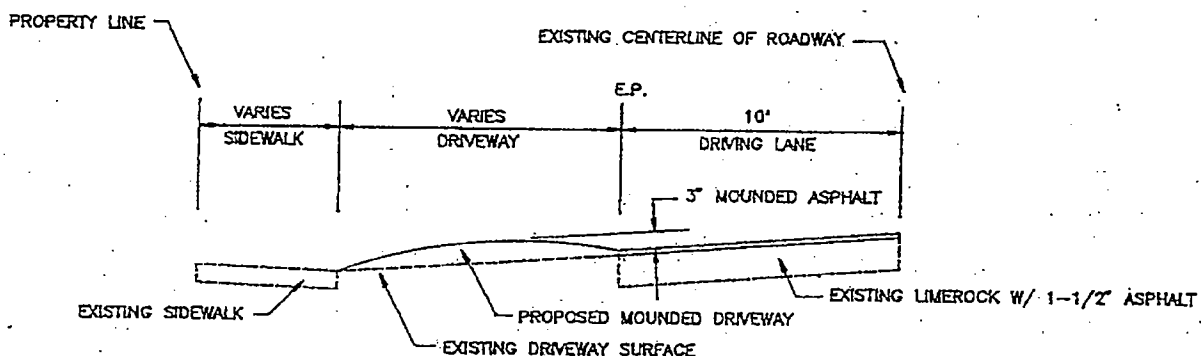
SHEET: 1 OF 1

FILE: 1900-80M



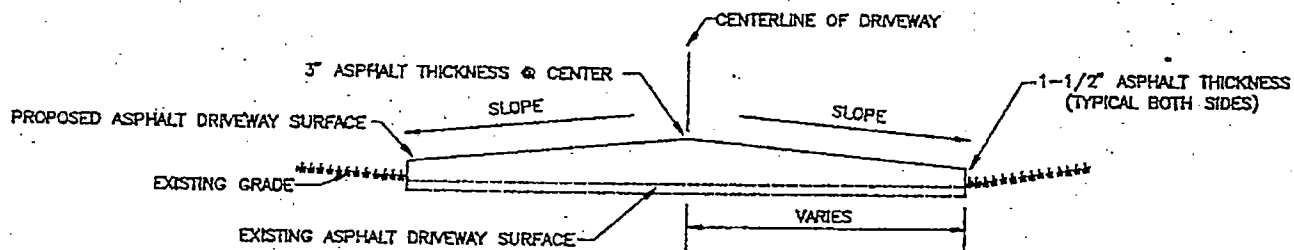
PLAN VIEW

NO SCALE



SECTION A-A

NO SCALE



SECTION B-B

NO SCALE

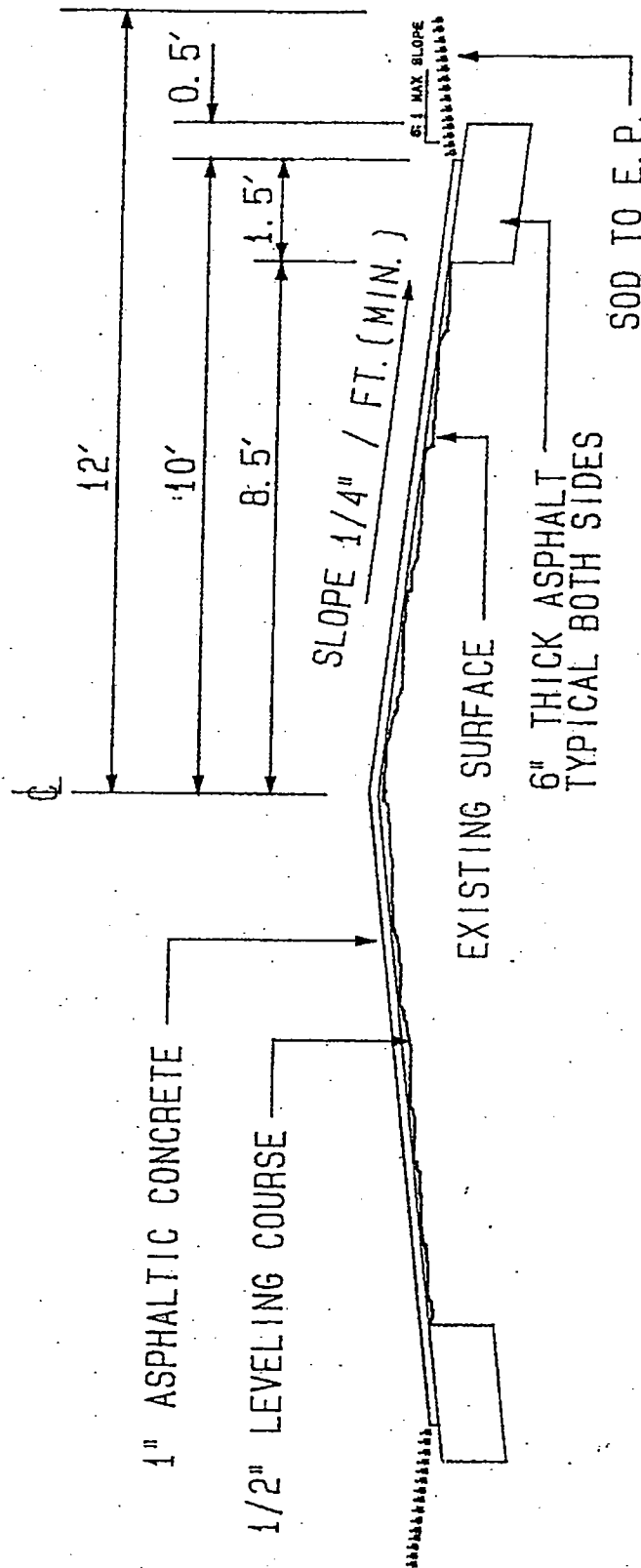
## DETAIL NO. 3-2

### SPECIAL DRIVEWAY DETAIL STREET IMPROVEMENT PROGRAM

SCALE: AS SHOWN  
APP'D. R.A.D.  
DRWN. BY: J.A.B.

DEPARTMENT OF PUBLIC WORKS  
ENGINEERING DIVISION  
CITY OF CORAL GABLES, FLORIDA

DATE: 4/27/92  
SHEET: 1 OF 1  
FILE: 1900-80M

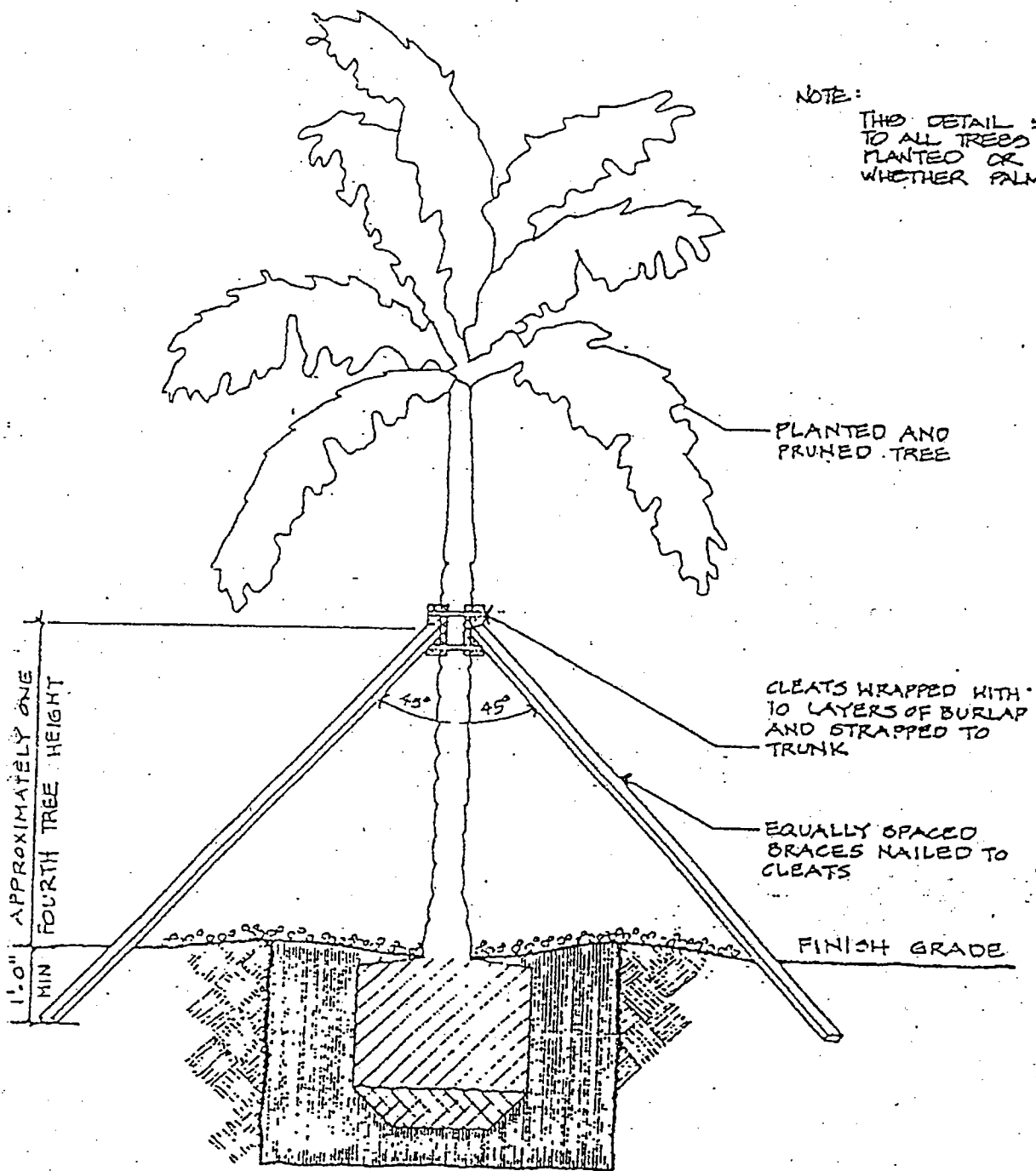


# TYPICAL RESIDENTIAL STREET SECTION

NO SCALE

DETAIL NO. 3-3

SCALE: NONE	DEPARTMENT OF PUBLIC WORKS ENGINEERING DIVISION CITY OF CORAL GABLES, FLORIDA	DATE: 4/23/92
APP'D: R. A. D.		SHEET: 1 OF 2
DRAWN BY: J. A. B.		FILE: STCOND.



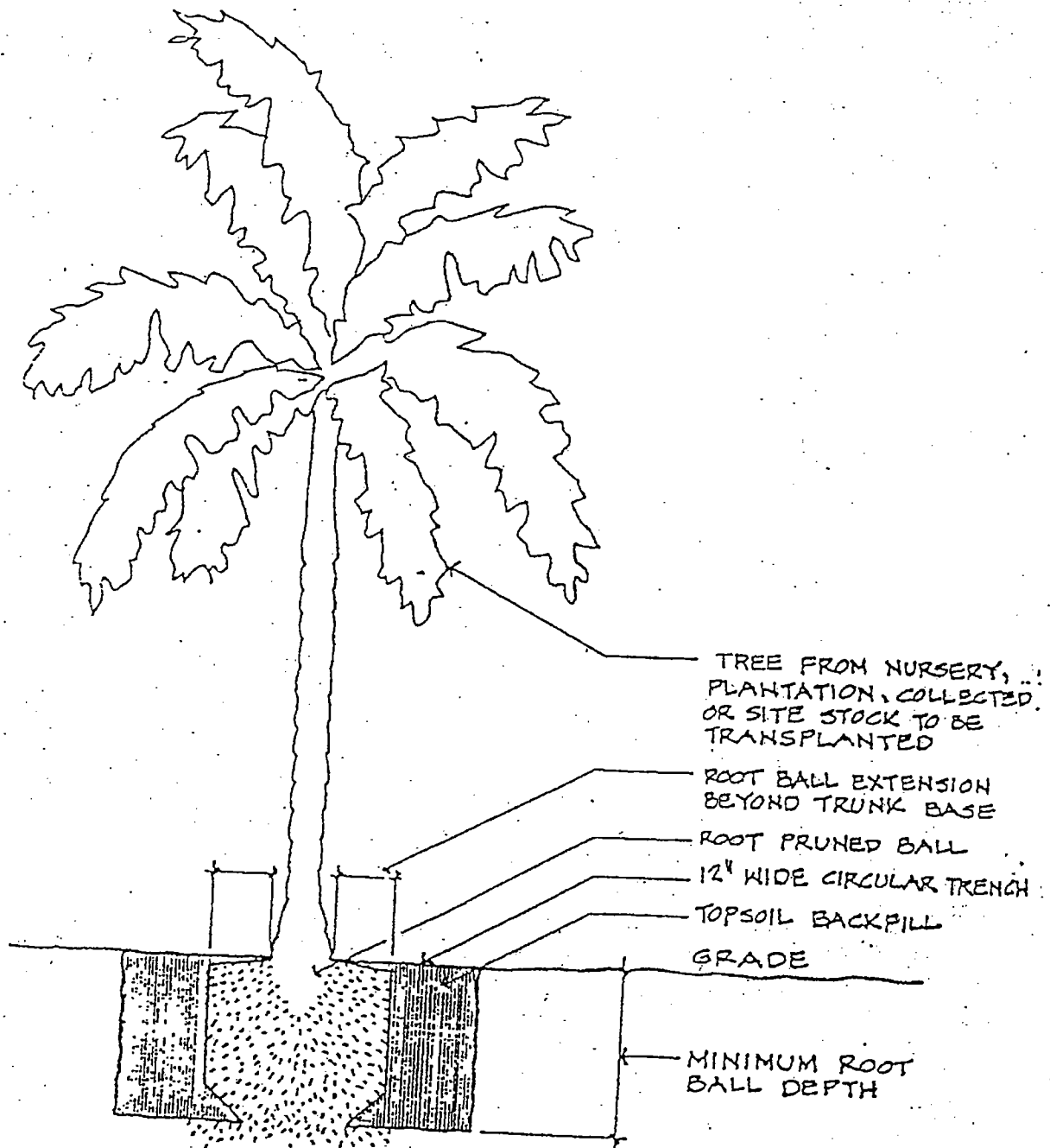
NOTE:

THIS DETAIL SHALL APPLY  
TO ALL TREES TO BE  
PLANTED OR RELOCATED  
WHETHER PALMS OR OAK

CALIPER	CLEATS	STRAPS	BRACES	NAILS
4" - 8"	2 x 4 x 8"	2 - 1/2" x .020"	3 - 2 x 4	2 - 16d
8" - 10"	2 x 4 x 12"	3 - 1/2" x .020"	3 - 2 x 4	3 - 16d
10" - 16"	2 x 4 x 12"	3 - 1/2" x .020"	4 - 2 x 4	3 - 16d

BRACING DETAIL NO SCALE



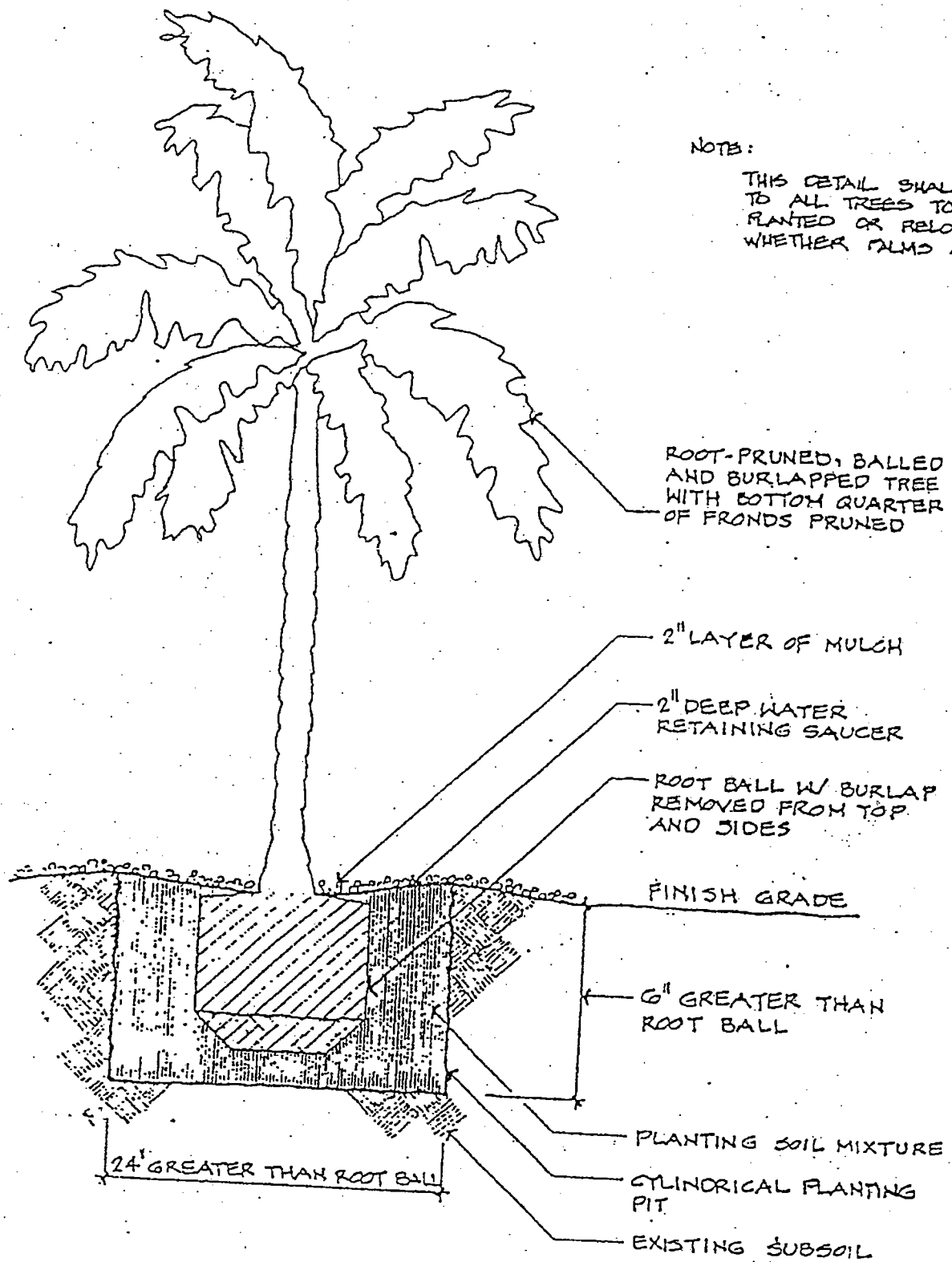


NOTE:

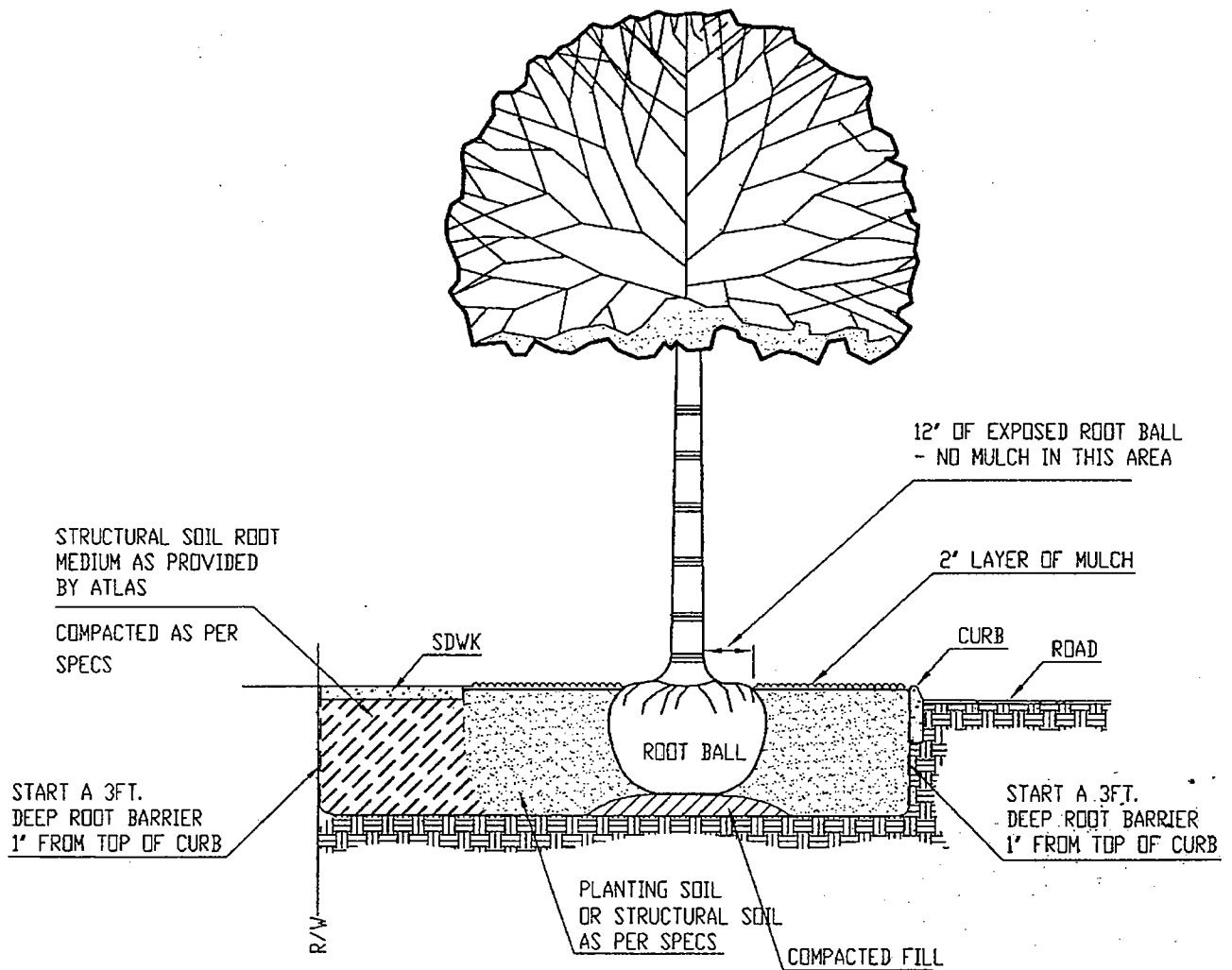
THIS DETAIL SHALL APPLY TO ALL TREES TO BE PLANTED OR RELOCATED, WHETHER PALMS OR OAKS.

DIGGING DETAIL

NO SCALE



PLANTING DETAIL NO SCALE



4-4

## SINGLE STEM TREE - DETAIL

SCALE: NTSC

APP'D:

DRAWN:WLJ

DEPARTMENT OF PUBLIC WORKS

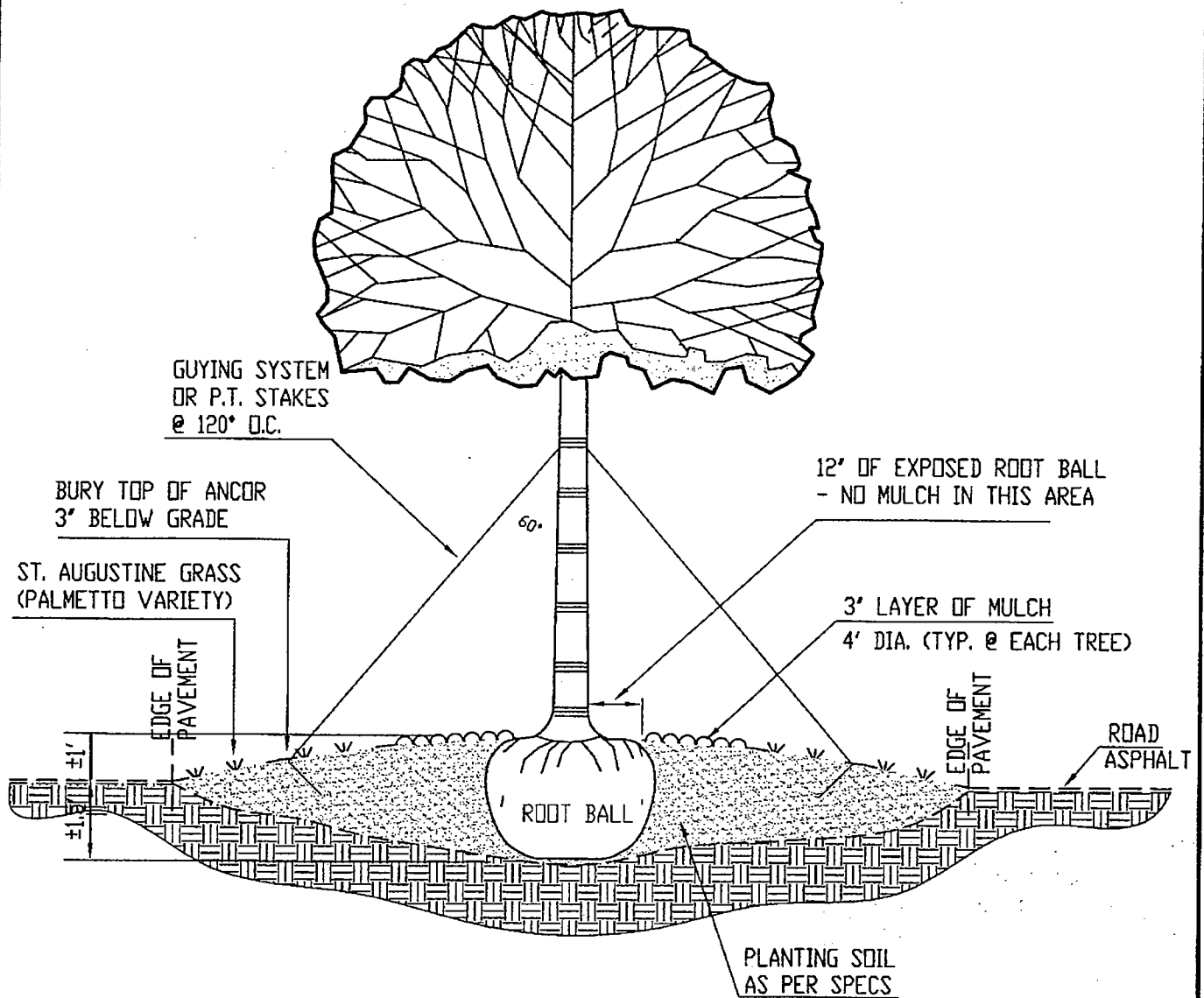
ENGINEERING DIVISION

CITY OF CORAL GABLES, FLORIDA

DATE: 06/18/2008

SHEET 1 OF 1

FILE



DETAIL:  
N.T.S.

4-4A

## SINGLE STEM TREE — DETAIL

SCALE: N.T.S.

APP'D:

DRAWN BY: L.J.

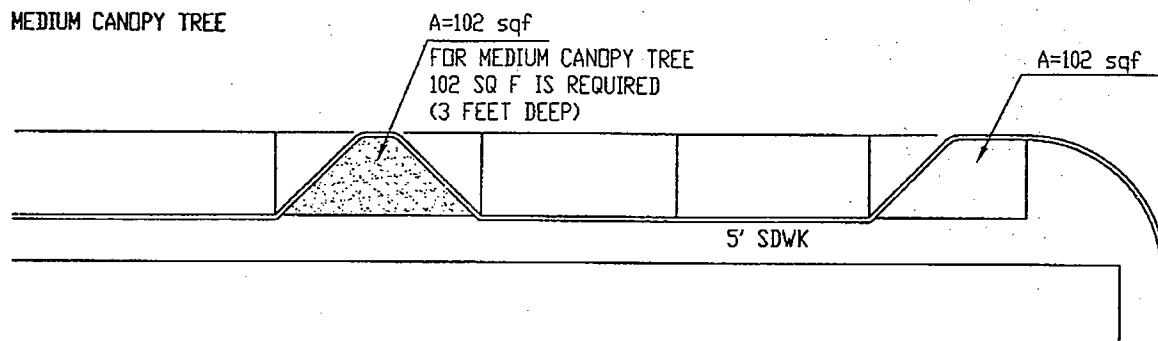
DEPARTMENT OF PUBLIC WORKS  
ENGINEERING DIVISION  
CITY OF CORAL GABLES, FLORIDA

DATE: 02-19-2010

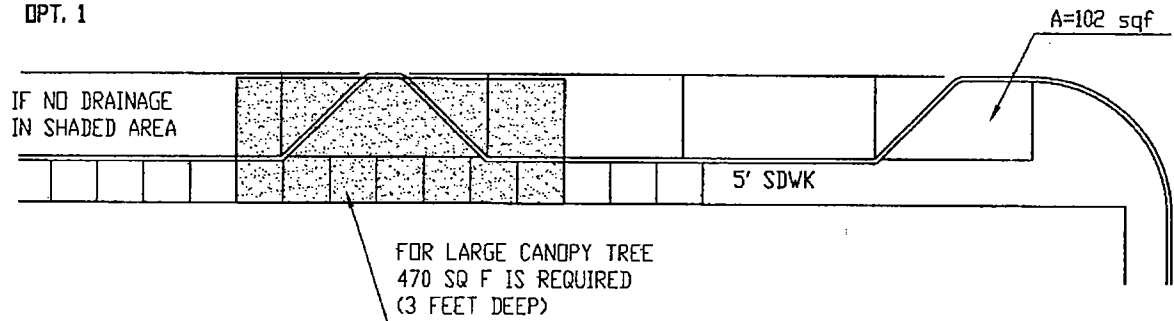
SHEET: 1 OF 1

FILE:

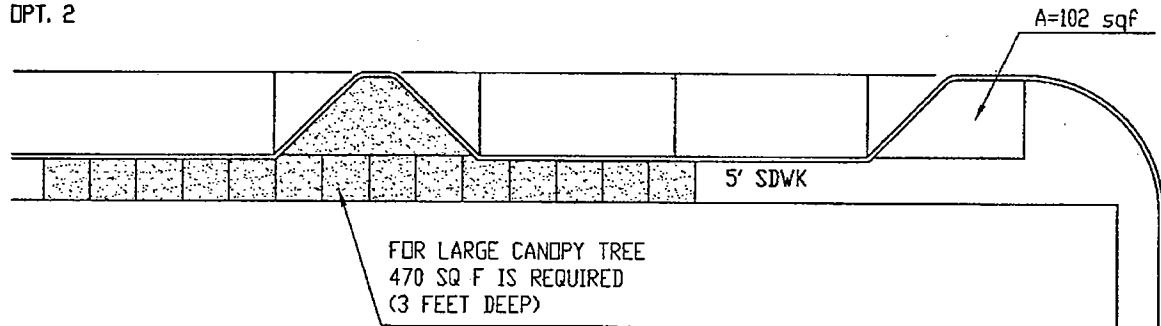
MEDIUM CANOPY TREE



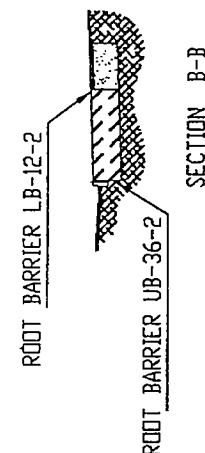
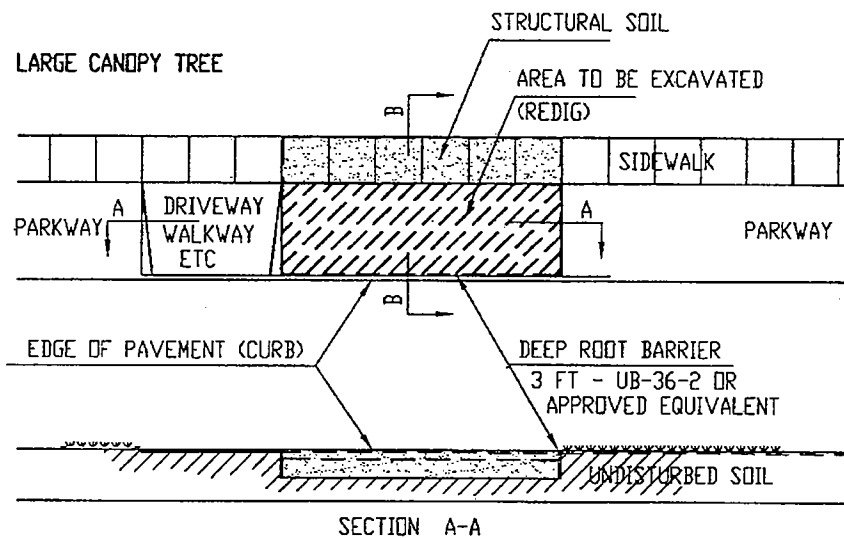
LARGE CANOPY TREE  
OPT. 1



LARGE CANOPY TREE  
OPT. 2



LARGE CANOPY TREE



4-5

## STRUCTURAL SOIL — DETAILS

SCALE: NTSC

APP'D:

DRAWN:WLJ

DEPARTMENT OF PUBLIC WORKS

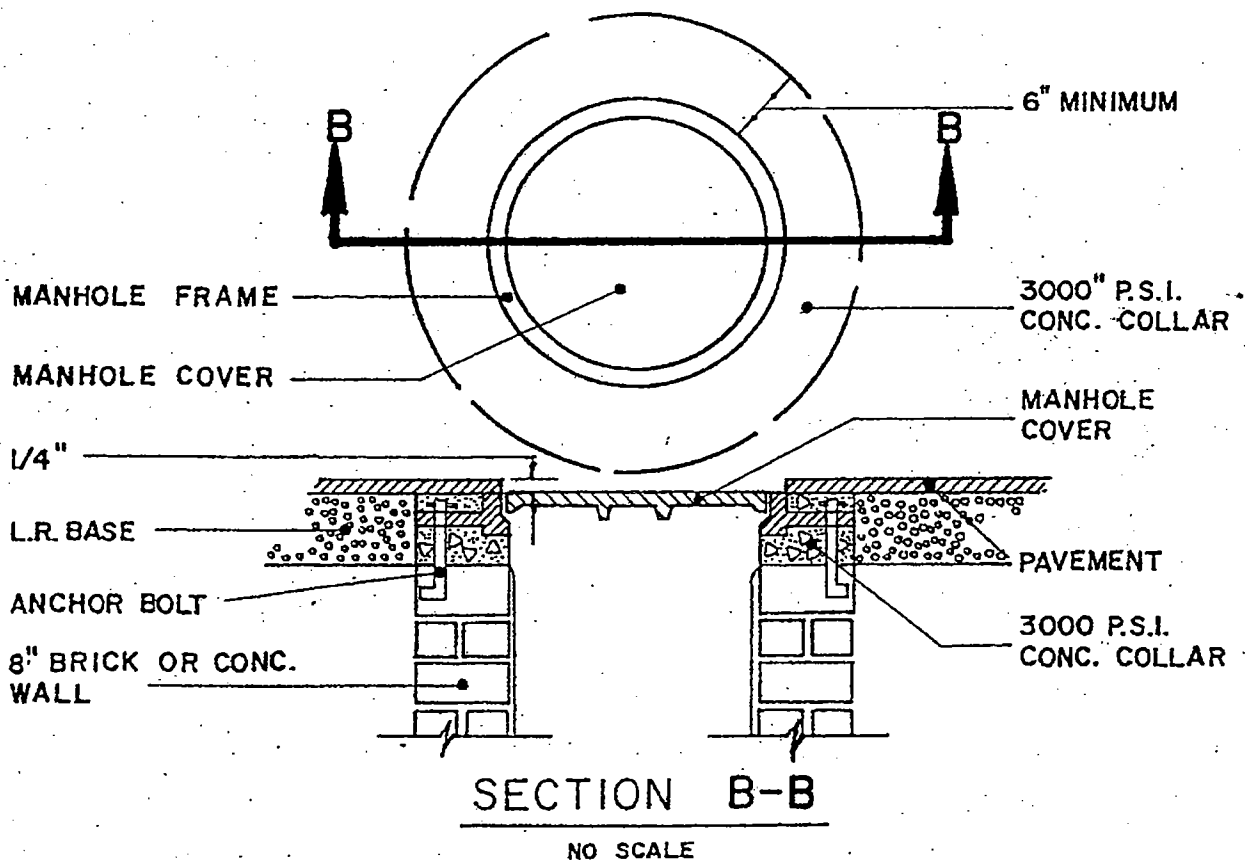
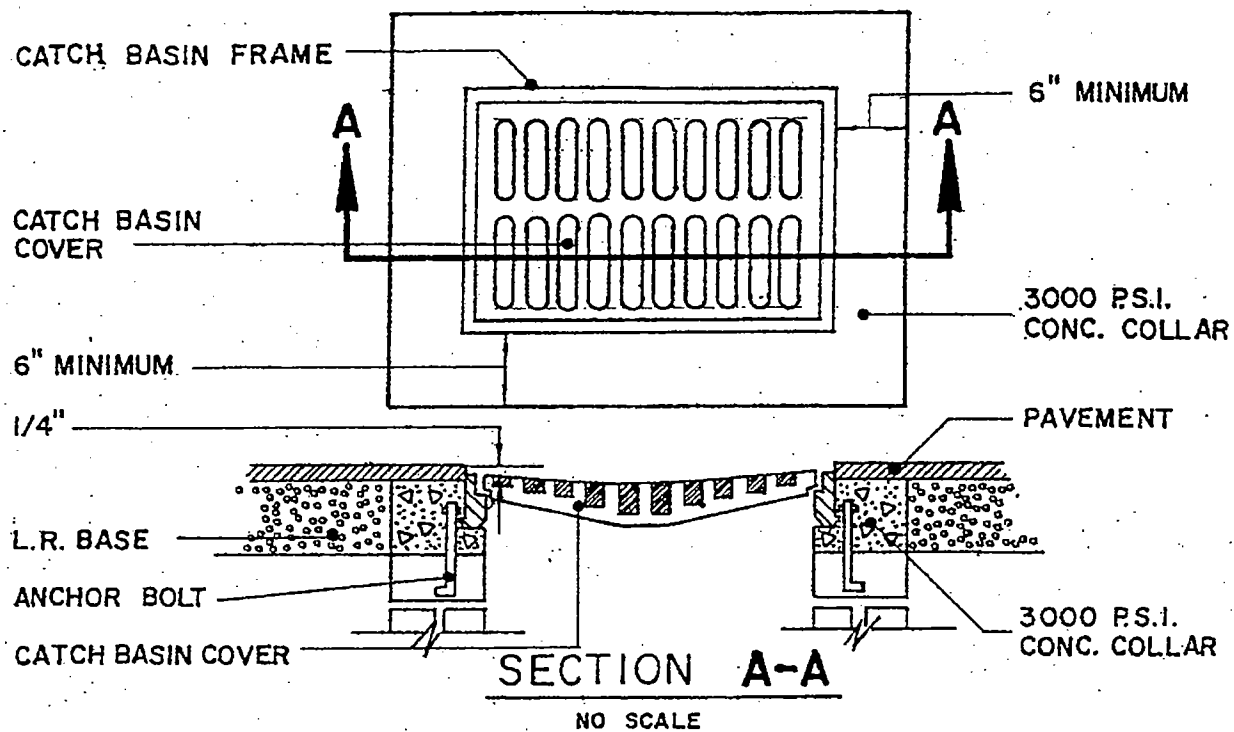
ENGINEERING DIVISION

CITY OF CORAL GABLES, FLORIDA

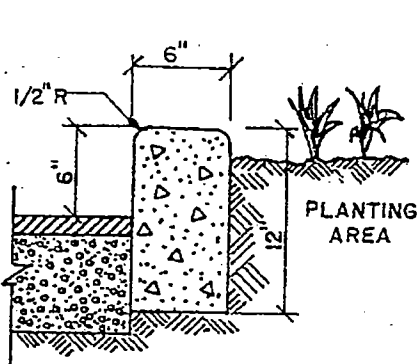
DATE: 06/18/2008

SHEET 1 OF 1

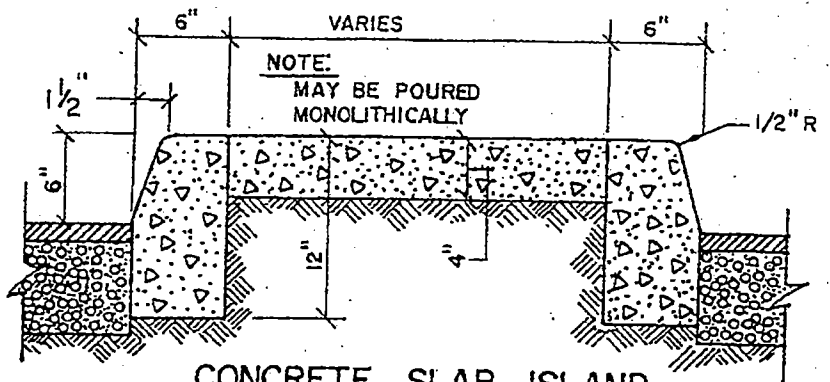
FILE



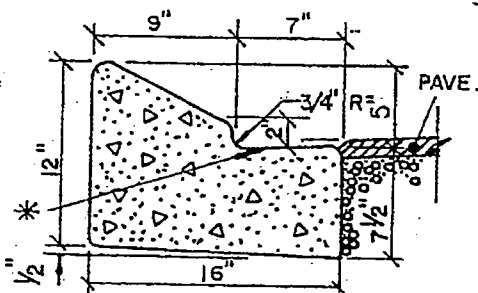
APPROVED A.L.	DEPT. of PUBLIC WORKS	STANDARD DETAIL	5-1
REVISED 4/75	ENGINEERING DIVISION	CASTING ADJUSTMENT	
	CITY of CORAL GABLES		



**6" x 12" CURB**

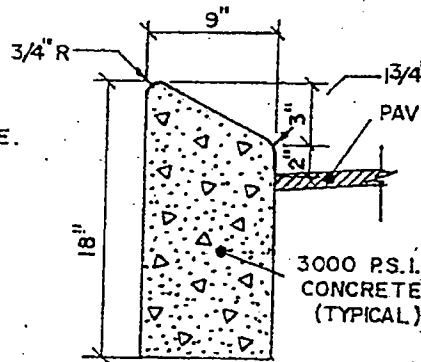


**CONCRETE SLAB ISLAND**

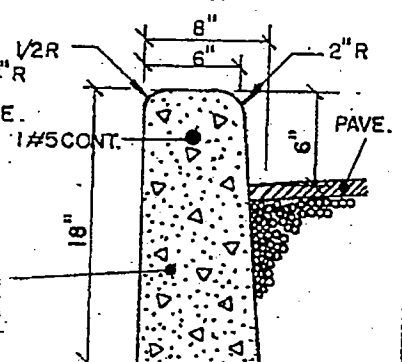


\* SAME SLOPE AS ADJACENT PAVEMENT

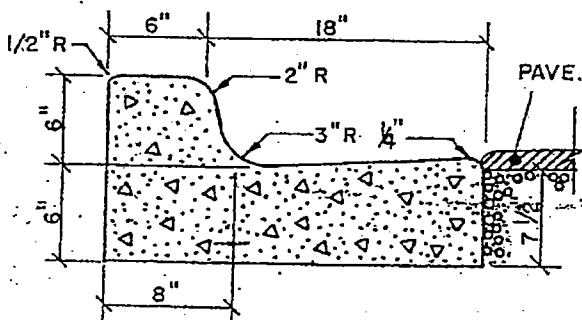
**TYPE "A" CURB**



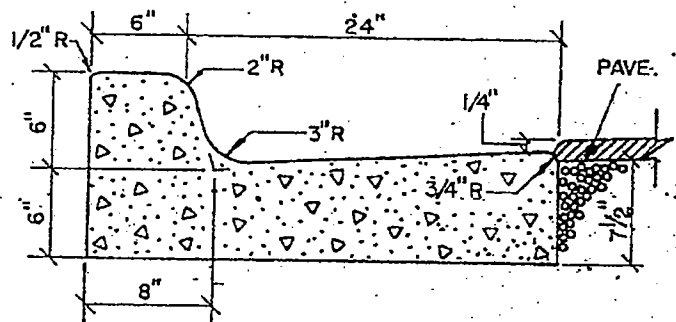
**TYPE "B" CURB**



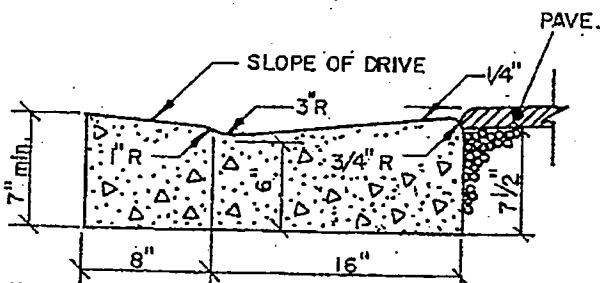
**TYPE "D" CURB**



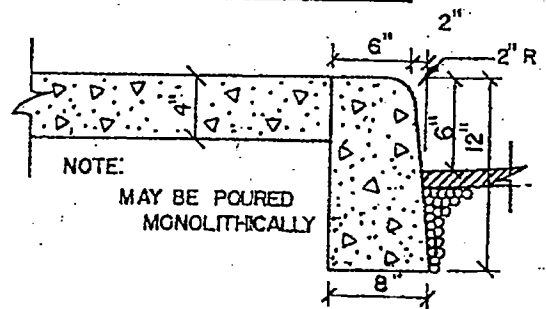
**24" CURB & GUTTER**



**30" CURB & GUTTER**

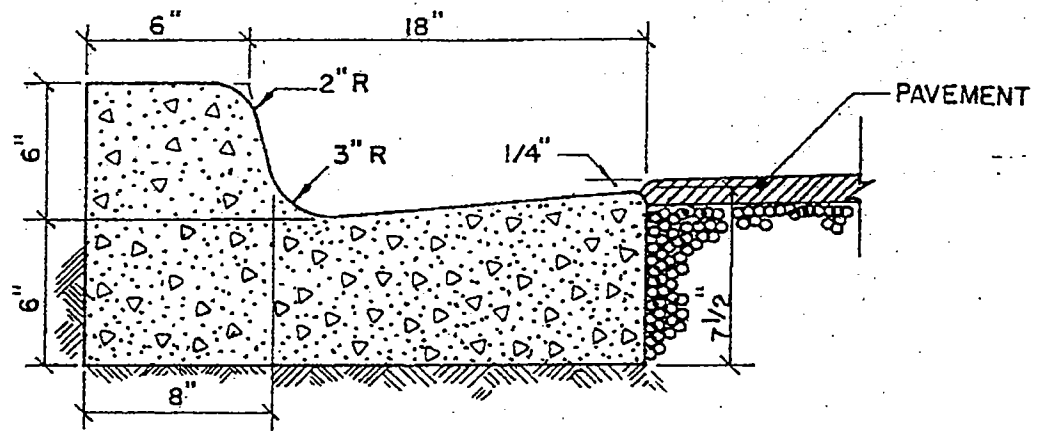


**24" CURB & GUTTER THRU DRIVEWAY**

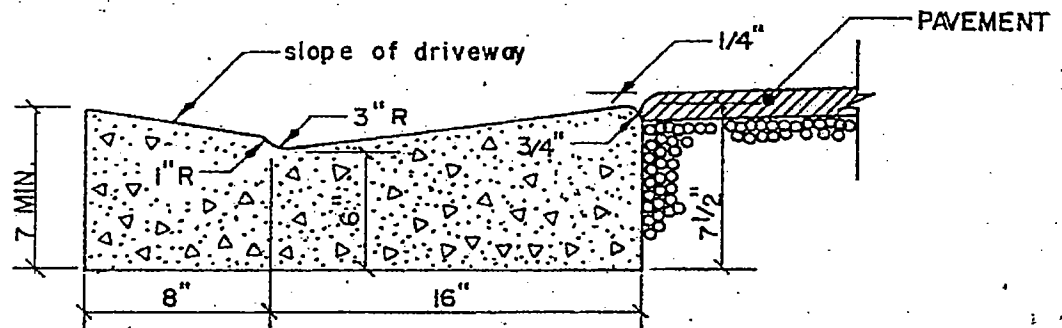


**SOWK & 6" x 12" CURB**

APPROVED <i>[Signature]</i>	DEPT. of PUBLIC WORKS	STANDARD DETAIL	5-2
REVISED 4/75	ENGINEERING DIVISION	TYPICAL CURB SECTIONS	
4/82	CITY of CORAL GABLES	NO SCALE	
6/88			



TYPICAL SECTION



SECTION AT DRIVEWAY

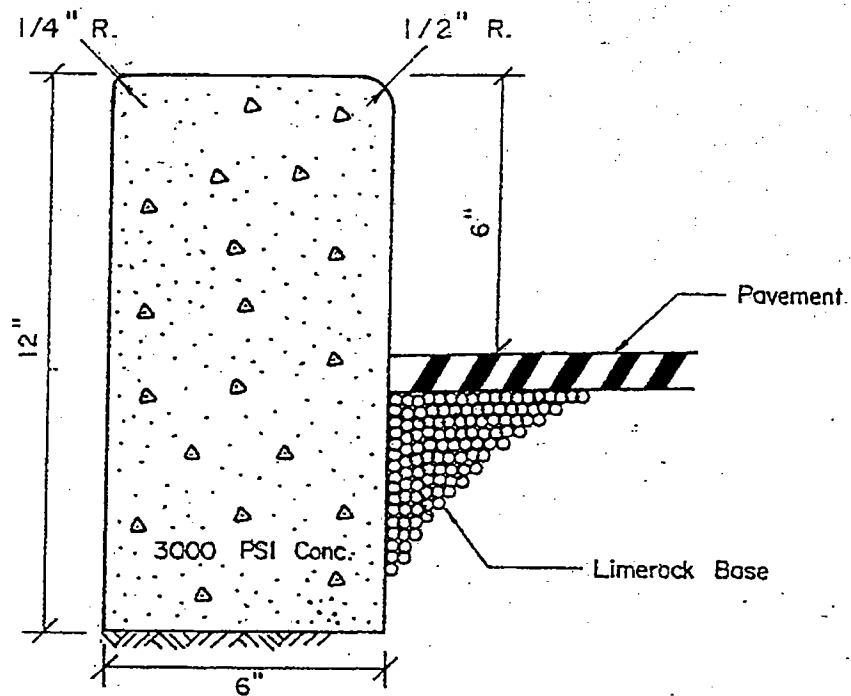
NOTE

SEE SPECIFICATIONS FOR CONSTRUCTION OF CONCRETE SIDEWALKS, CURBS AND GUTTERS.

NO SCALE

APPROVED A.L.	DEPT. of PUBLIC WORKS	STANDARD DETAIL	5-3
REVISED 4/75	ENGINEERING DIVISION	STANDARD 24" CONCRETE	
4/82	CITY of CORAL GABLES	CURB AND GUTTER	





**NOTES:**

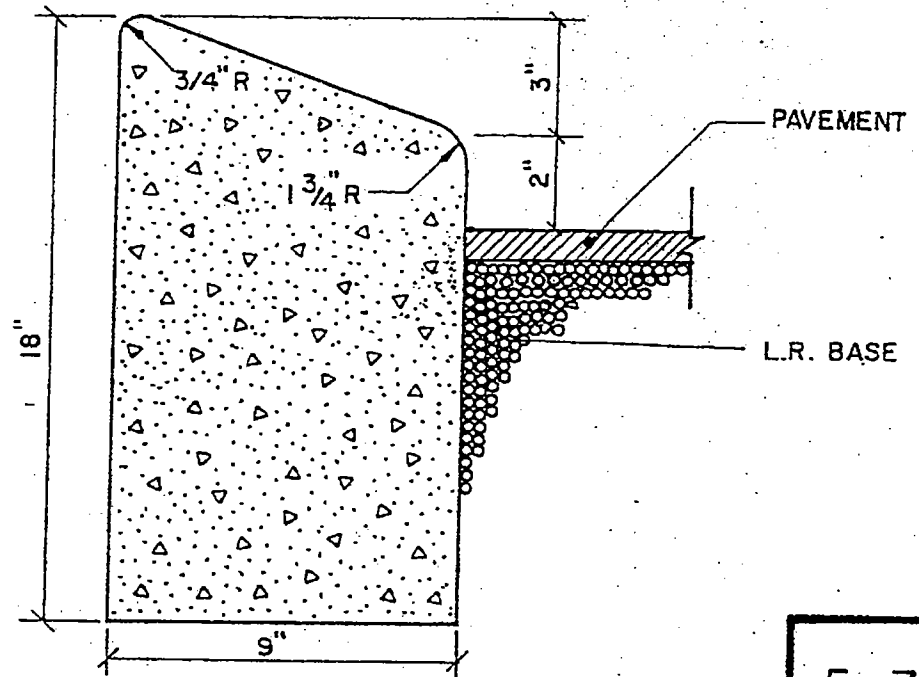
- I. SEE SPECIFICATIONS FOR CONSTRUCTION OF CONCRETE SIDEWALKS, CURBS AND GUTTERS.

<p>APPROVED <i>[Signature]</i> REVISED 4/75</p>	<p>DEPT. of PUBLIC WORKS ENGINEERING DIVISION CITY of CORAL GABLES</p>	<p>STANDARD DETAIL <b>6" x 12" CURB</b> NO SCALE</p>	<p>5-5</p>
-------------------------------------------------------------	--------------------------------------------------------------------------------	--------------------------------------------------------------	------------

APPROVED <i>[Signature]</i>	DEPT. of PUBLIC WORKS	STANDARD DETAIL	
REVISED 4/75	ENGINEERING DIVISION	TYPE "A" CURB	5-6
3/80	CITY of CORAL GABLES	NO SCALE	

NOTE:

SEE SPECIFICATIONS  
FOR CONSTRUCTION  
OF CONCRETE SIDE-  
WALKS, CURBS &  
GUTTERS

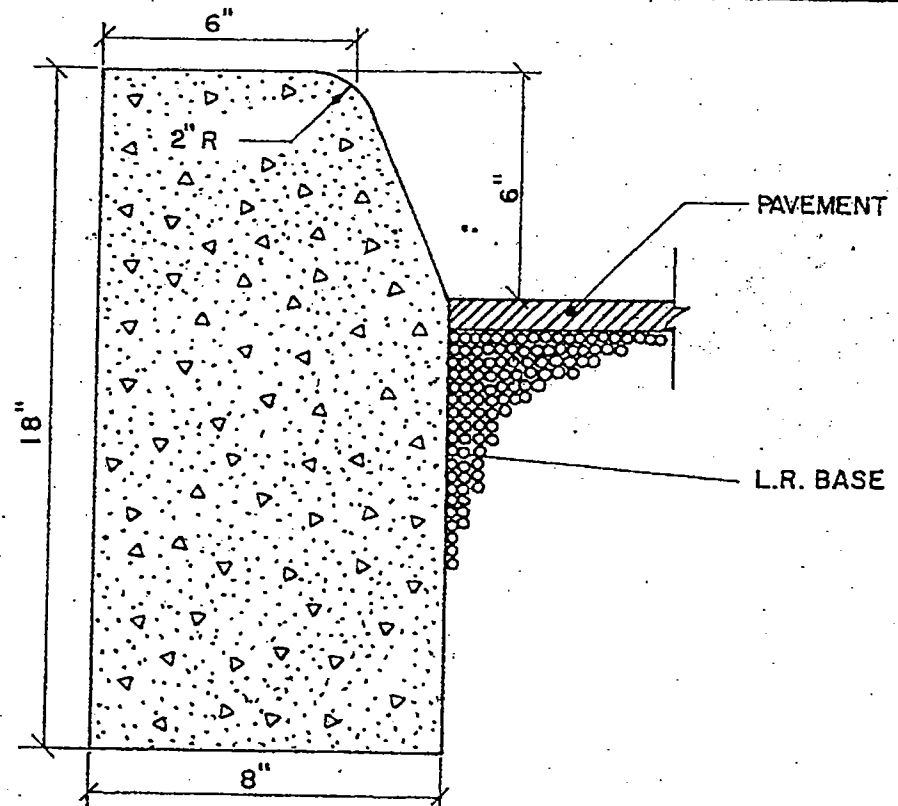


NO SCALE

5-7

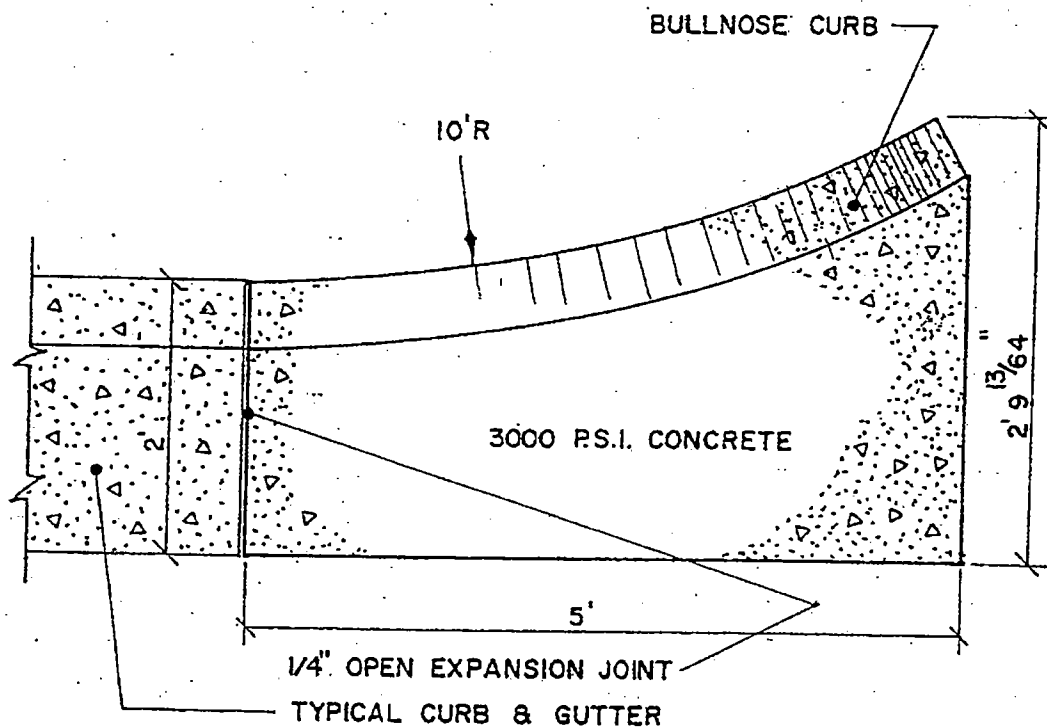
NOTE:

SEE SPECIFICATIONS  
FOR CONSTRUCTION  
OF CONCRETE SIDE-  
WALKS, CURBS &  
GUTTERS




NO SCALE

APPROVED <i>[Signature]</i>	DEPT. of PUBLIC WORKS	STANDARD DETAIL	
REVISED 4/75	ENGINEERING DIVISION	TYPE "B" CURB	5-7
	CITY of CORAL GABLES	TYPE "D" CURB	5-8

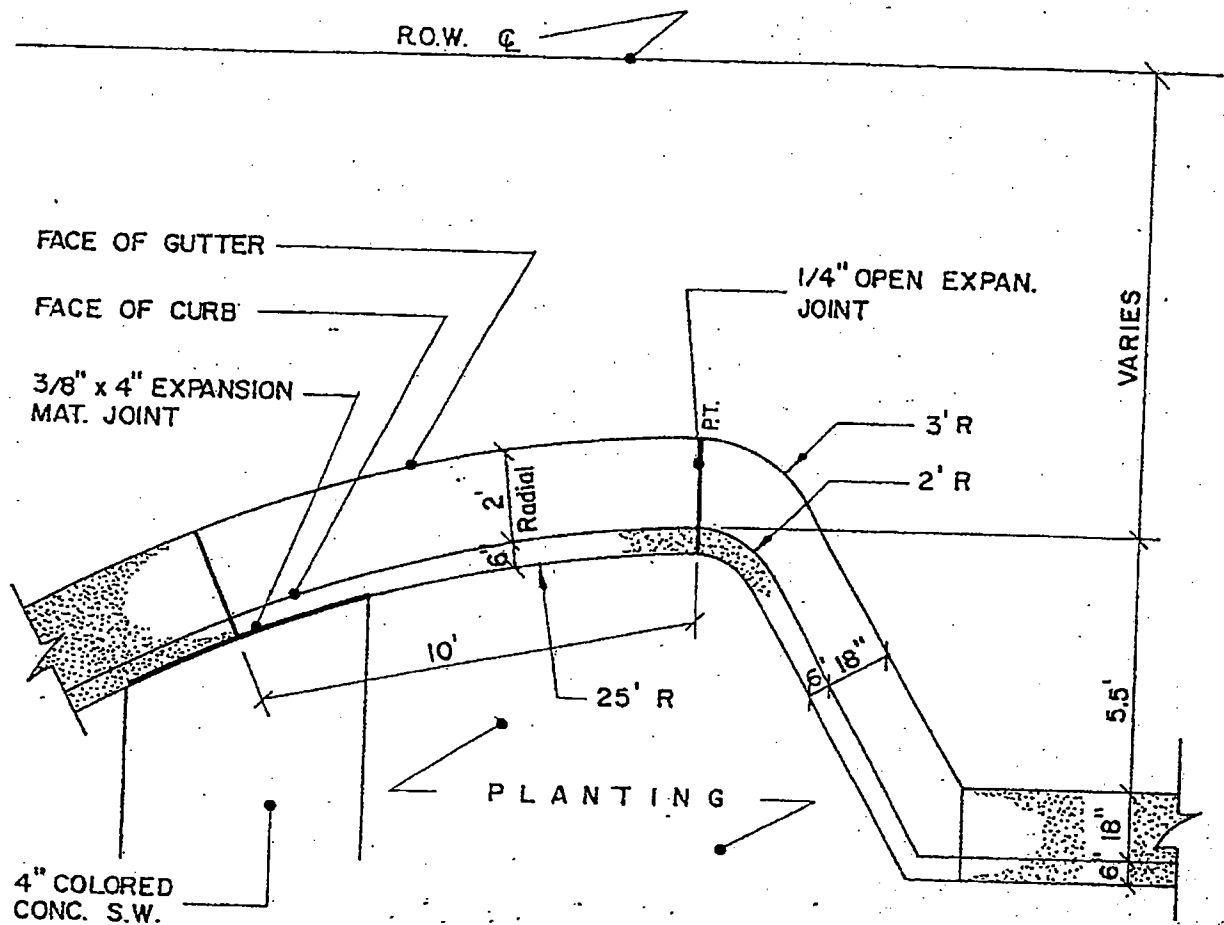


PLAN VIEW



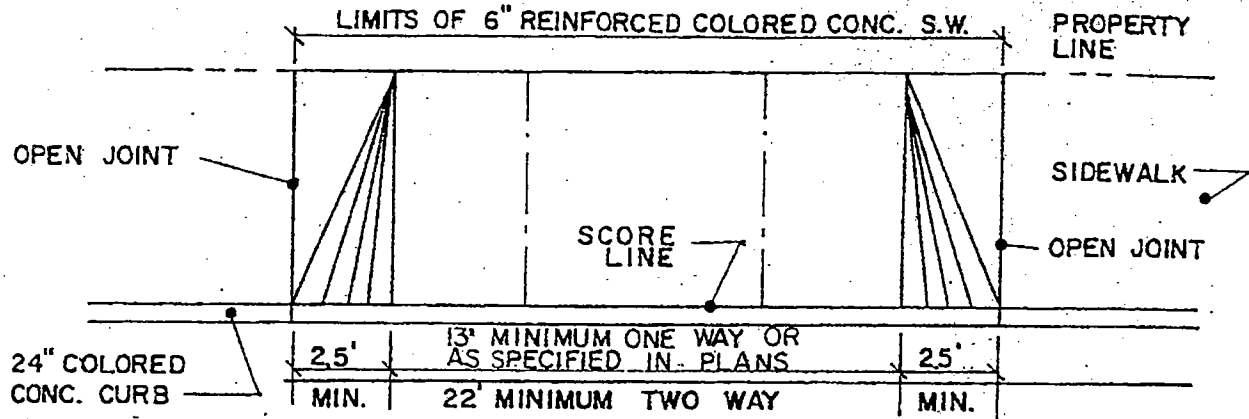
FRONT VIEW

APPROVED <i>[Signature]</i> REVISED 4/75	DEPT. of PUBLIC WORKS ENGINEERING DIVISION CITY of CORAL GABLES	STANDARD - DETAIL GUTTER FLARE DETAIL NO SCALE	5-9
---------------------------------------------------	-----------------------------------------------------------------------	------------------------------------------------------	-----

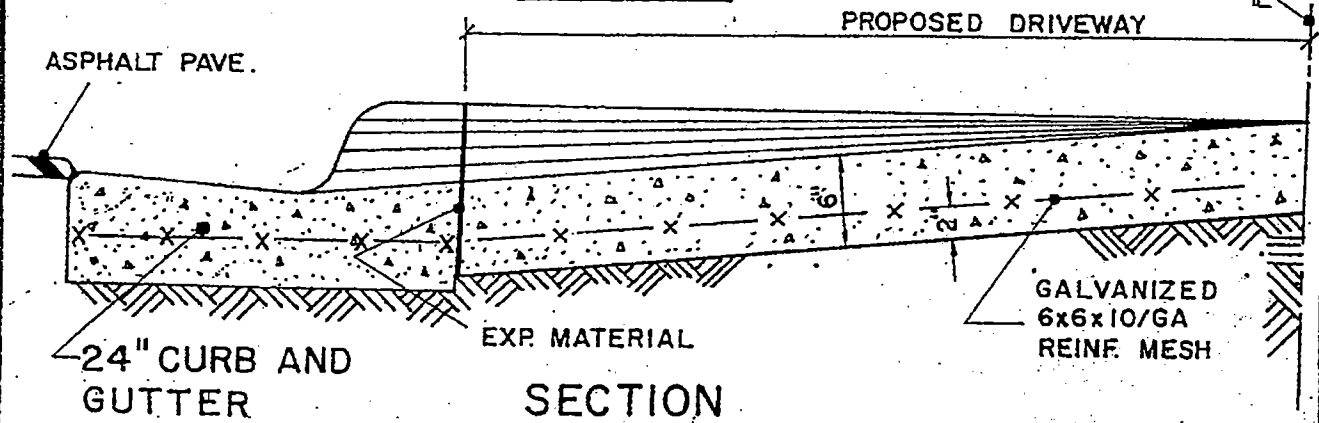
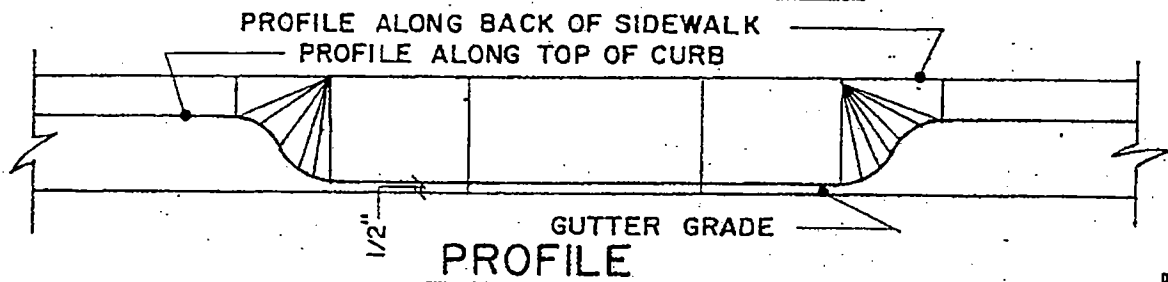


NO SCALE

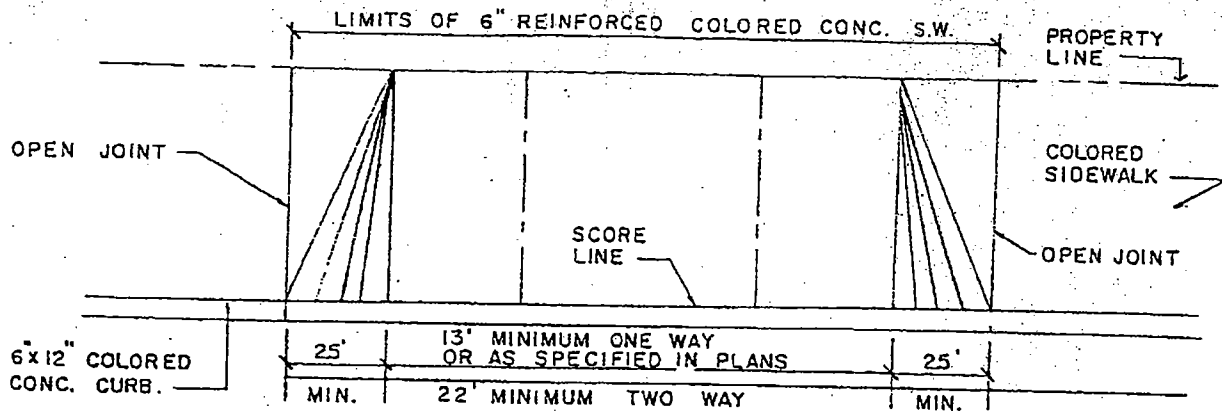
<p>APPROVED <i>[Signature]</i> REVISED 4/75</p>	<p>DEPT. of PUBLIC WORKS ENGINEERING DIVISION CITY of CORAL GABLES</p>	<p>STANDARD DETAIL TRANSITION, 30" C. &amp; G. TO 24" CURB &amp; GUTTER</p>	<p>5-10</p>
-------------------------------------------------------------	--------------------------------------------------------------------------------	-------------------------------------------------------------------------------------	-------------



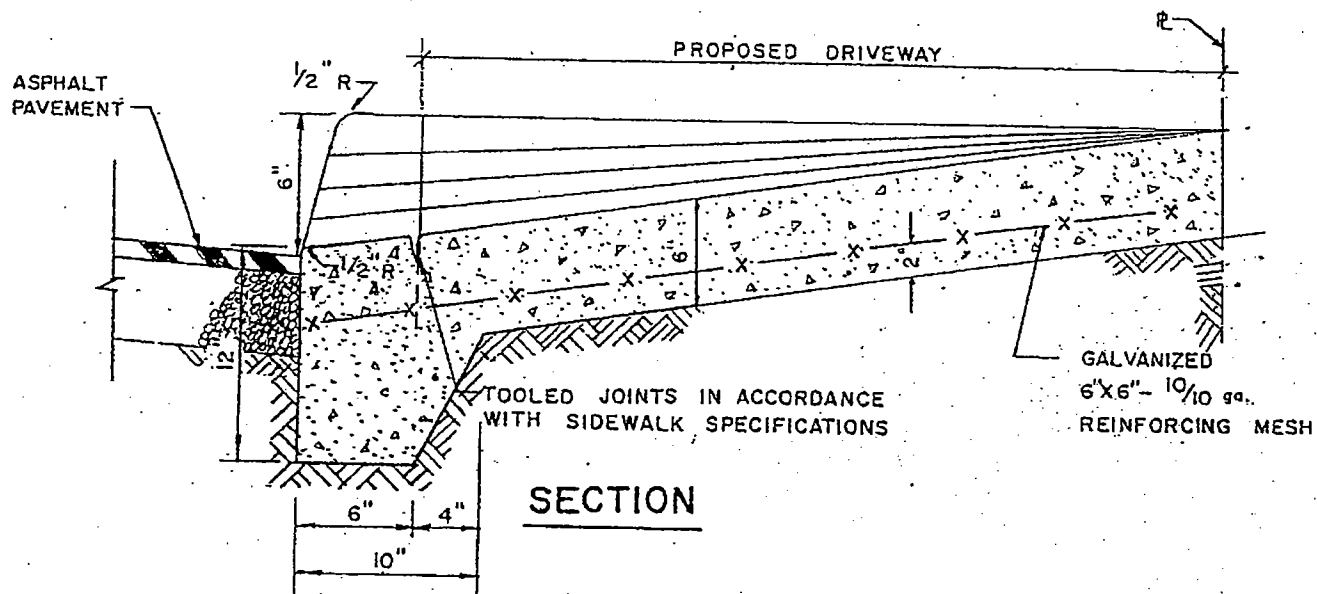
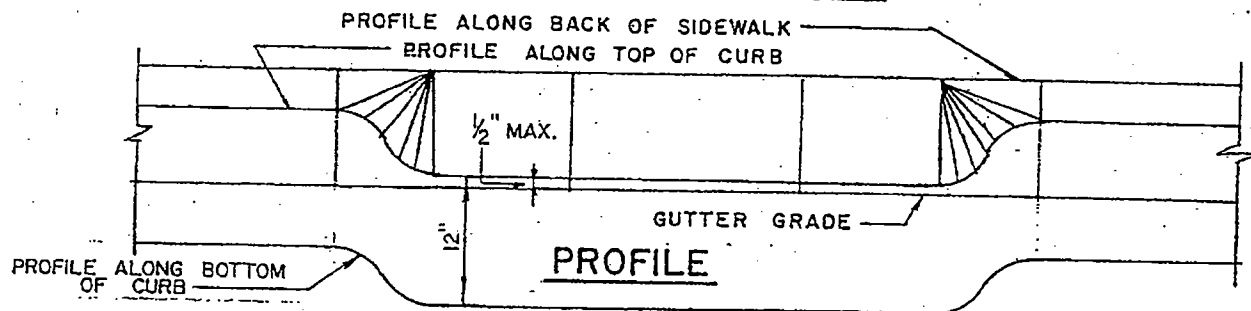
## PLAN AT DRIVEWAY



APPROVED A.L.	DEPT. of PUBLIC WORKS	STANDARD DETAIL	5-11
REVISED 4/75	ENGINEERING DIVISION	TYPICAL CONC. DRIVEWAYS	
4/82	CITY of CORAL GABLES	WITH CURB & GUTTER	
		NO SCALE	



### PLAN AT DRIVEWAY

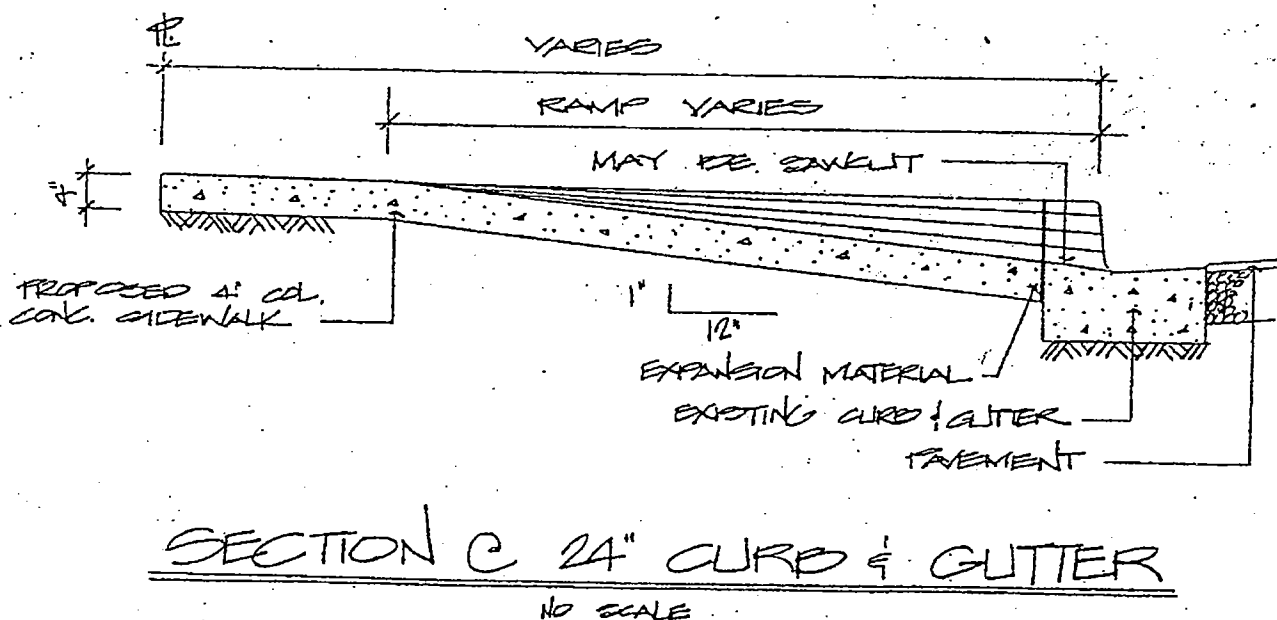
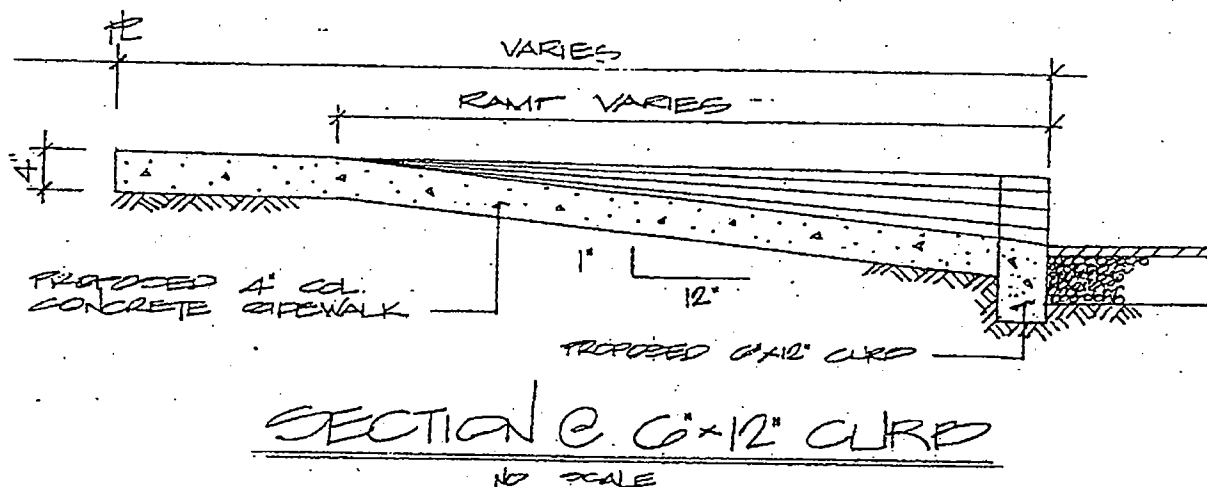
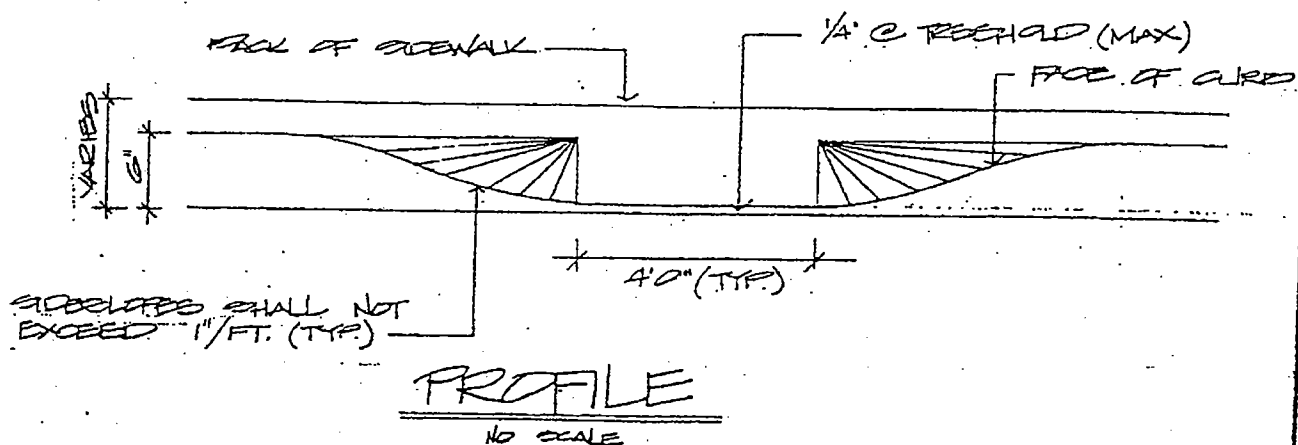


△ REVISED 12/15/83 J.A.B.

### DETAIL 5-12

### TYPICAL CONC. DRIVEWAYS WITH 6 x 12 CURB

DATE: MARCH 1982	DEPARTMENT OF PUBLIC WORKS ENGINEERING DIVISION CITY OF CORAL GABLES, FLORIDA	SCALE: NO SCALE
APP'D BY: A.L.		SHEET NO. 1 OF 1
DRAWN BY: T.J.		FILE NO: 1600-25M



# ACCESSIBLE RAMPS-DETAILS

5-13

SCALE: NO SCALE

APP'D: A.D.

DRAWN BY: W.B.L.

DEPARTMENT OF PUBLIC WORKS

ENGINEERING DIVISION

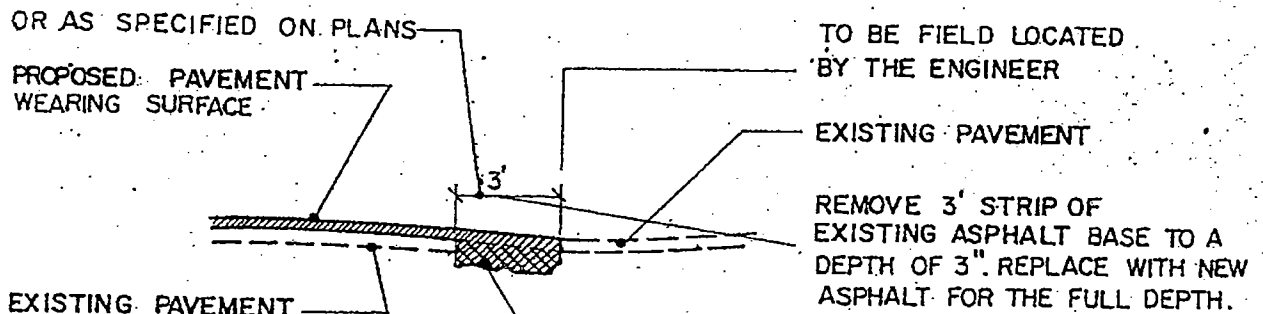
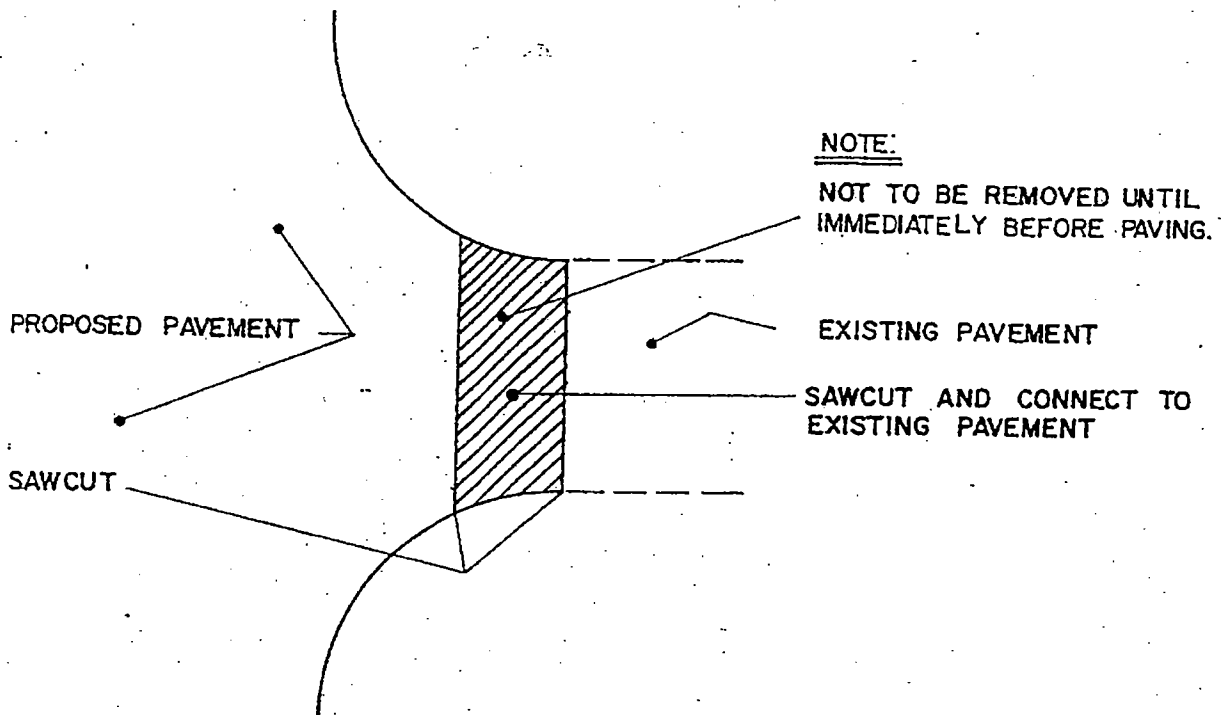
CITY OF CORAL GABLES, FLORIDA

DATE: 6-23-87

SHEET: 1 of 1

FILE: 1800-67M



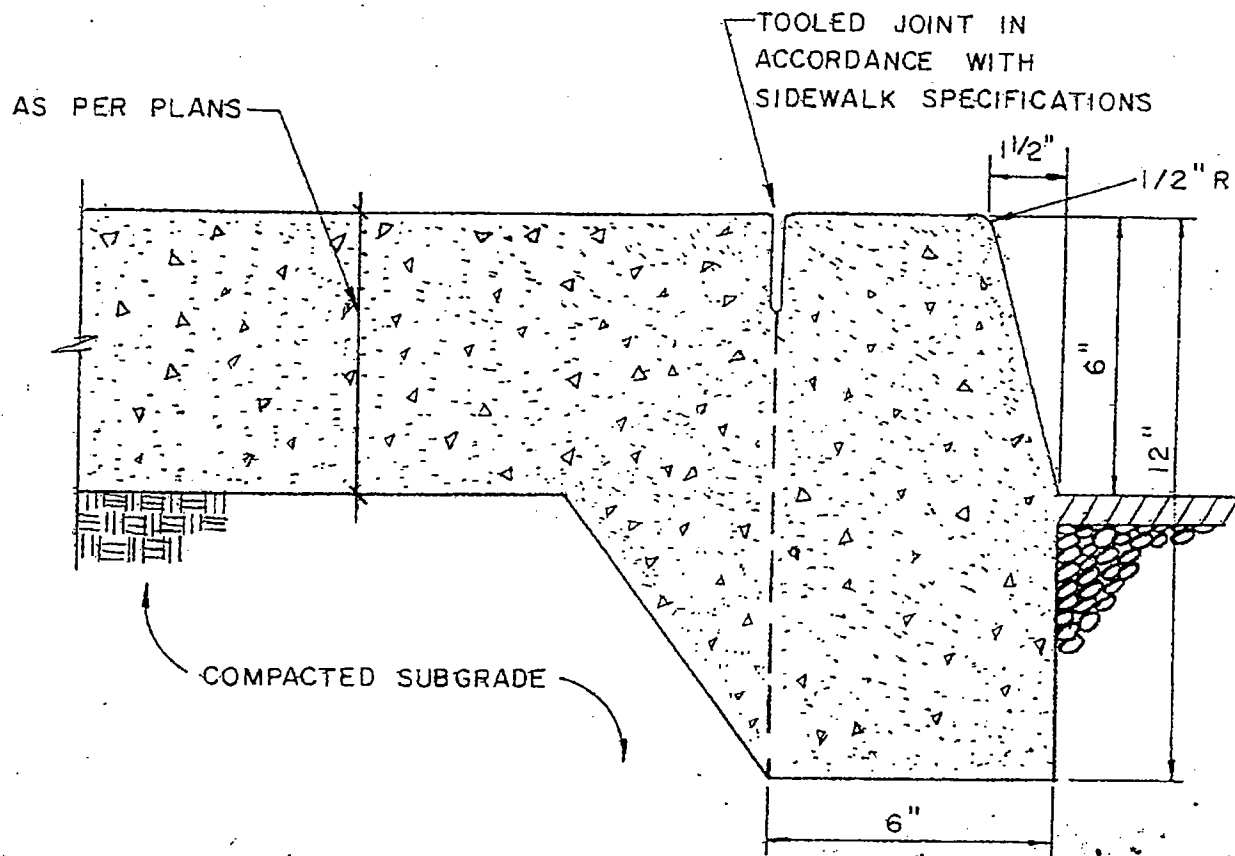


NOTE:

TRENCH DEPTH OVER 1" TO BE BROUGHT TO GRADE WITH ADDITIONAL ASPHALT BEFORE WEARING SURFACE IS PLACED.

NO SCALE

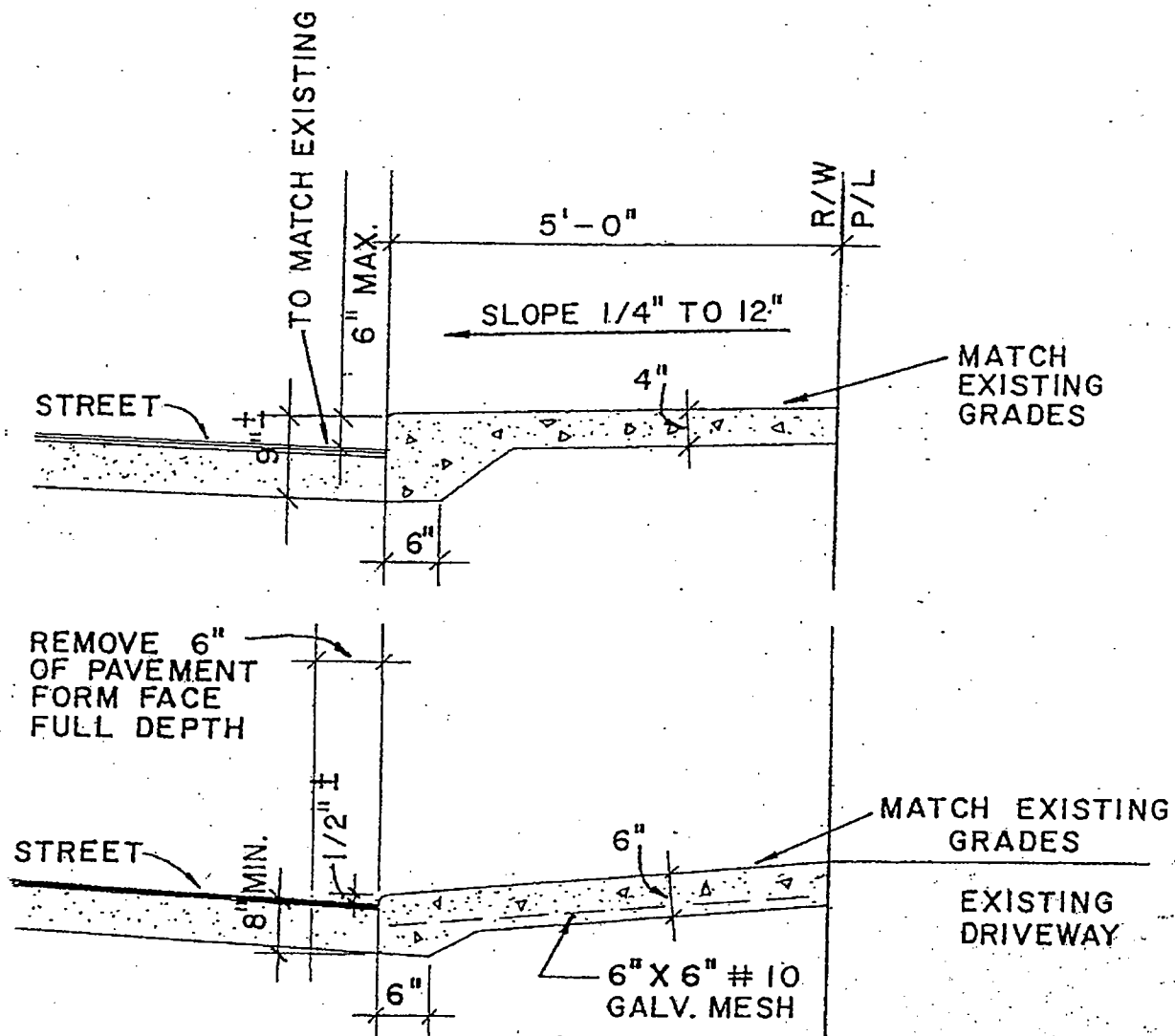
APPROVED <i>[Signature]</i> REVISED 4/75 1/81 3/85	DEPT. of PUBLIC WORKS ENGINEERING DIVISION CITY of CORAL GABLES	STANDARD DETAIL SAWCUT & CONNECTION TO EXIST. PAVEMENT	5-15
-------------------------------------------------------------------	-----------------------------------------------------------------------	--------------------------------------------------------------	------



SEE SPECIFICATIONS FOR CONSTRUCTION OF  
CONCRETE SIDEWALKS & CURBS

DETAIL 5-16  
SIDEWALK & 6" x 12" CURB

DATE: MARCH 1982	<b>DEPARTMENT OF PUBLIC WORKS</b> ENGINEERING DIVISION CITY OF CORAL GABLES, FLORIDA	SCALE: NOT TO SCALE
APP'D BY: AL		SHEET NO. 1 OF 1
DRAWN BY: T.J		FILE NO: 1600-24M

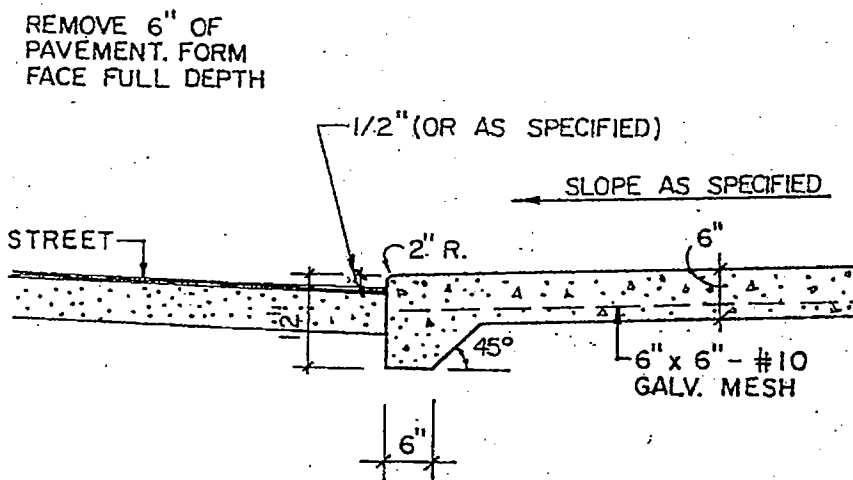
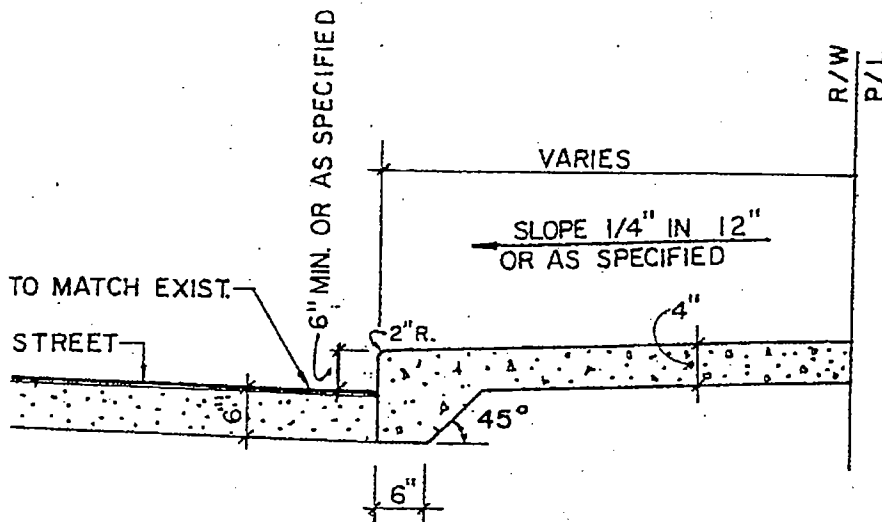


### THICKENED EDGE DETAIL

TO BE USED WHERE PAVEMENT ABUTS SIDEWALK  
IN RESIDENTIAL AREAS

STANDARD DETAIL NO. 5-17

DATE: 12-7-78	DEPARTMENT OF PUBLIC WORKS ENGINEERING DIVISION CITY OF CORAL GABLES, FLORIDA	SCALE: NONE
APP'D BY: G.M.K.		SHEET NO. 1 OF 1
DRAWN BY: D.K.F.		FILE NO. 1500-34 M



**THICKENED EDGE SIDEWALK DETAIL**  
TO BE USED WHERE PAVEMENT ABUTS SIDEWALK

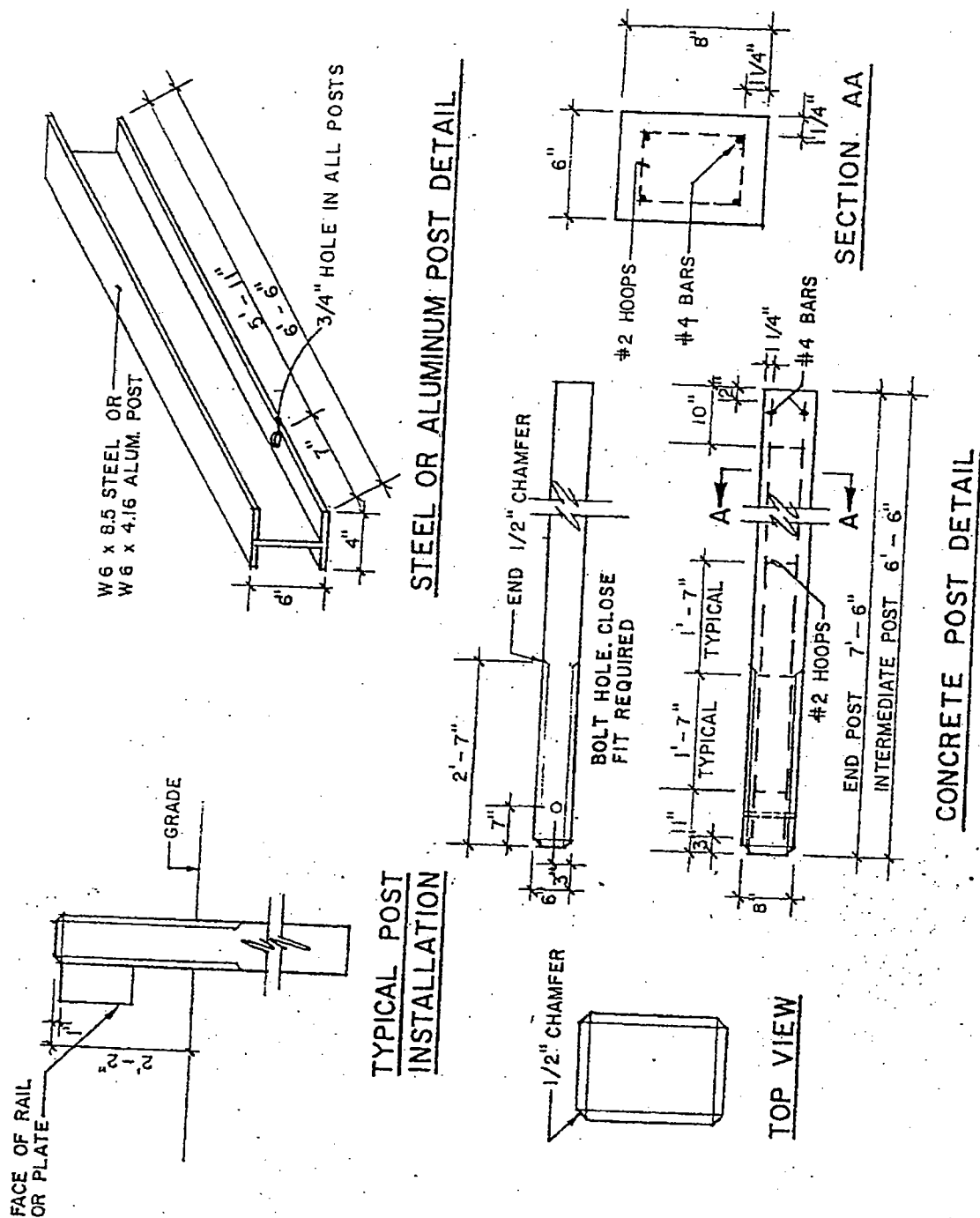
STANDARD DETAIL NO. 5-18

REV. 5/15/84 J.B.

DATE: 4-1-80  
APP D. BY: A.L.  
DRAWN BY: B

**DEPARTMENT OF PUBLIC WORKS**  
ENGINEERING DIVISION  
**CITY OF CORAL GABLES, FLORIDA**

SCALE: NONE  
SHEET: 1 of 1  
FILE #



GUARDRAIL POSTS DETAILS

STANDARD DETAIL NO. 5-19

DEPARTMENT OF PUBLIC WORKS

ENGINEERING DIVISION

CITY OF CORAL GABLES, FLORIDA

DATE: 3-31-80

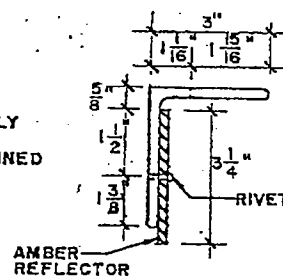
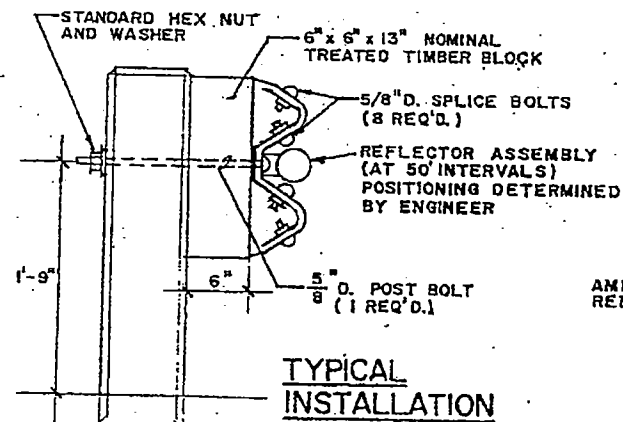
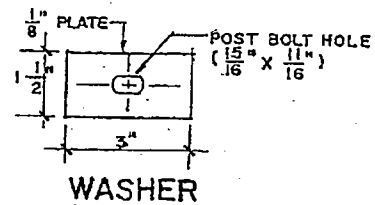
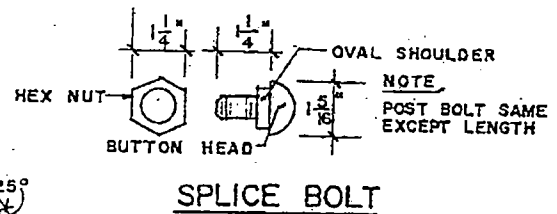
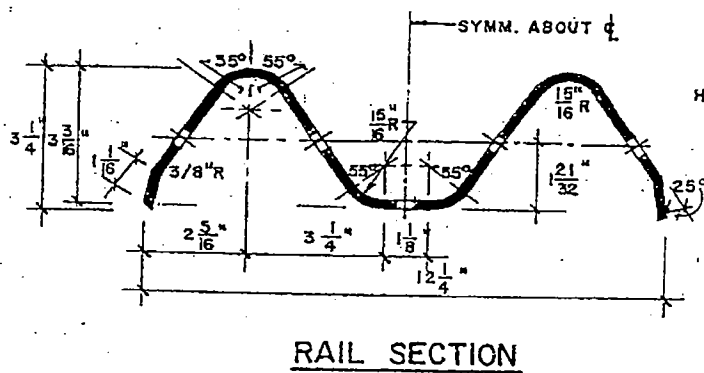
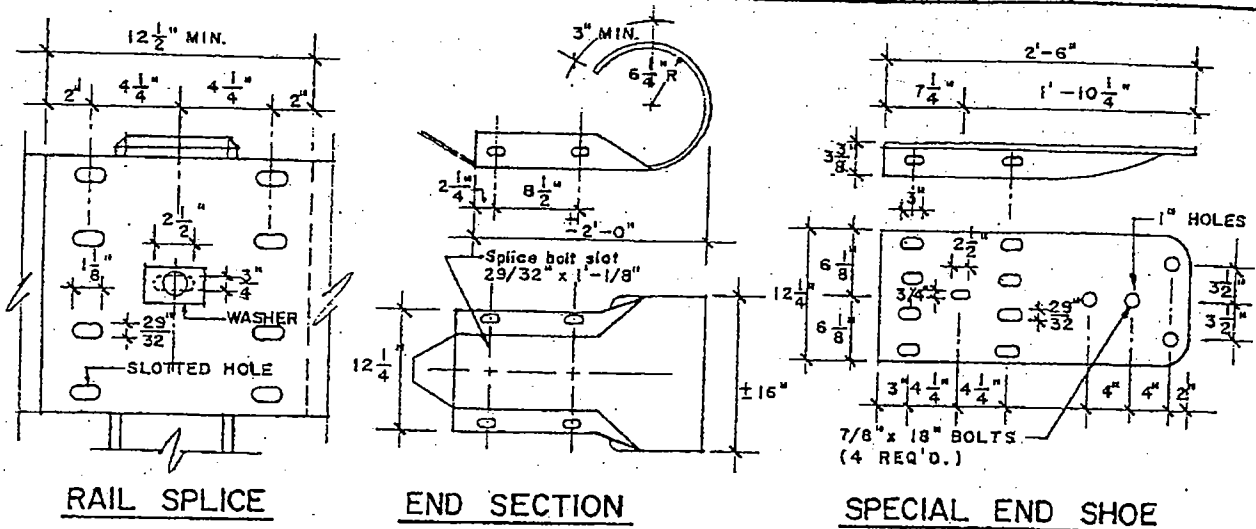
APP'D. BY: A.L.

DRAWN BY: BV

SCALE: NONE

SHEET NO. 1 of 1

FILE #



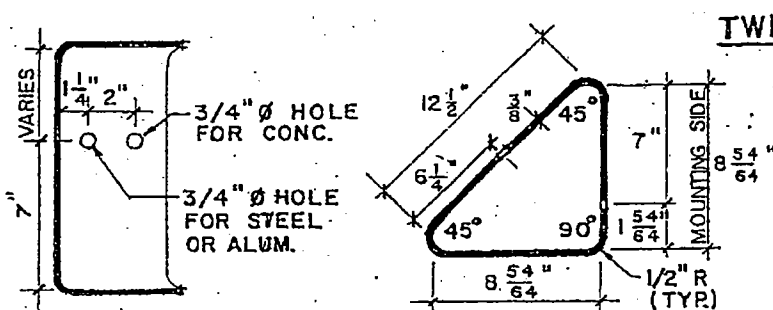
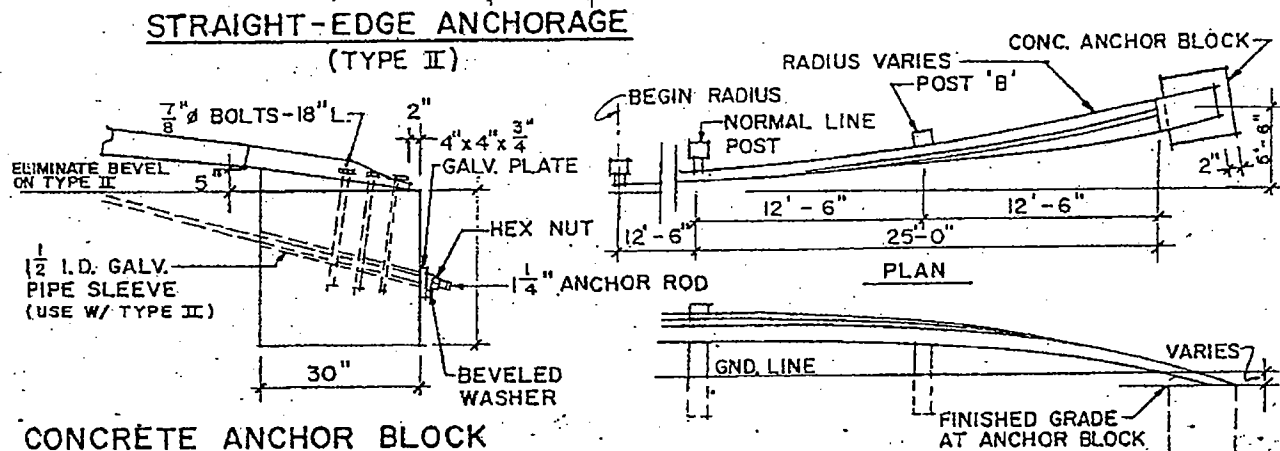
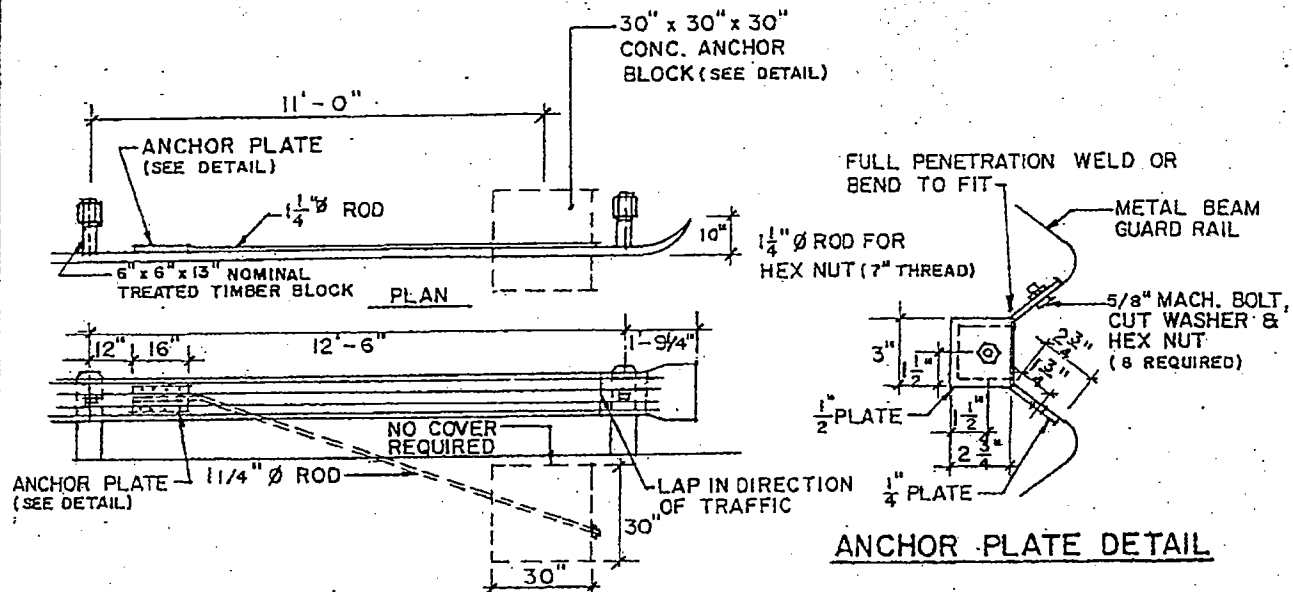
**METAL GUARDRAIL DETAILS**

**STANDARD DETAIL NO. 5-20**

DATE: 3-31-80  
APP'D: A.L.  
DRAWN BY:

**DEPARTMENT OF PUBLIC WORKS**  
ENGINEERING DIVISION  
**CITY OF CORAL GABLES, FLORIDA**

SCALE: NONE  
SHEET: 1 of 1  
FILE #



### TWIST-END ANCHORAGE (TYPE I)

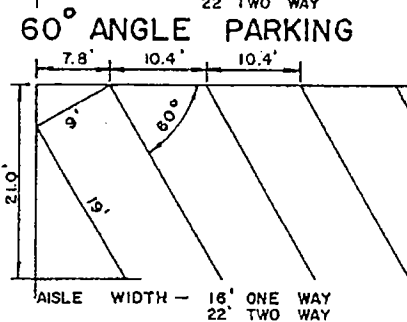
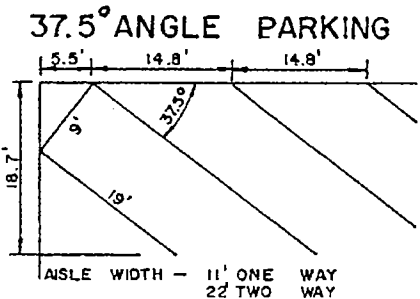
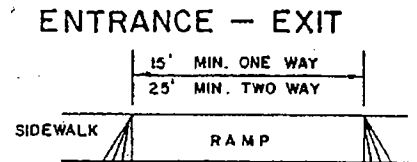
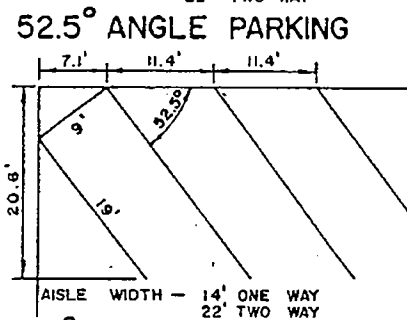
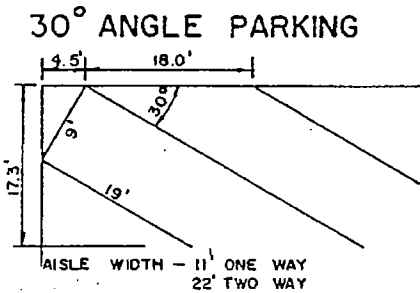
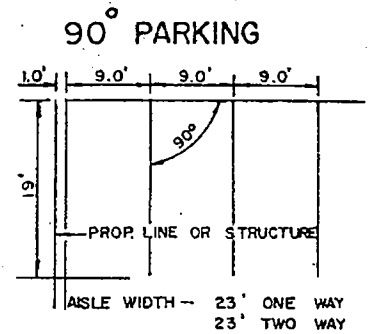
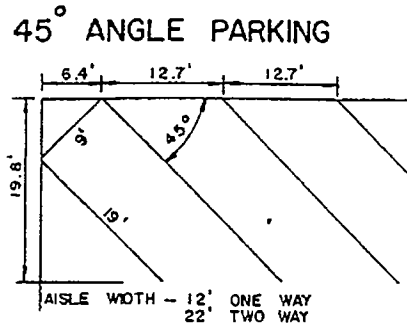
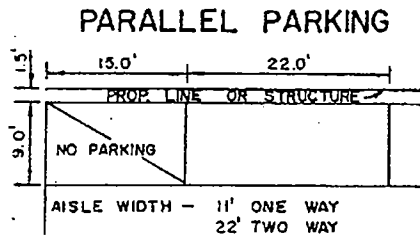
#### NOTES

- 1- 1 1/4" Ø ANCHOR ROD, PLATE, BEVELED WASHER & NUT SHALL BE GALVANIZED WITH A MIN. 3oz. OF ZINC/SQ. FT.
- 2- CONC. ANCHOR BLOCK MAY BE PRECAST OR POURED

## STANDARD DETAIL NO. 5-21

DATE: 3-31-80	DEPARTMENT OF PUBLIC WORKS ENGINEERING DIVISION CITY OF CORAL GABLES, FLORIDA	SCALE: NONE
APP'D. BY: A.L.		SHEET NO 1 of 1
DRAWN: B.V.		FILE NO.

# STANDARD STALL DIMENSIONS



## NOTES:

- 1- PRECAST CONCRETE WHEEL STOPS SHALL BE USED AT EACH STALL ABUTTING A SIDEWALK OR BUILDING. STANDARD CARS SHALL BE CURBED AT SEVENTEEN (17) FEET
- 2- CROSS AISLES SHALL BE A MIN. OF FOURTEEN (14) FEET WIDE FOR ONE WAY TRAFFIC & TWENTY FOUR (24) FEET FOR TWO WAY TRAFFIC.
- 3- THE MIN. TURNING RADIUS SHALL BE EIGHTEEN (18) FEET INSIDE, TWENTY NINE (29) FEET OUTSIDE.
- 4- A 6" x 12" CONCRETE CURB SHALL BE PLACED AROUND THE PROPERTY PERIMETER UNLESS OTHERWISE DIRECTED BY PUBLIC WORKS DIRECTOR.
- 5- ACCESS TO PARKING LOTS FROM ALLEYS WILL BE PERMITTED ONLY AT THE DISCRETION OF THE PUBLIC WORKS DIRECTOR SO AS TO PROVIDE FOR THE ORDERLY FLOW OF TRAFFIC.
- 6- FOR ACCESSIBLE PARKING SPACE DIMENSIONS, FOR PARKING LOTS AND PARKING FACILITIES SEE DETAIL #5-24 AND #5-25
- 7- DIMENSIONS SHOWN FOR PARKING STALLS ARE MIN; COLUMNS & OTHER OBSTRUCTIONS WILL NOT BE ALLOWED WITHIN THIS AREA.

REV. 8-24-2000 BY M.E.M.

5-22

## OFF-STREET PARKING STANDARDS

11-21-97  
10-25-95  
2-18-82

SCALE: 1" = 20'-0"

DRAWN BY: W.T.B

APP'D BY: A.L.

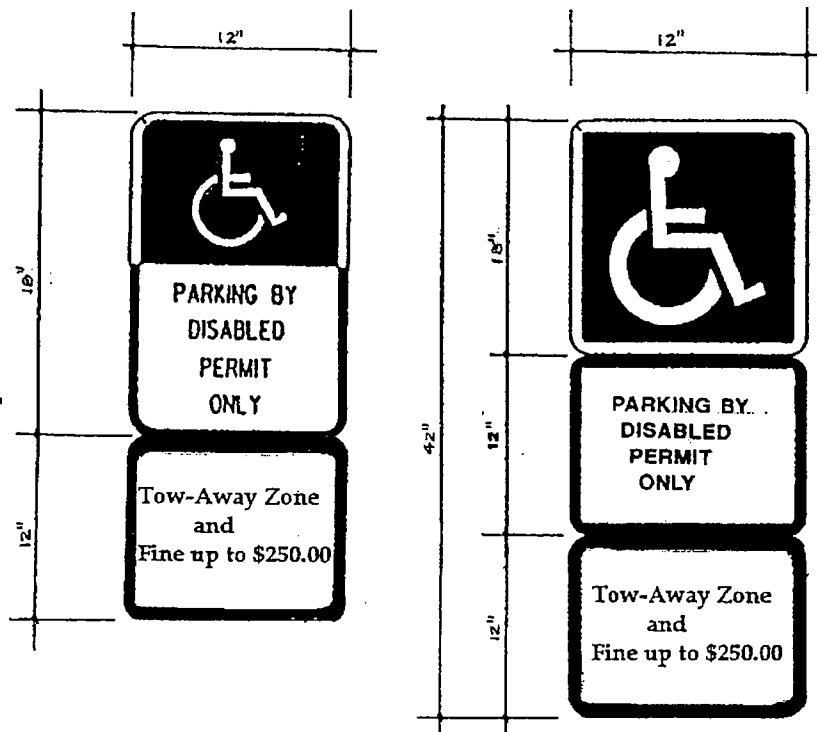
**DEPARTMENT OF PUBLIC WORKS**  
ENGINEERING DIVISION  
**CITY OF CORAL GABLES, FLORIDA**

REV. 2-11-82  
DATE: 12-30-81

SHEET NO. 1 OF 1

FILE NO. 1600-20 M





**SIGNS ARE TO BE MOUNTED AT STANDARD HEIGHT.  
(7 FT. FROM PAVEMENT TO BOTTOM OF SIGN.)**

**5-23**

ACCESSIBLE PARKING SIGNAGE			
SCALE: NTS	<b>DEPARTMENT OF PUBLIC WORKS</b> ENGINEERING DIVISION CITY OF CORAL GABLES, FLORIDA	DATE 10-25-95	
APP'D		SHEET 1 OF 1	
DRAWN BY E.Z.		FILE 1600-20M	

**Parking spaces for disabled persons per Dade County Standards and Florida Statutes 316.1955 and 316.1956.**

**Government agencies and private entities minimum required.**

<u>Total parking in lot</u>	<u>Required Number of Accessible Spaces</u>
Up to 25	1
26 to 50	2
51 to 75	3
76 to 100	4
101 to 150	5
151 to 200	6
201 to 300	7
301 to 400	8
401 to 500	9
501 to 1000	2 % of total
over a 1000	20 plus 1 for each 100 over 1000

All parking spaces must be designed and located as follows: . . .

All spaces must be accessible thereto a curb-ramp or curb-cut, to allow access to the building served, and the accessible route no less than 44 inches wide so that users will not be compelled to walk or wheel behind parked vehicles.

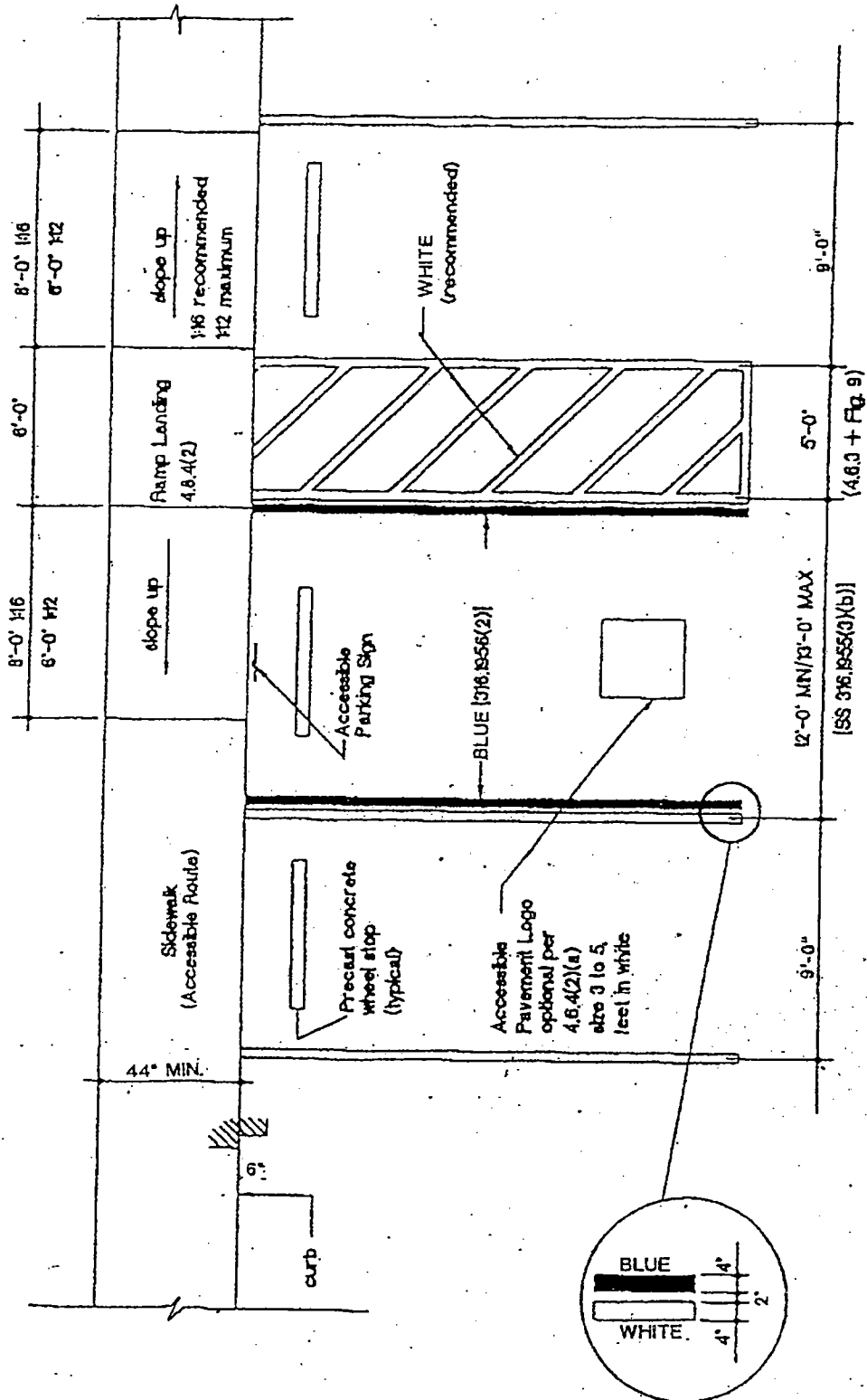
Each space must be located on the shortest safely accessible route from the parking space to an accessible entrance. If there are multiple entrances, the accessible spaces must be dispersed.

Each parking space must be no less than 12 feet wide. Parking access aisles must be no less than 5 feet wide and be part of an accessible route to the building or facility entrance.

Two accessible parking spaces may share a common access aisle. The access aisle must be striped diagonally to designate it as a no-parking zone.

**5-24**

<b>REQUIREMENTS FOR ACCESSIBLE PARKING SPACES</b>		
SCALE: NTS	<b>DEPARTMENT OF PUBLIC WORKS</b> ENGINEERING DIVISION <b>CITY OF CORAL GABLES, FLORIDA</b>	DATE 10-25-95
APP'D		SHEET 1 OF 1
DRAWN BY E.Z.		FILE 1600-20M



5-25

## ACCESSIBLE PARKING SPACE

DEPARTMENT OF PUBLIC WORKS  
ENGINEERING DIVISION  
CITY OF CORAL GABLES, FLORIDA

SCALE: NTS


APP'D

DRAWN BY E.Z.

DATE 4/23/97

SHEET 1 OF 1

FILE 1600-20M



# VAN ACCESSIBLE PARKING SPACE

SCALE: NTS

DEPARTMENT OF PUBLIC WORKS  
ARCHITECTURE DIVISION

DATE: 1/24/07

APP'D

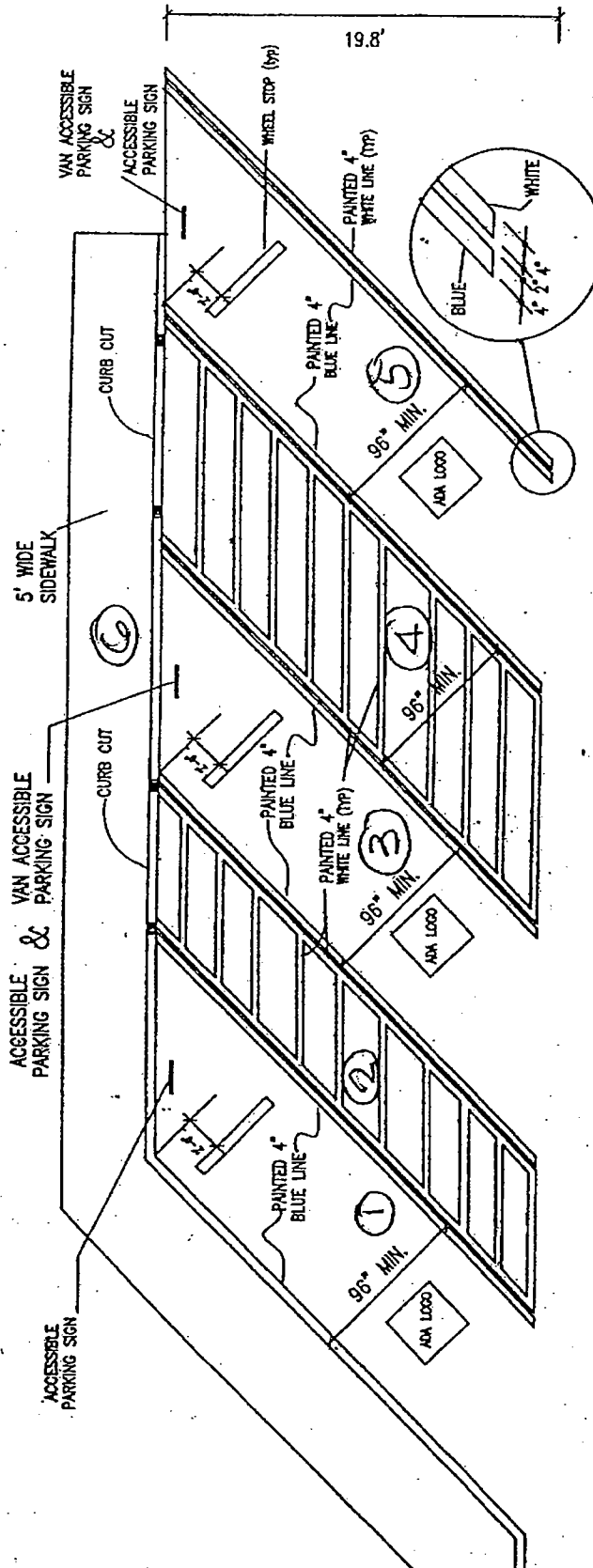
SHEET 1 of 1

DRAWN BY: MPM

CITY OF CORAL GABLES

FILE:

## VAN ACCESSIBLE PARKING SPACE 45° PARKING (NTS)



5-25A

# KEEP RIGHT SIGN DETAIL



*R4-A*  
*24" x 30"*

Keep-Right.dwg

5-26

## KEEP RIGHT SIGN DETAIL

SCALE: N.T.S.

APP'D:

DRAWN BY: MEM

DEPARTMENT OF PUBLIC WORKS  
ENGINEERING DIVISION  
CITY OF CORAL GABLES, FLORIDA

DATE: 05-14-2007


SHEET: 1 OF 1

FILE: 2300-79M

# TRAFFIC CIRCLE PEDESTRIAN SIGN DETAIL



**W11-2**  
**30" X 30"**  
**(TYP.)**



**W16 - 7P**  
**24" X 12"**

Pedestrian-sign.dwg

**5-27**

## **TRAFFIC CIRCLE PEDESTRIAN SIGN DETAIL**

SCALE: N.T.S.

APP'D:

DRAWN BY: MEM

**DEPARTMENT OF PUBLIC WORKS**  
**ENGINEERING DIVISION**  
**CITY OF CORAL GABLES, FLORIDA**


DATE: 04-12-2007

SHEET: 1 OF 1

FILE: 2300-78M

REV. 4-29-2008

# TRAFFIC CIRCLE AHEAD SIGN DETAIL



W2-6  
30" x 30"  
(TYP.)

YELLOW AND BLACK



YELLOW AND BLACK

Sign-clr-tr3-2.dwg

5-28

## TRAFFIC CIRCLE AHEAD SIGN DETAIL

SCALE: N.T.S.

APP'D:

DRAWN BY: MEM

DEPARTMENT OF PUBLIC WORKS  
ENGINEERING DIVISION  
CITY OF CORAL GABLES, FLORIDA

DATE: 02-13-2003

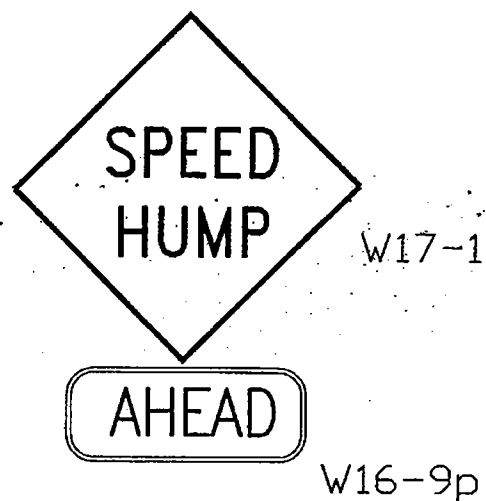

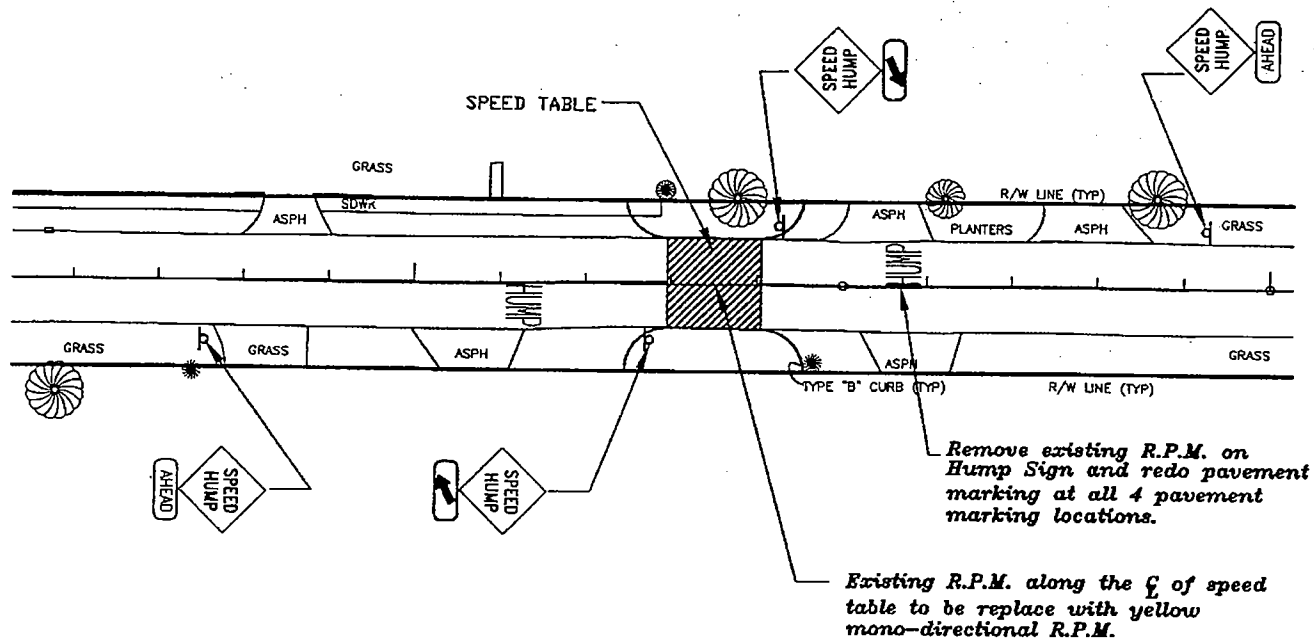
SHEET: 1 OF 1

FILE: 2300-35M

REV. 4-28-2008







AUTOCAD2000/circle-detail-final.dwg

5-29A

## SPEED TABLE SIGNS (TYP.)

SCALE: N.T.S.

APP'D: E.Z.

DRAWN BY: M.E.M.

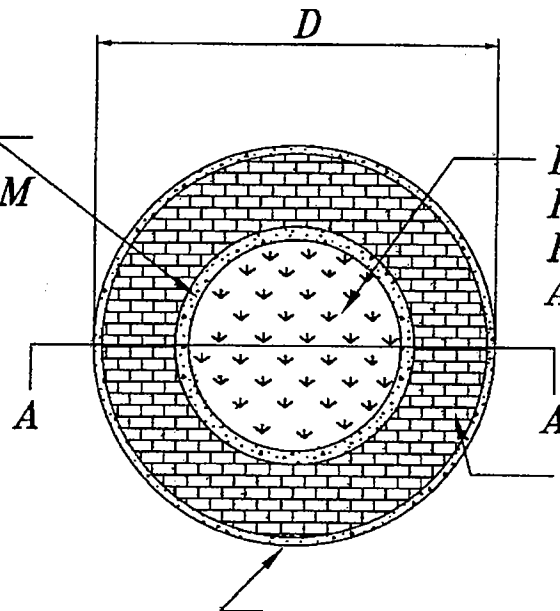
DEPARTMENT OF PUBLIC WORKS  
ENGINEERING DIVISION  
CITY OF CORAL GABLES, FLORIDA

DATE: 02-24-2010

SHEET: 1 of 1

FILE: 2200-86M

CONSTRUCT  
6" INCH WIDE  
CONCRETE BEAM  
(SEE DETAIL)



LANDSCAPE AREA  
REMOVE ASPHALT  
PLACE TOP SOIL  
AND SOD

CONSTRUCT  
4 FT WIDE  
PAVED BAND

TYPE "B" CURB  
(SEE DETAIL)

## TRAFFIC CIRCLE DETAIL

CIRCDETAIL.DWG

5-30

## TRAFFIC CIRCLE DETAIL

SCALE: N.T.S.

APP'D: E.Z.

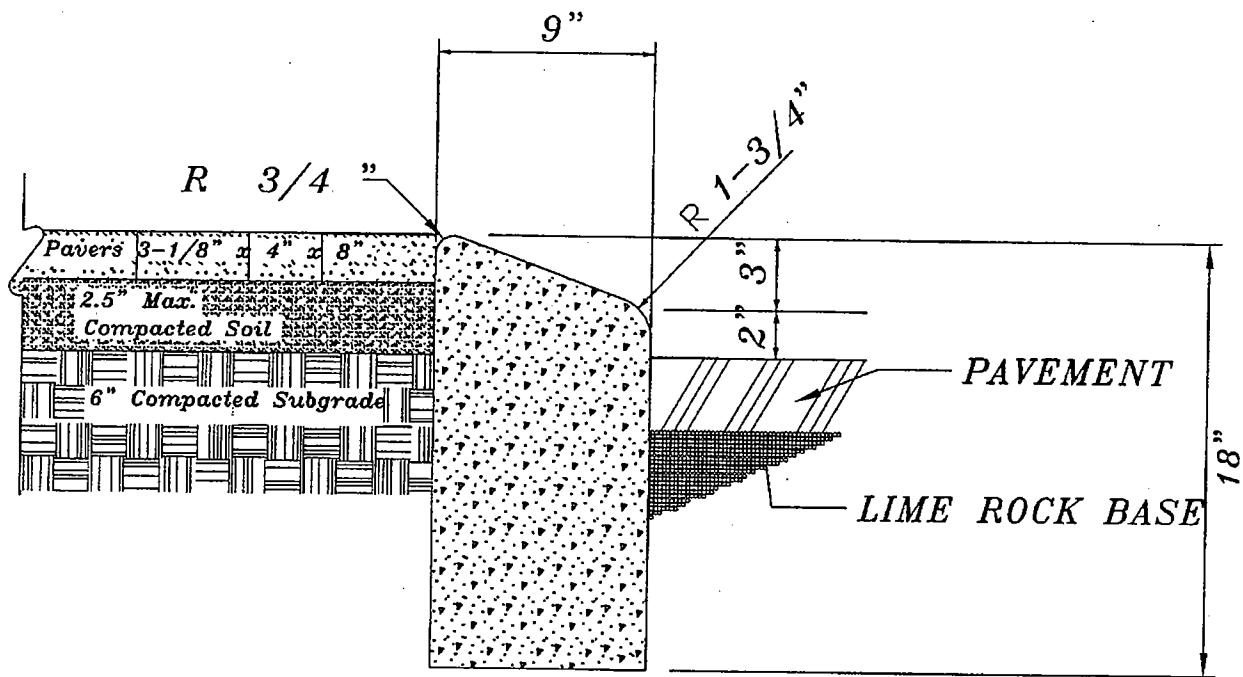
DRAWN BY: M.E.M.

DEPARTMENT OF PUBLIC WORKS  
ENGINEERING DIVISION  
CITY OF CORAL GABLES, FLORIDA

DATE: 01-22-2001

SHEET: 1 OF 1

FILE: 2300-81M



## TRAFFIC CIRCLE TYPE "B" CURB & PAVERS DETAIL

CIRCDetail.DWG

5-31

### TRAFFIC CIRCLE DETAIL-TYPE "B" CURB & PAVERS DETAIL

SCALE: N.T.S.

APP'D:

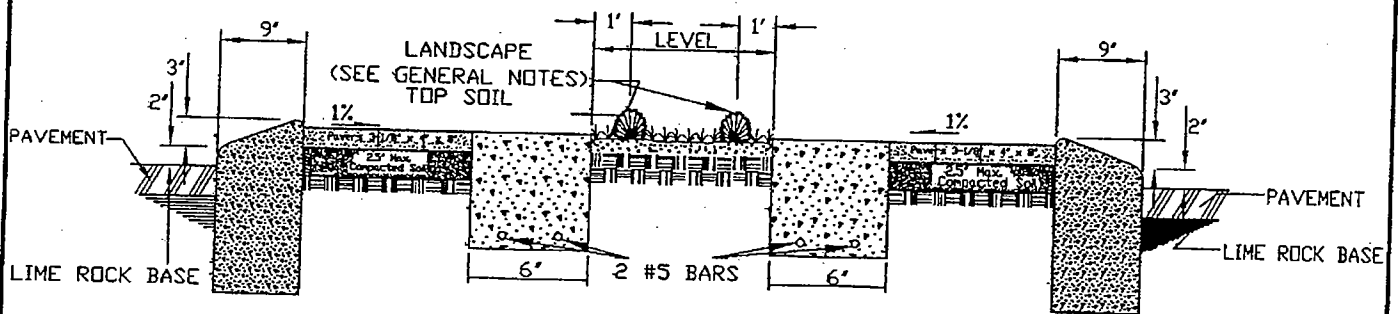
DRAWN BY: M.E.M.

DEPARTMENT OF PUBLIC WORKS  
ENGINEERING DIVISION  
CITY OF CORAL GABLES, FLORIDA

DATE: 3-3-2007

SHEET: 1 OF 1

FILE: 2300-82M



TRAFFIC CIRCLE DETAIL SECTION A-A

CIRCDETAIL.DWG

5-32

TRAFFIC CIRCLE DETAIL SECTION A-A

SCALE: N.T.S.

APP'D: E.Z.

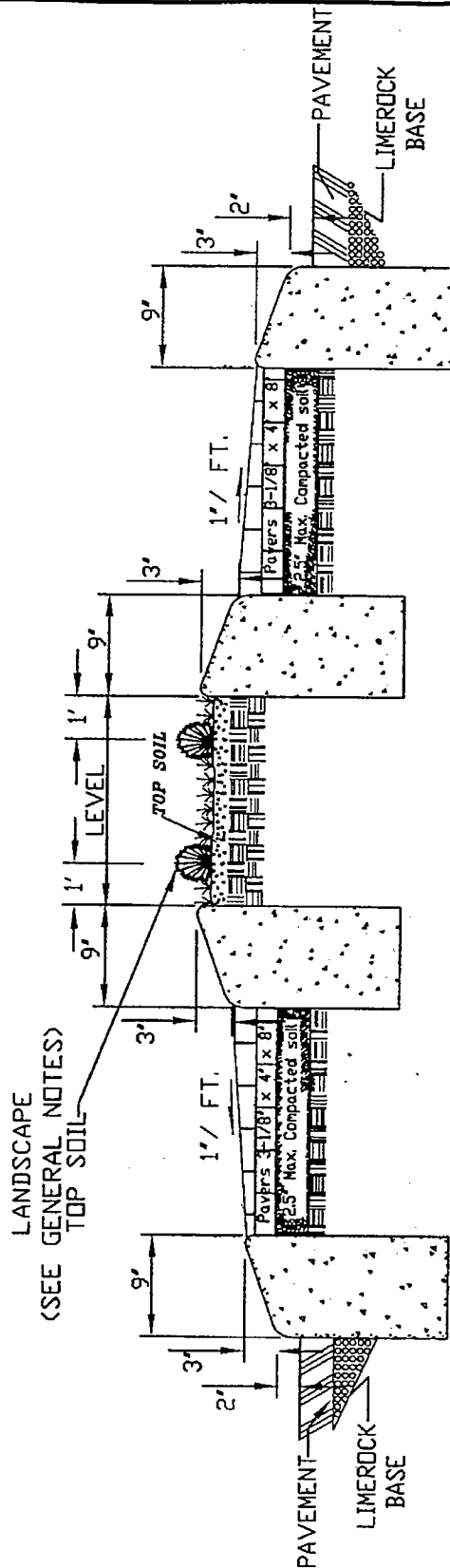
DRAWN BY: M.E.M.

DEPARTMENT OF PUBLIC WORKS  
ENGINEERING DIVISION  
CITY OF CORAL GABLES, FLORIDA

DATE: 3-3-2007

SHEET: 1 OF 1

FILE: 2300-83M



ROUNDABOUT DETAIL SECTION A-A

CIRCDetail.DWG

5-32A

## ROUNDABOUT DETAIL SECTION A-A

SCALE: N.T.S.

APP'D: E.Z.

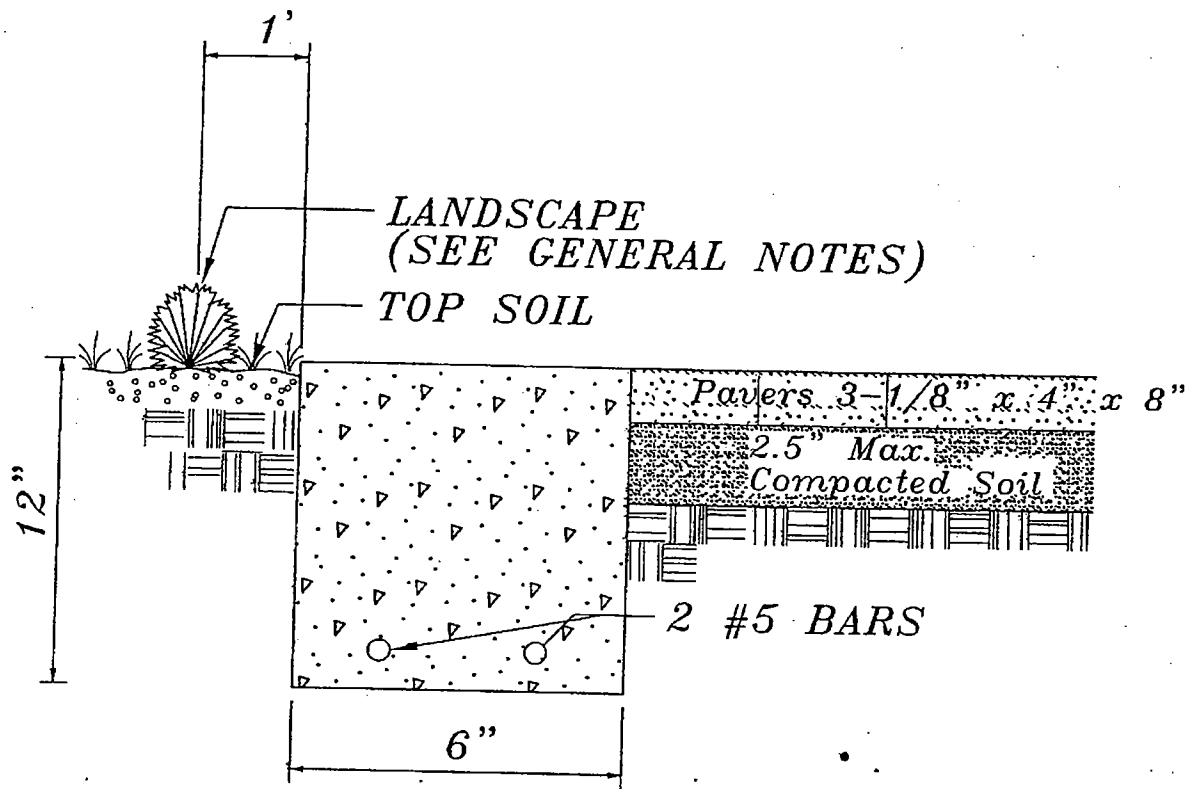
DRAWN BY: M.E.M.

DEPARTMENT OF PUBLIC WORKS  
ENGINEERING DIVISION  
CITY OF CORAL GABLES, FLORIDA

DATE: 3-3-2007

SHEET: 1 OF 1

FILE: 2300-83M



## TRAFFIC CIRCLE CONCRETE BEAM DETAIL

CIRCDETAIL.DWG

5-33

### TRAFFIC CIRCLE CONCRETE BEAM DETAIL

SCALE: N.T.S.

APP'D: E.Z.

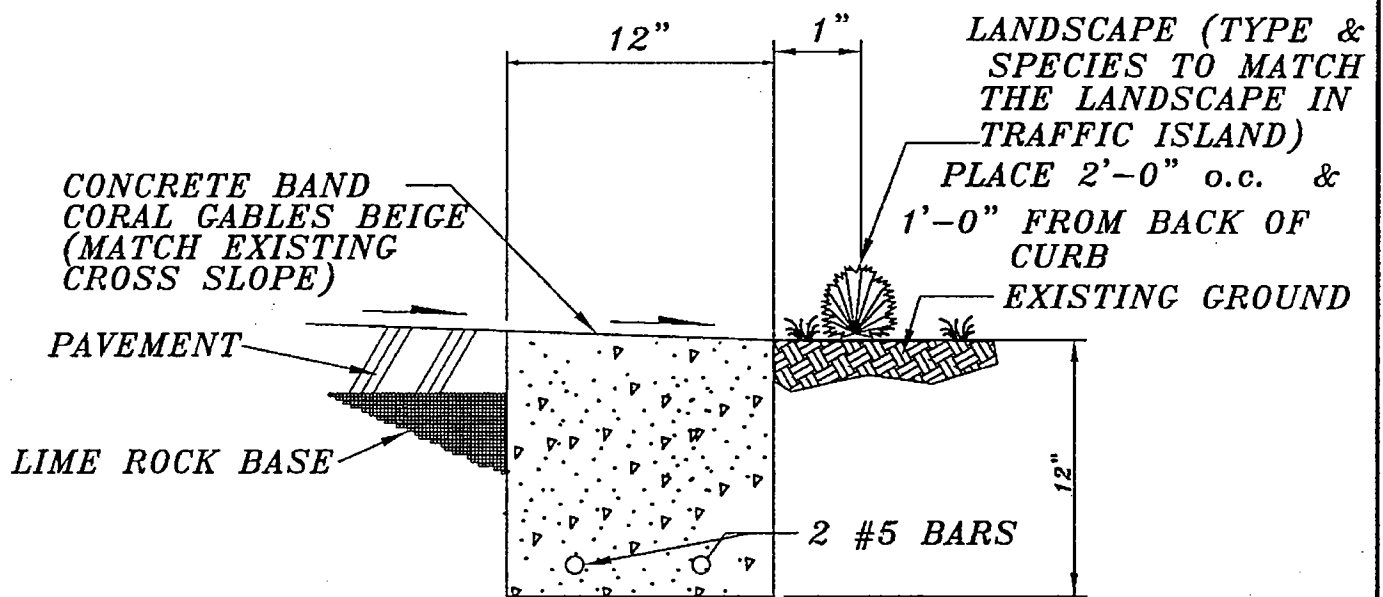
DRAWN BY: M.E.M.

DEPARTMENT OF PUBLIC WORKS  
ENGINEERING DIVISION  
CITY OF CORAL GABLES, FLORIDA

DATE: 3-3-2007

SHEET: 1 OF 1

FILE: 2300-84M



## CURB RETURN CONCRETE BAND DETAIL

CIRCDetail.DWG

5-34

### TRAFFIC CIRCLE CURB RETURN CONCRETE BAND DETAIL

SCALE: N.T.S.

APP'D: E.Z.

DRAWN BY: M.E.M.


DEPARTMENT OF PUBLIC WORKS  
ENGINEERING DIVISION  
CITY OF CORAL GABLES, FLORIDA

DATE: 3-3-2007

SHEET: 1 OF 1

FILE: 2300-85M

# **TRAFFIC CIRCLE YIELD SIGN DETAIL**



**R1-2  
(TYP.)  
30"X30"**

**5-35**

Yield-sign.dwg

## **TRAFFIC CIRCLE YIELD SIGN DETAIL**

SCALE: N.T.S.	<b>DEPARTMENT OF PUBLIC WORKS</b> ENGINEERING DIVISION CITY OF CORAL GABLES, FLORIDA	DATE: 04-12-2007
APP'D:		SHEET: 1 OF 1
DRAWN BY: MEM		FILE: 2300-77M

RIV. 4-29-2008