

CITY OF CORAL GABLES, FLORIDA

RESOLUTION NO. 2026-119

A RESOLUTION WITH ATTACHMENTS, OFFICIALLY ACCEPTING THE CITY CLERK’S CERTIFICATION AND DECLARATION OF THE RESULT OF CORAL GABLES SPECIAL REFERENDUM ELECTION, WHICH WAS HELD ON APRIL 21, 2026, WHEREIN VOTERS APPROVED OF **REFERENDUM 8 - FUND RESERVE POLICY AND EXPENDITURE OF GENERAL FUND RESERVES.**

WHEREAS, on April 21, 2026, following the closure of the polls at 7 p.m., in connection with the City of Coral Gables Special Referendum Election, the Miami-Dade Elections Department counted the votes cast on the ballot question providing for a City Charter Amendment related to **Fund Reserve Policy and expenditure of General Fund Reserves.**

WHEREAS, the tabulation of vote count of the total ballots cast yielded the following results:

| | <u>Total Votes</u> | <u>%</u> |
|-----|--------------------|----------|
| YES | 5,414 | 63.00 |
| NO | 3,180 | 37.00 |

and;

WHEREAS, acceptance of said results (i.e. including such attachments as the Summary Report and Precinct by Precinct Results), along with Miami-Dade County’s Certification of Election Tabulation document, and the City of Coral Gables Clerk’s Certificate and Declaration of the Result, have been brought forth for the City Commission’s consideration, review and approval;


NOW, THEREFORE, BE IT RESOLVED BY THE COMMISSION OF THE CITY OF CORAL GABLES, FLORIDA:

SECTION 1. The City Commission does hereby accept the City Clerk’s Certification and Declaration of the Result of the April 21, 2026 Special Election wherein the ballot question, **Referendum 8- providing for City Charter Amendment related to Fund Reserve Policy and expenditure of General Fund Reserves was approved, attached hereto and made a part of this Resolution.**

SECTION 2. That this Resolution shall become effective upon the date of its passage and adoption herein.


PASSED AND ADOPTED THIS FIFTH DAY OF MAY, A.D., 2026.
(Moved: Anderson / Seconded: Lara)
(Unanimous Voice Vote)
(Agenda Item: J-8)

APPROVED:

DocuSigned by:

53B880AB93824A5...


VINCE LAGO
MAYOR

ATTEST:

DocuSigned by:

358417D2FA884FF...

BILLY Y. URQUIA
CITY CLERK

APPROVED AS TO FORM AND
LEGAL SUFFICIENCY:

DocuSigned by:

9A595ED64D304E8...

CRISTINA M. SUÀREZ
CITY ATTORNEY

Alina Garcia
Supervisor of Elections

2700 NW 87th Ave
Miami, FL 33172



T 305-499-VOTE(8683)
F 305-499-8501
TTY 305-499-8480

votemiamidade.gov
@votemiamidade

CERTIFICATION

STATE OF FLORIDA

COUNTY OF MIAMI-DADE

I, Alina Garcia, Supervisor of Elections for Miami-Dade County, Florida, do hereby certify that the attached is a true and correct copy of the Official Results for the municipal office(s) and/or referendum(s) listed below in the **Coral Gables Special Election** conducted on April 21, 2026:

- **Amending the Charter to change the City's election date to coincide with national elections**
- **Amending the Charter to prohibit further changes to the election date via ordinance**
- **Allowing commissioners or officials to remove members prior to the expiration of their term**
- **Requiring a decennial review of the City Charter**
- **Authorizing a contracted inspector general as needed for the City of Coral Gables**
- **Requiring a vote of the electors prior to changing the compensation of City elected officials**
- **An Amendment eliminating the runoff election in City commission and mayoral races**
- **Fund Reserve Policy and expenditure of General Fund Reserves**

WITNESS MY HAND AND
OFFICIAL SEAL, AT MIAMI,
MIAMI-DADE COUNTY, FLORIDA,
ON THIS 24TH DAY OF APRIL 2026

Alina Garcia
Supervisor of Elections
Office of the Supervisor of Elections

Enclosure



Official Special Election
 April 21, 2026
 Coral Gables, FL

Summary Results Report

Official Results

| Statistics | TOTAL |
|-------------------------------------|----------|
| Absentee/ Early Precincts Reporting | 16 of 16 |
| Registered Voters - Total | 30,342 |
| Ballots Cast - Total | 8,807 |
| Ballots Cast - Blank | 7 |
| Voter Turnout - Total | 29.03% |

Amend Chtr to change City's election date

| Vote For 1 | TOTAL | VOTE % |
|-------------------------|--------------|----------------|
| Yes | 5,800 | 66.07% |
| No | 2,979 | 33.93% |
| Total Votes Cast | 8,779 | 100.00% |
| Overvotes | 9 | |
| Undervotes | 19 | |

Handwritten notes:
 Amend Jan 4/24/2026
 Victoria Lewis at 2:00 PM
 Maria Lopez 11/21/2026

Amend Chtr election date via ordinance

| Vote For 1 | TOTAL | VOTE % |
|-------------------------|--------------|----------------|
| Yes | 5,461 | 62.54% |
| No | 3,271 | 37.46% |
| Total Votes Cast | 8,732 | 100.00% |
| Overvotes | 9 | |
| Undervotes | 66 | |

Remove board members prior to expired term

| Vote For 1 | TOTAL | VOTE % |
|-------------------------|--------------|----------------|
| Yes | 3,433 | 39.30% |
| No | 5,303 | 60.70% |
| Total Votes Cast | 8,736 | 100.00% |
| Overvotes | 8 | |
| Undervotes | 63 | |

Require decennial review of City Charter

| Vote For 1 | TOTAL | VOTE % |
|-------------------------|--------------|----------------|
| Yes | 5,785 | 66.38% |
| No | 2,930 | 33.62% |
| Total Votes Cast | 8,715 | 100.00% |
| Overvotes | 4 | |
| Undervotes | 88 | |

Authorize Insp General City Coral Gables

| Vote For 1 | TOTAL | VOTE % |
|-------------------------|--------------|----------------|
| Yes | 5,955 | 68.86% |
| No | 2,693 | 31.14% |
| Total Votes Cast | 8,648 | 100.00% |
| Overvotes | 2 | |
| Undervotes | 157 | |

Change compensation City elected officials

| Vote For 1 | TOTAL | VOTE % |
|-------------------------|--------------|----------------|
| Yes | 6,736 | 77.84% |
| No | 1,918 | 22.16% |
| Total Votes Cast | 8,654 | 100.00% |
| Overvotes | 3 | |
| Undervotes | 150 | |

Eliminate Runoff Election Comm/Mayor Races

| Vote For 1 | TOTAL | VOTE % |
|-------------------------|--------------|----------------|
| Yes | 2,905 | 33.65% |
| No | 5,728 | 66.35% |
| Total Votes Cast | 8,633 | 100.00% |
| Overvotes | 8 | |
| Undervotes | 166 | |

Fund Reserve Policy/Expend Gen Fund Reserve

| Vote For 1 | TOTAL | VOTE % |
|-------------------------|--------------|----------------|
| Yes | 5,414 | 63.00% |
| No | 3,180 | 37.00% |
| Total Votes Cast | 8,594 | 100.00% |
| Overvotes | 4 | |
| Undervotes | 209 | |

Official Special Election
 April 21, 2026
 Coral Gables, FL

Precinct Results Report

Official Results

PRECINCT 601.0

| Statistics | TOTAL |
|---------------------------|--------------|
| Registered Voters - Total | 3,061 |
| Ballots Cast - Total | 974 |
| Ballots Cast - Blank | 1 |
| Voter Turnout - Total | 31.82% |

Amend Chtr to change City's election date

| Vote For 1 | | |
|-------------------------|--------------|----------------|
| | TOTAL | VOTE % |
| Yes | 614 | 63.10% |
| No | 359 | 36.90% |
| Total Votes Cast | 973 | 100.00% |
| Overvotes | 0 | |
| Undervotes | 1 | |

Amend Chtr election date via ordinance

| Vote For 1 | | |
|-------------------------|--------------|----------------|
| | TOTAL | VOTE % |
| Yes | 574 | 59.42% |
| No | 392 | 40.58% |
| Total Votes Cast | 966 | 100.00% |
| Overvotes | 1 | |
| Undervotes | 7 | |

Remove board members prior to expired term

| Vote For 1 | | |
|-------------------------|--------------|----------------|
| | TOTAL | VOTE % |
| Yes | 364 | 37.64% |
| No | 603 | 62.36% |
| Total Votes Cast | 967 | 100.00% |
| Overvotes | 0 | |
| Undervotes | 7 | |

Require decennial review of City Charter

| Vote For 1 | | |
|-------------------------|--------------|----------------|
| | TOTAL | VOTE % |
| Yes | 600 | 62.05% |
| No | 367 | 37.95% |
| Total Votes Cast | 967 | 100.00% |
| Overvotes | 0 | |
| Undervotes | 7 | |

Official Special Election
 April 21, 2026
 Coral Gables, FL

Precinct Results Report

Official Results

PRECINCT 601.0

Authorize Insp General City Coral Gables

| Vote For 1 | TOTAL | VOTE % |
|-------------------------|------------|----------------|
| Yes | 629 | 65.80% |
| No | 327 | 34.20% |
| Total Votes Cast | 956 | 100.00% |
| Overvotes | 0 | |
| Undervotes | 18 | |

Change compensation City elected officials

| Vote For 1 | TOTAL | VOTE % |
|-------------------------|------------|----------------|
| Yes | 723 | 75.63% |
| No | 233 | 24.37% |
| Total Votes Cast | 956 | 100.00% |
| Overvotes | 0 | |
| Undervotes | 18 | |

Eliminate Runoff Election Comm/Mayor Races

| Vote For 1 | TOTAL | VOTE % |
|-------------------------|------------|----------------|
| Yes | 314 | 32.91% |
| No | 640 | 67.09% |
| Total Votes Cast | 954 | 100.00% |
| Overvotes | 1 | |
| Undervotes | 19 | |

Fund Reserve Policy/Expend Gen Fund Reserve

| Vote For 1 | TOTAL | VOTE % |
|-------------------------|------------|----------------|
| Yes | 584 | 61.86% |
| No | 360 | 38.14% |
| Total Votes Cast | 944 | 100.00% |
| Overvotes | 1 | |
| Undervotes | 29 | |

Official Special Election
 April 21, 2026
 Coral Gables, FL

Precinct Results Report

Official Results

PRECINCT 604.0

| Statistics | TOTAL |
|---------------------------|--------------|
| Registered Voters - Total | 3,128 |
| Ballots Cast - Total | 789 |
| Ballots Cast - Blank | 1 |
| Voter Turnout - Total | 25.22% |

Amend Chtr to change City's election date

| Vote For 1 | | |
|-------------------------|--------------|----------------|
| | TOTAL | VOTE % |
| Yes | 513 | 65.27% |
| No | 273 | 34.73% |
| Total Votes Cast | 786 | 100.00% |
| Overvotes | 1 | |
| Undervotes | 2 | |

Amend Chtr election date via ordinance

| Vote For 1 | | |
|-------------------------|--------------|----------------|
| | TOTAL | VOTE % |
| Yes | 481 | 61.43% |
| No | 302 | 38.57% |
| Total Votes Cast | 783 | 100.00% |
| Overvotes | 0 | |
| Undervotes | 6 | |

Remove board members prior to expired term

| Vote For 1 | | |
|-------------------------|--------------|----------------|
| | TOTAL | VOTE % |
| Yes | 297 | 38.08% |
| No | 483 | 61.92% |
| Total Votes Cast | 780 | 100.00% |
| Overvotes | 0 | |
| Undervotes | 9 | |

Require decennial review of City Charter

| Vote For 1 | | |
|-------------------------|--------------|----------------|
| | TOTAL | VOTE % |
| Yes | 505 | 64.58% |
| No | 277 | 35.42% |
| Total Votes Cast | 782 | 100.00% |
| Overvotes | 0 | |
| Undervotes | 7 | |

Official Special Election
 April 21, 2026
 Coral Gables, FL

Precinct Results Report

Official Results

PRECINCT 604.0

Authorize Insp General City Coral Gables

| Vote For 1 | TOTAL | VOTE % |
|-------------------------|------------|----------------|
| Yes | 529 | 68.52% |
| No | 243 | 31.48% |
| Total Votes Cast | 772 | 100.00% |
| Overvotes | 0 | |
| Undervotes | 17 | |

Change compensation City elected officials

| Vote For 1 | TOTAL | VOTE % |
|-------------------------|------------|----------------|
| Yes | 596 | 77.50% |
| No | 173 | 22.50% |
| Total Votes Cast | 769 | 100.00% |
| Overvotes | 1 | |
| Undervotes | 19 | |

Eliminate Runoff Election Comm/Mayor Races

| Vote For 1 | TOTAL | VOTE % |
|-------------------------|------------|----------------|
| Yes | 252 | 32.77% |
| No | 517 | 67.23% |
| Total Votes Cast | 769 | 100.00% |
| Overvotes | 2 | |
| Undervotes | 18 | |

Fund Reserve Policy/Expend Gen Fund Reserve

| Vote For 1 | TOTAL | VOTE % |
|-------------------------|------------|----------------|
| Yes | 506 | 65.89% |
| No | 262 | 34.11% |
| Total Votes Cast | 768 | 100.00% |
| Overvotes | 0 | |
| Undervotes | 21 | |

Official Special Election
 April 21, 2026
 Coral Gables, FL

Precinct Results Report

Official Results

PRECINCT 607.0

| Statistics | TOTAL |
|---------------------------|--------|
| Registered Voters - Total | 1,938 |
| Ballots Cast - Total | 691 |
| Ballots Cast - Blank | 0 |
| Voter Turnout - Total | 35.66% |

Amend Chtr to change City's election date

| Vote For 1 | TOTAL | VOTE % |
|-------------------------|------------|----------------|
| Yes | 430 | 62.41% |
| No | 259 | 37.59% |
| Total Votes Cast | 689 | 100.00% |
| Overvotes | 1 | |
| Undervotes | 1 | |

Amend Chtr election date via ordinance

| Vote For 1 | TOTAL | VOTE % |
|-------------------------|------------|----------------|
| Yes | 402 | 58.52% |
| No | 285 | 41.48% |
| Total Votes Cast | 687 | 100.00% |
| Overvotes | 0 | |
| Undervotes | 4 | |

Remove board members prior to expired term

| Vote For 1 | TOTAL | VOTE % |
|-------------------------|------------|----------------|
| Yes | 245 | 35.92% |
| No | 437 | 64.08% |
| Total Votes Cast | 682 | 100.00% |
| Overvotes | 1 | |
| Undervotes | 8 | |

Require decennial review of City Charter

| Vote For 1 | TOTAL | VOTE % |
|-------------------------|------------|----------------|
| Yes | 441 | 64.57% |
| No | 242 | 35.43% |
| Total Votes Cast | 683 | 100.00% |
| Overvotes | 0 | |
| Undervotes | 8 | |

Official Special Election
 April 21, 2026
 Coral Gables, FL

Precinct Results Report

Official Results

PRECINCT 607.0

Authorize Insp General City Coral Gables

| Vote For 1 | TOTAL | VOTE % |
|-------------------------|------------|----------------|
| Yes | 451 | 67.01% |
| No | 222 | 32.99% |
| Total Votes Cast | 673 | 100.00% |
| Overvotes | 0 | |
| Undervotes | 18 | |

Change compensation City elected officials

| Vote For 1 | TOTAL | VOTE % |
|-------------------------|------------|----------------|
| Yes | 507 | 74.89% |
| No | 170 | 25.11% |
| Total Votes Cast | 677 | 100.00% |
| Overvotes | 0 | |
| Undervotes | 14 | |

Eliminate Runoff Election Comm/Mayor Races

| Vote For 1 | TOTAL | VOTE % |
|-------------------------|------------|----------------|
| Yes | 244 | 36.20% |
| No | 430 | 63.80% |
| Total Votes Cast | 674 | 100.00% |
| Overvotes | 0 | |
| Undervotes | 17 | |

Fund Reserve Policy/Expend Gen Fund Reserve

| Vote For 1 | TOTAL | VOTE % |
|-------------------------|------------|----------------|
| Yes | 413 | 61.46% |
| No | 259 | 38.54% |
| Total Votes Cast | 672 | 100.00% |
| Overvotes | 0 | |
| Undervotes | 19 | |

Official Special Election
 April 21, 2026
 Coral Gables, FL

Precinct Results Report

Official Results

PRECINCT 608.0

| Statistics | TOTAL |
|---------------------------|--------------|
| Registered Voters - Total | 1,900 |
| Ballots Cast - Total | 659 |
| Ballots Cast - Blank | 0 |
| Voter Turnout - Total | 34.68% |

Amend Chtr to change City's election date

| Vote For 1 | | |
|-------------------------|--------------|----------------|
| | TOTAL | VOTE % |
| Yes | 398 | 60.58% |
| No | 259 | 39.42% |
| Total Votes Cast | 657 | 100.00% |
| Overvotes | 0 | |
| Undervotes | 2 | |

Amend Chtr election date via ordinance

| Vote For 1 | | |
|-------------------------|--------------|----------------|
| | TOTAL | VOTE % |
| Yes | 399 | 61.10% |
| No | 254 | 38.90% |
| Total Votes Cast | 653 | 100.00% |
| Overvotes | 2 | |
| Undervotes | 4 | |

Remove board members prior to expired term

| Vote For 1 | | |
|-------------------------|--------------|----------------|
| | TOTAL | VOTE % |
| Yes | 242 | 36.83% |
| No | 415 | 63.17% |
| Total Votes Cast | 657 | 100.00% |
| Overvotes | 0 | |
| Undervotes | 2 | |

Require decennial review of City Charter

| Vote For 1 | | |
|-------------------------|--------------|----------------|
| | TOTAL | VOTE % |
| Yes | 384 | 58.90% |
| No | 268 | 41.10% |
| Total Votes Cast | 652 | 100.00% |
| Overvotes | 0 | |
| Undervotes | 7 | |

Official Special Election
 April 21, 2026
 Coral Gables, FL

Precinct Results Report

Official Results

PRECINCT 608.0

Authorize Insp General City Coral Gables

Vote For 1

| | TOTAL | VOTE % |
|-------------------------|------------|----------------|
| Yes | 423 | 64.88% |
| No | 229 | 35.12% |
| Total Votes Cast | 652 | 100.00% |
| Overvotes | 0 | |
| Undervotes | 7 | |

Change compensation City elected officials

Vote For 1

| | TOTAL | VOTE % |
|-------------------------|------------|----------------|
| Yes | 465 | 71.32% |
| No | 187 | 28.68% |
| Total Votes Cast | 652 | 100.00% |
| Overvotes | 0 | |
| Undervotes | 7 | |

Eliminate Runoff Election Comm/Mayor Races

Vote For 1

| | TOTAL | VOTE % |
|-------------------------|------------|----------------|
| Yes | 207 | 31.75% |
| No | 445 | 68.25% |
| Total Votes Cast | 652 | 100.00% |
| Overvotes | 0 | |
| Undervotes | 7 | |

Fund Reserve Policy/Expend Gen Fund Reserve

Vote For 1

| | TOTAL | VOTE % |
|-------------------------|------------|----------------|
| Yes | 379 | 58.49% |
| No | 269 | 41.51% |
| Total Votes Cast | 648 | 100.00% |
| Overvotes | 0 | |
| Undervotes | 11 | |

Official Special Election
 April 21, 2026
 Coral Gables, FL

Precinct Results Report

Official Results

PRECINCT 611.0

Statistics

| | TOTAL |
|---------------------------|--------|
| Registered Voters - Total | 2,717 |
| Ballots Cast - Total | 787 |
| Ballots Cast - Blank | 2 |
| Voter Turnout - Total | 28.97% |

Amend Chtr to change City's election date

| Vote For 1 | TOTAL | VOTE % |
|-------------------------|------------|----------------|
| Yes | 537 | 68.41% |
| No | 248 | 31.59% |
| Total Votes Cast | 785 | 100.00% |
| Overvotes | 0 | |
| Undervotes | 2 | |

Amend Chtr election date via ordinance

| Vote For 1 | TOTAL | VOTE % |
|-------------------------|------------|----------------|
| Yes | 511 | 65.68% |
| No | 267 | 34.32% |
| Total Votes Cast | 778 | 100.00% |
| Overvotes | 0 | |
| Undervotes | 9 | |

Remove board members prior to expired term

| Vote For 1 | TOTAL | VOTE % |
|-------------------------|------------|----------------|
| Yes | 323 | 41.30% |
| No | 459 | 58.70% |
| Total Votes Cast | 782 | 100.00% |
| Overvotes | 0 | |
| Undervotes | 5 | |

Require decennial review of City Charter

| Vote For 1 | TOTAL | VOTE % |
|-------------------------|------------|----------------|
| Yes | 550 | 70.69% |
| No | 228 | 29.31% |
| Total Votes Cast | 778 | 100.00% |
| Overvotes | 1 | |
| Undervotes | 8 | |

Official Special Election
 April 21, 2026
 Coral Gables, FL

Precinct Results Report

Official Results

PRECINCT 611.0

Authorize Insp General City Coral Gables

| Vote For 1 | TOTAL | VOTE % |
|-------------------------|------------|----------------|
| Yes | 546 | 70.36% |
| No | 230 | 29.64% |
| Total Votes Cast | 776 | 100.00% |
| Overvotes | 1 | |
| Undervotes | 10 | |

Change compensation City elected officials

| Vote For 1 | TOTAL | VOTE % |
|-------------------------|------------|----------------|
| Yes | 628 | 80.62% |
| No | 151 | 19.38% |
| Total Votes Cast | 779 | 100.00% |
| Overvotes | 1 | |
| Undervotes | 7 | |

Eliminate Runoff Election Comm/Mayor Races

| Vote For 1 | TOTAL | VOTE % |
|-------------------------|------------|----------------|
| Yes | 278 | 35.92% |
| No | 496 | 64.08% |
| Total Votes Cast | 774 | 100.00% |
| Overvotes | 0 | |
| Undervotes | 13 | |

Fund Reserve Policy/Expend Gen Fund Reserve

| Vote For 1 | TOTAL | VOTE % |
|-------------------------|------------|----------------|
| Yes | 490 | 63.14% |
| No | 286 | 36.86% |
| Total Votes Cast | 776 | 100.00% |
| Overvotes | 0 | |
| Undervotes | 11 | |

Official Special Election
 April 21, 2026
 Coral Gables, FL

Precinct Results Report

Official Results

PRECINCT 612.0

Statistics TOTAL

| | | |
|---------------------------|--------|--|
| Registered Voters - Total | 840 | |
| Ballots Cast - Total | 294 | |
| Ballots Cast - Blank | 0 | |
| Voter Turnout - Total | 35.00% | |

Amend Chtr to change City's election date

| Vote For 1 | TOTAL | VOTE % |
|-------------------------|------------|----------------|
| Yes | 208 | 71.23% |
| No | 84 | 28.77% |
| Total Votes Cast | 292 | 100.00% |
| Overvotes | 2 | |
| Undervotes | 0 | |

Amend Chtr election date via ordinance

| Vote For 1 | TOTAL | VOTE % |
|-------------------------|------------|----------------|
| Yes | 207 | 70.65% |
| No | 86 | 29.35% |
| Total Votes Cast | 293 | 100.00% |
| Overvotes | 1 | |
| Undervotes | 0 | |

Remove board members prior to expired term

| Vote For 1 | TOTAL | VOTE % |
|-------------------------|------------|----------------|
| Yes | 103 | 35.27% |
| No | 189 | 64.73% |
| Total Votes Cast | 292 | 100.00% |
| Overvotes | 1 | |
| Undervotes | 1 | |

Require decennial review of City Charter

| Vote For 1 | TOTAL | VOTE % |
|-------------------------|------------|----------------|
| Yes | 222 | 76.29% |
| No | 69 | 23.71% |
| Total Votes Cast | 291 | 100.00% |
| Overvotes | 1 | |
| Undervotes | 2 | |

Official Special Election
 April 21, 2026
 Coral Gables, FL

Precinct Results Report

Official Results

PRECINCT 612.0

Authorize Insp General City Coral Gables

Vote For 1

| | TOTAL | VOTE % |
|-------------------------|------------|----------------|
| Yes | 218 | 74.66% |
| No | 74 | 25.34% |
| Total Votes Cast | 292 | 100.00% |
| Overvotes | 0 | |
| Undervotes | 2 | |

Change compensation City elected officials

Vote For 1

| | TOTAL | VOTE % |
|-------------------------|------------|----------------|
| Yes | 254 | 87.89% |
| No | 35 | 12.11% |
| Total Votes Cast | 289 | 100.00% |
| Overvotes | 0 | |
| Undervotes | 5 | |

Eliminate Runoff Election Comm/Mayor Races

Vote For 1

| | TOTAL | VOTE % |
|-------------------------|------------|----------------|
| Yes | 88 | 30.14% |
| No | 204 | 69.86% |
| Total Votes Cast | 292 | 100.00% |
| Overvotes | 0 | |
| Undervotes | 2 | |

Fund Reserve Policy/Expend Gen Fund Reserve

Vote For 1

| | TOTAL | VOTE % |
|-------------------------|------------|----------------|
| Yes | 195 | 67.24% |
| No | 95 | 32.76% |
| Total Votes Cast | 290 | 100.00% |
| Overvotes | 0 | |
| Undervotes | 4 | |

Official Special Election
 April 21, 2026
 Coral Gables, FL

Precinct Results Report

Official Results

PRECINCT 613.0

| Statistics | TOTAL |
|---------------------------|--------|
| Registered Voters - Total | 1,420 |
| Ballots Cast - Total | 388 |
| Ballots Cast - Blank | 0 |
| Voter Turnout - Total | 27.32% |

Amend Chtr to change City's election date

| Vote For 1 | TOTAL | VOTE % |
|-------------------------|------------|----------------|
| Yes | 239 | 61.76% |
| No | 148 | 38.24% |
| Total Votes Cast | 387 | 100.00% |
| Overvotes | 0 | |
| Undervotes | 1 | |

Amend Chtr election date via ordinance

| Vote For 1 | TOTAL | VOTE % |
|-------------------------|------------|----------------|
| Yes | 216 | 56.10% |
| No | 169 | 43.90% |
| Total Votes Cast | 385 | 100.00% |
| Overvotes | 0 | |
| Undervotes | 3 | |

Remove board members prior to expired term

| Vote For 1 | TOTAL | VOTE % |
|-------------------------|------------|----------------|
| Yes | 141 | 37.01% |
| No | 240 | 62.99% |
| Total Votes Cast | 381 | 100.00% |
| Overvotes | 1 | |
| Undervotes | 6 | |

Require decennial review of City Charter

| Vote For 1 | TOTAL | VOTE % |
|-------------------------|------------|----------------|
| Yes | 245 | 64.64% |
| No | 134 | 35.36% |
| Total Votes Cast | 379 | 100.00% |
| Overvotes | 0 | |
| Undervotes | 9 | |

Official Special Election
 April 21, 2026
 Coral Gables, FL

Precinct Results Report

Official Results

PRECINCT 613.0

Authorize Insp General City Coral Gables

| Vote For 1 | TOTAL | VOTE % |
|-------------------------|------------|----------------|
| Yes | 237 | 62.20% |
| No | 144 | 37.80% |
| Total Votes Cast | 381 | 100.00% |
| Overvotes | 0 | |
| Undervotes | 7 | |

Change compensation City elected officials

| Vote For 1 | TOTAL | VOTE % |
|-------------------------|------------|----------------|
| Yes | 271 | 71.32% |
| No | 109 | 28.68% |
| Total Votes Cast | 380 | 100.00% |
| Overvotes | 0 | |
| Undervotes | 8 | |

Eliminate Runoff Election Comm/Mayor Races

| Vote For 1 | TOTAL | VOTE % |
|-------------------------|------------|----------------|
| Yes | 114 | 30.16% |
| No | 264 | 69.84% |
| Total Votes Cast | 378 | 100.00% |
| Overvotes | 0 | |
| Undervotes | 10 | |

Fund Reserve Policy/Expend Gen Fund Reserve

| Vote For 1 | TOTAL | VOTE % |
|-------------------------|------------|----------------|
| Yes | 224 | 59.10% |
| No | 155 | 40.90% |
| Total Votes Cast | 379 | 100.00% |
| Overvotes | 0 | |
| Undervotes | 9 | |

Official Special Election
 April 21, 2026
 Coral Gables, FL

Precinct Results Report

Official Results

PRECINCT 614.0

| Statistics | TOTAL |
|---------------------------|--------|
| Registered Voters - Total | 1,381 |
| Ballots Cast - Total | 378 |
| Ballots Cast - Blank | 0 |
| Voter Turnout - Total | 27.37% |

Amend Chtr to change City's election date

| Vote For 1 | TOTAL | VOTE % |
|-------------------------|------------|----------------|
| Yes | 251 | 66.40% |
| No | 127 | 33.60% |
| Total Votes Cast | 378 | 100.00% |
| Overvotes | 0 | |
| Undervotes | 0 | |

Amend Chtr election date via ordinance

| Vote For 1 | TOTAL | VOTE % |
|-------------------------|------------|----------------|
| Yes | 239 | 63.56% |
| No | 137 | 36.44% |
| Total Votes Cast | 376 | 100.00% |
| Overvotes | 0 | |
| Undervotes | 2 | |

Remove board members prior to expired term

| Vote For 1 | TOTAL | VOTE % |
|-------------------------|------------|----------------|
| Yes | 151 | 40.16% |
| No | 225 | 59.84% |
| Total Votes Cast | 376 | 100.00% |
| Overvotes | 0 | |
| Undervotes | 2 | |

Require decennial review of City Charter

| Vote For 1 | TOTAL | VOTE % |
|-------------------------|------------|----------------|
| Yes | 245 | 65.16% |
| No | 131 | 34.84% |
| Total Votes Cast | 376 | 100.00% |
| Overvotes | 0 | |
| Undervotes | 2 | |

Official Special Election
 April 21, 2026
 Coral Gables, FL

Precinct Results Report

Official Results

PRECINCT 614.0

Authorize Insp General City Coral Gables

| Vote For 1 | TOTAL | VOTE % |
|-------------------------|------------|----------------|
| Yes | 257 | 68.90% |
| No | 116 | 31.10% |
| Total Votes Cast | 373 | 100.00% |
| Overvotes | 0 | |
| Undervotes | 5 | |

Change compensation City elected officials

| Vote For 1 | TOTAL | VOTE % |
|-------------------------|------------|----------------|
| Yes | 282 | 76.01% |
| No | 89 | 23.99% |
| Total Votes Cast | 371 | 100.00% |
| Overvotes | 0 | |
| Undervotes | 7 | |

Eliminate Runoff Election Comm/Mayor Races

| Vote For 1 | TOTAL | VOTE % |
|-------------------------|------------|----------------|
| Yes | 133 | 35.95% |
| No | 237 | 64.05% |
| Total Votes Cast | 370 | 100.00% |
| Overvotes | 1 | |
| Undervotes | 7 | |

Fund Reserve Policy/Expend Gen Fund Reserve

| Vote For 1 | TOTAL | VOTE % |
|-------------------------|------------|----------------|
| Yes | 226 | 61.25% |
| No | 143 | 38.75% |
| Total Votes Cast | 369 | 100.00% |
| Overvotes | 0 | |
| Undervotes | 9 | |

Official Special Election
 April 21, 2026
 Coral Gables, FL

Precinct Results Report

Official Results

PRECINCT 615.0

| Statistics | TOTAL |
|---------------------------|--------|
| Registered Voters - Total | 1,906 |
| Ballots Cast - Total | 612 |
| Ballots Cast - Blank | 1 |
| Voter Turnout - Total | 32.11% |

Amend Chtr to change City's election date

| Vote For 1 | TOTAL | VOTE % |
|-------------------------|------------|----------------|
| Yes | 401 | 65.95% |
| No | 207 | 34.05% |
| Total Votes Cast | 608 | 100.00% |
| Overvotes | 1 | |
| Undervotes | 3 | |

Amend Chtr election date via ordinance

| Vote For 1 | TOTAL | VOTE % |
|-------------------------|------------|----------------|
| Yes | 368 | 60.93% |
| No | 236 | 39.07% |
| Total Votes Cast | 604 | 100.00% |
| Overvotes | 2 | |
| Undervotes | 6 | |

Remove board members prior to expired term

| Vote For 1 | TOTAL | VOTE % |
|-------------------------|------------|----------------|
| Yes | 242 | 39.93% |
| No | 364 | 60.07% |
| Total Votes Cast | 606 | 100.00% |
| Overvotes | 1 | |
| Undervotes | 5 | |

Require decennial review of City Charter

| Vote For 1 | TOTAL | VOTE % |
|-------------------------|------------|----------------|
| Yes | 414 | 68.32% |
| No | 192 | 31.68% |
| Total Votes Cast | 606 | 100.00% |
| Overvotes | 0 | |
| Undervotes | 6 | |

Official Special Election
 April 21, 2026
 Coral Gables, FL

Precinct Results Report

Official Results

PRECINCT 615.0

Authorize Insp General City Coral Gables

| Vote For 1 | TOTAL | VOTE % |
|-------------------------|------------|----------------|
| Yes | 411 | 68.84% |
| No | 186 | 31.16% |
| Total Votes Cast | 597 | 100.00% |
| Overvotes | 0 | |
| Undervotes | 15 | |

Change compensation City elected officials

| Vote For 1 | TOTAL | VOTE % |
|-------------------------|------------|----------------|
| Yes | 458 | 76.59% |
| No | 140 | 23.41% |
| Total Votes Cast | 598 | 100.00% |
| Overvotes | 0 | |
| Undervotes | 14 | |

Eliminate Runoff Election Comm/Mayor Races

| Vote For 1 | TOTAL | VOTE % |
|-------------------------|------------|----------------|
| Yes | 193 | 32.38% |
| No | 403 | 67.62% |
| Total Votes Cast | 596 | 100.00% |
| Overvotes | 0 | |
| Undervotes | 16 | |

Fund Reserve Policy/Expend Gen Fund Reserve

| Vote For 1 | TOTAL | VOTE % |
|-------------------------|------------|----------------|
| Yes | 371 | 62.67% |
| No | 221 | 37.33% |
| Total Votes Cast | 592 | 100.00% |
| Overvotes | 1 | |
| Undervotes | 19 | |

Official Special Election
 April 21, 2026
 Coral Gables, FL

Precinct Results Report

Official Results

PRECINCT 617.0

| Statistics | TOTAL |
|---------------------------|--------|
| Registered Voters - Total | 3,002 |
| Ballots Cast - Total | 762 |
| Ballots Cast - Blank | 1 |
| Voter Turnout - Total | 25.38% |

Amend Chtr to change City's election date

| Vote For 1 | TOTAL | VOTE % |
|-------------------------|------------|----------------|
| Yes | 578 | 76.25% |
| No | 180 | 23.75% |
| Total Votes Cast | 758 | 100.00% |
| Overvotes | 1 | |
| Undervotes | 3 | |

Amend Chtr election date via ordinance

| Vote For 1 | TOTAL | VOTE % |
|-------------------------|------------|----------------|
| Yes | 518 | 69.16% |
| No | 231 | 30.84% |
| Total Votes Cast | 749 | 100.00% |
| Overvotes | 3 | |
| Undervotes | 10 | |

Remove board members prior to expired term

| Vote For 1 | TOTAL | VOTE % |
|-------------------------|------------|----------------|
| Yes | 369 | 48.81% |
| No | 387 | 51.19% |
| Total Votes Cast | 756 | 100.00% |
| Overvotes | 2 | |
| Undervotes | 4 | |

Require decennial review of City Charter

| Vote For 1 | TOTAL | VOTE % |
|-------------------------|------------|----------------|
| Yes | 559 | 74.34% |
| No | 193 | 25.66% |
| Total Votes Cast | 752 | 100.00% |
| Overvotes | 1 | |
| Undervotes | 9 | |

Official Special Election
 April 21, 2026
 Coral Gables, FL

Precinct Results Report

Official Results

PRECINCT 617.0

Authorize Insp General City Coral Gables

| Vote For 1 | TOTAL | VOTE % |
|-------------------------|------------|----------------|
| Yes | 586 | 78.98% |
| No | 156 | 21.02% |
| Total Votes Cast | 742 | 100.00% |
| Overvotes | 0 | |
| Undervotes | 20 | |

Change compensation City elected officials

| Vote For 1 | TOTAL | VOTE % |
|-------------------------|------------|----------------|
| Yes | 636 | 85.14% |
| No | 111 | 14.86% |
| Total Votes Cast | 747 | 100.00% |
| Overvotes | 0 | |
| Undervotes | 15 | |

Eliminate Runoff Election Comm/Mayor Races

| Vote For 1 | TOTAL | VOTE % |
|-------------------------|------------|----------------|
| Yes | 279 | 37.60% |
| No | 463 | 62.40% |
| Total Votes Cast | 742 | 100.00% |
| Overvotes | 1 | |
| Undervotes | 19 | |

Fund Reserve Policy/Expend Gen Fund Reserve

| Vote For 1 | TOTAL | VOTE % |
|-------------------------|------------|----------------|
| Yes | 493 | 66.53% |
| No | 248 | 33.47% |
| Total Votes Cast | 741 | 100.00% |
| Overvotes | 0 | |
| Undervotes | 21 | |

Official Special Election
 April 21, 2026
 Coral Gables, FL

Precinct Results Report

Official Results

PRECINCT 618.0

| Statistics | TOTAL |
|---------------------------|--------------|
| Registered Voters - Total | 1,272 |
| Ballots Cast - Total | 278 |
| Ballots Cast - Blank | 0 |
| Voter Turnout - Total | 21.86% |

Amend Chtr to change City's election date

| Vote For 1 | TOTAL | VOTE % |
|-------------------------|------------|----------------|
| Yes | 226 | 81.59% |
| No | 51 | 18.41% |
| Total Votes Cast | 277 | 100.00% |
| Overvotes | 0 | |
| Undervotes | 1 | |

Amend Chtr election date via ordinance

| Vote For 1 | TOTAL | VOTE % |
|-------------------------|------------|----------------|
| Yes | 208 | 75.64% |
| No | 67 | 24.36% |
| Total Votes Cast | 275 | 100.00% |
| Overvotes | 0 | |
| Undervotes | 3 | |

Remove board members prior to expired term

| Vote For 1 | TOTAL | VOTE % |
|-------------------------|------------|----------------|
| Yes | 124 | 45.42% |
| No | 149 | 54.58% |
| Total Votes Cast | 273 | 100.00% |
| Overvotes | 0 | |
| Undervotes | 5 | |

Require decennial review of City Charter

| Vote For 1 | TOTAL | VOTE % |
|-------------------------|------------|----------------|
| Yes | 197 | 72.16% |
| No | 76 | 27.84% |
| Total Votes Cast | 273 | 100.00% |
| Overvotes | 0 | |
| Undervotes | 5 | |

Official Special Election
 April 21, 2026
 Coral Gables, FL

Precinct Results Report

Official Results

PRECINCT 618.0

Authorize Insp General City Coral Gables

| Vote For 1 | TOTAL | VOTE % |
|-------------------------|------------|----------------|
| Yes | 218 | 79.85% |
| No | 55 | 20.15% |
| Total Votes Cast | 273 | 100.00% |
| Overvotes | 0 | |
| Undervotes | 5 | |

Change compensation City elected officials

| Vote For 1 | TOTAL | VOTE % |
|-------------------------|------------|----------------|
| Yes | 236 | 85.82% |
| No | 39 | 14.18% |
| Total Votes Cast | 275 | 100.00% |
| Overvotes | 0 | |
| Undervotes | 3 | |

Eliminate Runoff Election Comm/Mayor Races

| Vote For 1 | TOTAL | VOTE % |
|-------------------------|------------|----------------|
| Yes | 120 | 44.12% |
| No | 152 | 55.88% |
| Total Votes Cast | 272 | 100.00% |
| Overvotes | 1 | |
| Undervotes | 5 | |

Fund Reserve Policy/Expend Gen Fund Reserve

| Vote For 1 | TOTAL | VOTE % |
|-------------------------|------------|----------------|
| Yes | 195 | 71.96% |
| No | 76 | 28.04% |
| Total Votes Cast | 271 | 100.00% |
| Overvotes | 0 | |
| Undervotes | 7 | |

Official Special Election
 April 21, 2026
 Coral Gables, FL

Precinct Results Report

Official Results

PRECINCT 633.0

Statistics TOTAL

| | |
|---------------------------|--------|
| Registered Voters - Total | 1,991 |
| Ballots Cast - Total | 411 |
| Ballots Cast - Blank | 1 |
| Voter Turnout - Total | 20.64% |

Amend Chtr to change City's election date

| Vote For 1 | TOTAL | VOTE % |
|-------------------------|------------|----------------|
| Yes | 244 | 59.51% |
| No | 166 | 40.49% |
| Total Votes Cast | 410 | 100.00% |
| Overvotes | 0 | |
| Undervotes | 1 | |

Amend Chtr election date via ordinance

| Vote For 1 | TOTAL | VOTE % |
|-------------------------|------------|----------------|
| Yes | 235 | 57.60% |
| No | 173 | 42.40% |
| Total Votes Cast | 408 | 100.00% |
| Overvotes | 0 | |
| Undervotes | 3 | |

Remove board members prior to expired term

| Vote For 1 | TOTAL | VOTE % |
|-------------------------|------------|----------------|
| Yes | 170 | 41.46% |
| No | 240 | 58.54% |
| Total Votes Cast | 410 | 100.00% |
| Overvotes | 0 | |
| Undervotes | 1 | |

Require decennial review of City Charter

| Vote For 1 | TOTAL | VOTE % |
|-------------------------|------------|----------------|
| Yes | 283 | 69.36% |
| No | 125 | 30.64% |
| Total Votes Cast | 408 | 100.00% |
| Overvotes | 0 | |
| Undervotes | 3 | |

Official Special Election
 April 21, 2026
 Coral Gables, FL

Precinct Results Report

Official Results

PRECINCT 633.0

Authorize Insp General City Coral Gables

| Vote For 1 | TOTAL | VOTE % |
|-------------------------|------------|----------------|
| Yes | 273 | 67.41% |
| No | 132 | 32.59% |
| Total Votes Cast | 405 | 100.00% |
| Overvotes | 1 | |
| Undervotes | 5 | |

Change compensation City elected officials

| Vote For 1 | TOTAL | VOTE % |
|-------------------------|------------|----------------|
| Yes | 315 | 78.16% |
| No | 88 | 21.84% |
| Total Votes Cast | 403 | 100.00% |
| Overvotes | 0 | |
| Undervotes | 8 | |

Eliminate Runoff Election Comm/Mayor Races

| Vote For 1 | TOTAL | VOTE % |
|-------------------------|------------|----------------|
| Yes | 128 | 31.53% |
| No | 278 | 68.47% |
| Total Votes Cast | 406 | 100.00% |
| Overvotes | 0 | |
| Undervotes | 5 | |

Fund Reserve Policy/Expend Gen Fund Reserve

| Vote For 1 | TOTAL | VOTE % |
|-------------------------|------------|----------------|
| Yes | 251 | 62.13% |
| No | 153 | 37.87% |
| Total Votes Cast | 404 | 100.00% |
| Overvotes | 0 | |
| Undervotes | 7 | |

Official Special Election
 April 21, 2026
 Coral Gables, FL

Precinct Results Report

Official Results

PRECINCT 635.0

| Statistics | TOTAL |
|---------------------------|--------|
| Registered Voters - Total | 776 |
| Ballots Cast - Total | 196 |
| Ballots Cast - Blank | 0 |
| Voter Turnout - Total | 25.26% |

Amend Chtr to change City's election date

| Vote For 1 | TOTAL | VOTE % |
|-------------------------|------------|----------------|
| Yes | 157 | 80.10% |
| No | 39 | 19.90% |
| Total Votes Cast | 196 | 100.00% |
| Overvotes | 0 | |
| Undervotes | 0 | |

Amend Chtr election date via ordinance

| Vote For 1 | TOTAL | VOTE % |
|-------------------------|------------|----------------|
| Yes | 143 | 72.96% |
| No | 53 | 27.04% |
| Total Votes Cast | 196 | 100.00% |
| Overvotes | 0 | |
| Undervotes | 0 | |

Remove board members prior to expired term

| Vote For 1 | TOTAL | VOTE % |
|-------------------------|------------|----------------|
| Yes | 73 | 37.24% |
| No | 123 | 62.76% |
| Total Votes Cast | 196 | 100.00% |
| Overvotes | 0 | |
| Undervotes | 0 | |

Require decennial review of City Charter

| Vote For 1 | TOTAL | VOTE % |
|-------------------------|------------|----------------|
| Yes | 149 | 77.20% |
| No | 44 | 22.80% |
| Total Votes Cast | 193 | 100.00% |
| Overvotes | 0 | |
| Undervotes | 3 | |

Official Special Election
 April 21, 2026
 Coral Gables, FL

Precinct Results Report

Official Results

PRECINCT 635.0

Authorize Insp General City Coral Gables

| Vote For 1 | TOTAL | VOTE % |
|-------------------------|------------|----------------|
| Yes | 160 | 82.90% |
| No | 33 | 17.10% |
| Total Votes Cast | 193 | 100.00% |
| Overvotes | 0 | |
| Undervotes | 3 | |

Change compensation City elected officials

| Vote For 1 | TOTAL | VOTE % |
|-------------------------|------------|----------------|
| Yes | 172 | 89.12% |
| No | 21 | 10.88% |
| Total Votes Cast | 193 | 100.00% |
| Overvotes | 0 | |
| Undervotes | 3 | |

Eliminate Runoff Election Comm/Mayor Races

| Vote For 1 | TOTAL | VOTE % |
|-------------------------|------------|----------------|
| Yes | 73 | 37.82% |
| No | 120 | 62.18% |
| Total Votes Cast | 193 | 100.00% |
| Overvotes | 0 | |
| Undervotes | 3 | |

Fund Reserve Policy/Expend Gen Fund Reserve

| Vote For 1 | TOTAL | VOTE % |
|-------------------------|------------|----------------|
| Yes | 138 | 71.88% |
| No | 54 | 28.12% |
| Total Votes Cast | 192 | 100.00% |
| Overvotes | 0 | |
| Undervotes | 4 | |

Official Special Election
 April 21, 2026
 Coral Gables, FL

Precinct Results Report
 Official Results

PRECINCT 636.0

Statistics

| | TOTAL |
|---------------------------|--------|
| Registered Voters - Total | 3,975 |
| Ballots Cast - Total | 1,282 |
| Ballots Cast - Blank | 0 |
| Voter Turnout - Total | 32.25% |

Amend Chtr to change City's election date

Vote For 1

| | TOTAL | VOTE % |
|-------------------------|--------------|----------------|
| Yes | 796 | 62.33% |
| No | 481 | 37.67% |
| Total Votes Cast | 1,277 | 100.00% |
| Overvotes | 3 | |
| Undervotes | 2 | |

Amend Chtr election date via ordinance

Vote For 1

| | TOTAL | VOTE % |
|-------------------------|--------------|----------------|
| Yes | 766 | 59.98% |
| No | 511 | 40.02% |
| Total Votes Cast | 1,277 | 100.00% |
| Overvotes | 0 | |
| Undervotes | 5 | |

Remove board members prior to expired term

Vote For 1

| | TOTAL | VOTE % |
|-------------------------|--------------|----------------|
| Yes | 477 | 37.44% |
| No | 797 | 62.56% |
| Total Votes Cast | 1,274 | 100.00% |
| Overvotes | 2 | |
| Undervotes | 6 | |

Require decennial review of City Charter

Vote For 1

| | TOTAL | VOTE % |
|-------------------------|--------------|----------------|
| Yes | 780 | 61.32% |
| No | 492 | 38.68% |
| Total Votes Cast | 1,272 | 100.00% |
| Overvotes | 1 | |
| Undervotes | 9 | |

Official Special Election
 April 21, 2026
 Coral Gables, FL

Precinct Results Report

Official Results

PRECINCT 636.0

Authorize Insp General City Coral Gables

| Vote For 1 | TOTAL | VOTE % |
|-------------------------|--------------|----------------|
| Yes | 812 | 64.29% |
| No | 451 | 35.71% |
| Total Votes Cast | 1,263 | 100.00% |
| Overvotes | 0 | |
| Undervotes | 19 | |

Change compensation City elected officials

| Vote For 1 | TOTAL | VOTE % |
|-------------------------|--------------|----------------|
| Yes | 946 | 74.72% |
| No | 320 | 25.28% |
| Total Votes Cast | 1,266 | 100.00% |
| Overvotes | 1 | |
| Undervotes | 15 | |

Eliminate Runoff Election Comm/Mayor Races

| Vote For 1 | TOTAL | VOTE % |
|-------------------------|--------------|----------------|
| Yes | 395 | 31.32% |
| No | 866 | 68.68% |
| Total Votes Cast | 1,261 | 100.00% |
| Overvotes | 2 | |
| Undervotes | 19 | |

Fund Reserve Policy/Expend Gen Fund Reserve

| Vote For 1 | TOTAL | VOTE % |
|-------------------------|--------------|----------------|
| Yes | 753 | 60.00% |
| No | 502 | 40.00% |
| Total Votes Cast | 1,255 | 100.00% |
| Overvotes | 1 | |
| Undervotes | 26 | |

Official Special Election
 April 21, 2026
 Coral Gables, FL

Precinct Results Report

Official Results

PRECINCT 640.0

| Statistics | TOTAL |
|---------------------------|--------|
| Registered Voters - Total | 816 |
| Ballots Cast - Total | 248 |
| Ballots Cast - Blank | 0 |
| Voter Turnout - Total | 30.39% |

Amend Chtr to change City's election date

| Vote For 1 | TOTAL | VOTE % |
|-------------------------|------------|----------------|
| Yes | 168 | 67.74% |
| No | 80 | 32.26% |
| Total Votes Cast | 248 | 100.00% |
| Overvotes | 0 | |
| Undervotes | 0 | |

Amend Chtr election date via ordinance

| Vote For 1 | TOTAL | VOTE % |
|-------------------------|------------|----------------|
| Yes | 157 | 64.34% |
| No | 87 | 35.66% |
| Total Votes Cast | 244 | 100.00% |
| Overvotes | 0 | |
| Undervotes | 4 | |

Remove board members prior to expired term

| Vote For 1 | TOTAL | VOTE % |
|-------------------------|------------|----------------|
| Yes | 98 | 39.84% |
| No | 148 | 60.16% |
| Total Votes Cast | 246 | 100.00% |
| Overvotes | 0 | |
| Undervotes | 2 | |

Require decennial review of City Charter

| Vote For 1 | TOTAL | VOTE % |
|-------------------------|------------|----------------|
| Yes | 170 | 69.39% |
| No | 75 | 30.61% |
| Total Votes Cast | 245 | 100.00% |
| Overvotes | 0 | |
| Undervotes | 3 | |

Official Special Election
 April 21, 2026
 Coral Gables, FL

Precinct Results Report

Official Results

PRECINCT 640.0

Authorize Insp General City Coral Gables

| Vote For 1 | TOTAL | VOTE % |
|-------------------------|------------|----------------|
| Yes | 157 | 64.88% |
| No | 85 | 35.12% |
| Total Votes Cast | 242 | 100.00% |
| Overvotes | 0 | |
| Undervotes | 6 | |

Change compensation City elected officials

| Vote For 1 | TOTAL | VOTE % |
|-------------------------|------------|----------------|
| Yes | 198 | 82.16% |
| No | 43 | 17.84% |
| Total Votes Cast | 241 | 100.00% |
| Overvotes | 0 | |
| Undervotes | 7 | |

Eliminate Runoff Election Comm/Mayor Races

| Vote For 1 | TOTAL | VOTE % |
|-------------------------|------------|----------------|
| Yes | 76 | 31.40% |
| No | 166 | 68.60% |
| Total Votes Cast | 242 | 100.00% |
| Overvotes | 0 | |
| Undervotes | 6 | |

Fund Reserve Policy/Expend Gen Fund Reserve

| Vote For 1 | TOTAL | VOTE % |
|-------------------------|------------|----------------|
| Yes | 164 | 69.49% |
| No | 72 | 30.51% |
| Total Votes Cast | 236 | 100.00% |
| Overvotes | 0 | |
| Undervotes | 12 | |

Official Special Election
 April 21, 2026
 Coral Gables, FL

Precinct Results Report

Official Results

PRECINCT 646.0

| Statistics | TOTAL |
|---------------------------|--------|
| Registered Voters - Total | 219 |
| Ballots Cast - Total | 58 |
| Ballots Cast - Blank | 0 |
| Voter Turnout - Total | 26.48% |

Amend Chtr to change City's election date

| Vote For 1 | TOTAL | VOTE % |
|-------------------------|-----------|----------------|
| Yes | 40 | 68.97% |
| No | 18 | 31.03% |
| Total Votes Cast | 58 | 100.00% |
| Overvotes | 0 | |
| Undervotes | 0 | |

Amend Chtr election date via ordinance

| Vote For 1 | TOTAL | VOTE % |
|-------------------------|-----------|----------------|
| Yes | 37 | 63.79% |
| No | 21 | 36.21% |
| Total Votes Cast | 58 | 100.00% |
| Overvotes | 0 | |
| Undervotes | 0 | |

Remove board members prior to expired term

| Vote For 1 | TOTAL | VOTE % |
|-------------------------|-----------|----------------|
| Yes | 14 | 24.14% |
| No | 44 | 75.86% |
| Total Votes Cast | 58 | 100.00% |
| Overvotes | 0 | |
| Undervotes | 0 | |

Require decennial review of City Charter

| Vote For 1 | TOTAL | VOTE % |
|-------------------------|-----------|----------------|
| Yes | 41 | 70.69% |
| No | 17 | 29.31% |
| Total Votes Cast | 58 | 100.00% |
| Overvotes | 0 | |
| Undervotes | 0 | |

Official Special Election
 April 21, 2026
 Coral Gables, FL

Precinct Results Report

Official Results

PRECINCT 646.0

Authorize Insp General City Coral Gables

Vote For 1

| | TOTAL | VOTE % |
|-------------------------|-----------|----------------|
| Yes | 48 | 82.76% |
| No | 10 | 17.24% |
| Total Votes Cast | 58 | 100.00% |
| Overvotes | 0 | |
| Undervotes | 0 | |

Change compensation City elected officials

Vote For 1

| | TOTAL | VOTE % |
|-------------------------|-----------|----------------|
| Yes | 49 | 84.48% |
| No | 9 | 15.52% |
| Total Votes Cast | 58 | 100.00% |
| Overvotes | 0 | |
| Undervotes | 0 | |

Eliminate Runoff Election Comm/Mayor Races

Vote For 1

| | TOTAL | VOTE % |
|-------------------------|-----------|----------------|
| Yes | 11 | 18.97% |
| No | 47 | 81.03% |
| Total Votes Cast | 58 | 100.00% |
| Overvotes | 0 | |
| Undervotes | 0 | |

Fund Reserve Policy/Expend Gen Fund Reserve

Vote For 1

| | TOTAL | VOTE % |
|-------------------------|-----------|----------------|
| Yes | 32 | 56.14% |
| No | 25 | 43.86% |
| Total Votes Cast | 57 | 100.00% |
| Overvotes | 1 | |
| Undervotes | 0 | |