

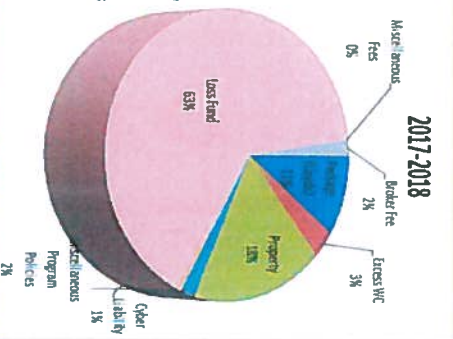
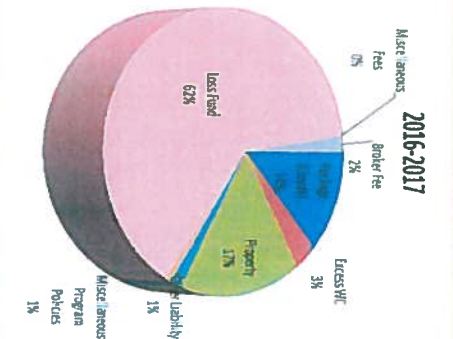
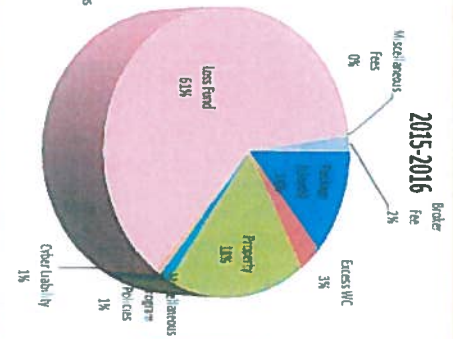
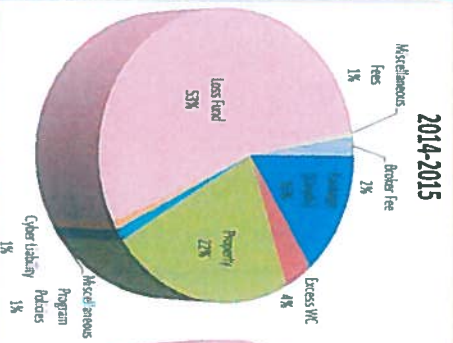
City of Coral Gables 2018-2019

AGENDA

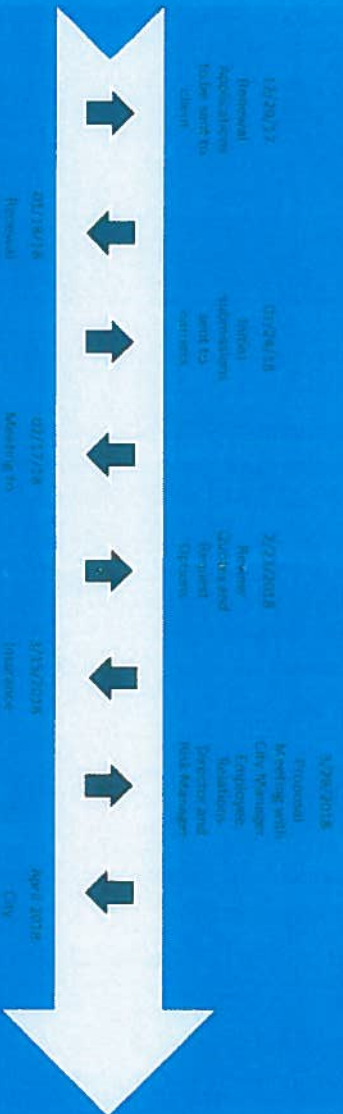
- Updated 2018 Renewal Timeline
- Discussion Liability Program Options
- 2018 Property Market Update
- Rate to Value & Premium to Payroll Analysis
- Summary of EPLI Claim History
- Loss Stratifications



INSURANCE PROGRAM COST



2018 PROPERTY AND CASUALTY INSURANCE PROGRAM RENEWAL TIMELINE



As of February 2018



City of Coral Gables 2018-2019

2017 PACKAGE LIABILITY, WORKERS COMPENSATION & PROPERTY PROGRAM

Liability	Workers' Compensation	Property as per appraisal schedule (2/22/17)
<ul style="list-style-type: none"> Carrier: Gentin Underwriters at Lloyd's of London General Liability: \$650,000 per occurrence Excess limits: \$4M per occurrence/ \$8M Annual Aggregate Including the following sub-limits (not included in excess limit) <ul style="list-style-type: none"> Sexual Harassment: \$4,650,000 per occurrence Sexual Abuse: \$4,650,000 per occurrence Annual Aggregate Autosmobile Liability: 4,650,000 per occurrence Public Officials: \$4,650,000 per occurrence/ \$5,300,000 Annual Aggregate - including the following sub-limits: <ul style="list-style-type: none"> Favors & Demissions: \$4,650,000 per occurrence Employment Practice Liability: \$4,650,000 per occurrence Annual Aggregate Employee Benefits Liability: \$4,650,000 per occurrence on \$5,300,000 Annual Aggregate Law Enforcement Activities: 6650,000 per occurrence Excess Limit: \$4M per Occurrence/ \$4M Annual Aggregate Including the following sub limit (not included in excess limit) <ul style="list-style-type: none"> Sexual Harassment: \$4,650,000 per occurrence Sexual Abuse: \$4,650,000 per occurrence Annual Aggregate Premium: \$580,000 + fees and assessments Claims: Made coverage applies. Rater to policy for applicable Retroactive Date and Limits <p style="text-align: center;">SIR Per Occurrence \$350,000</p>	<ul style="list-style-type: none"> Carrier: New York Marine General Insurance Company Excess Workers Compensation Statutory Employers Liability: \$1,000,000 each accident / each employee for disease or cumulative injury Retention: \$1,000,000 Premium: \$194,100 <p>Carrier: Gentin Underwriters at Lloyd's of London W.C. \$500,000 per occurrence as Employers Liability \$500,000 as \$500,000 Premiums: Included in the Package Policy</p> <p style="text-align: center;">SIR Per Occurrence \$500,000</p>	<ul style="list-style-type: none"> Third Excess Property Layer: Excess of \$25MM per Occ. Named Storm Only Carrier: Westchester Surplus Lines Insurance Company Limit: \$25,000,000 Premium: \$60,800 + fees and surcharges Carrier: Liberty Surplus Insurance Corp Limit: \$10,000,000 Premium: \$60,800 + fees and surcharges Carrier: Insurance American Specialty Limit: \$5,000,000 Premium: \$30,400 + fees and surcharges Total Layer Price: \$152,000 + taxes and fees Second Excess Property Layer: Excess of \$25MM per Occ Carrier: Landmark American Insurance Company Limit: \$217,312,608 Premium: \$50,475 + fees and surcharges First Excess Excess Layer: Part of \$15MM Excess of \$10MM per Occ. Carrier: Evanton Insurance Company Limit: \$7,500,000 Premium: \$149,702 + fees and surcharges Carrier: Liberty Insurance Company Limit: \$7,500,000 Premium: \$149,702 + fees and surcharges Total Layer Price: \$239,404 + taxes and fees Primary Property Carrier: Lloyd's of London Limit: Primary \$10,000,000 in any occurrence Premium: \$543,027 + fees and surcharges <p>Deductibles:</p> <ul style="list-style-type: none"> \$50,000 per Occurrence all other perils 72-hour waiting for Time Element \$50,000 Earthquake Flood \$100,000 excess maximum NFIP limit available for Special Flood Hazard Areas (Prefix A or V) 5% of total insured values affected at per unit subject to \$250,000 per occurrence minimum Flood as a result of Named Windstorm 5% of the replacement cost value of each unit of insurance as per schedule on file subject to a min deductible of \$250,000 and a max of \$7,500,000 any one occurrence in respect to Named Windstorm and all \$100,000 per occurrence All Other Windstorm or Hill

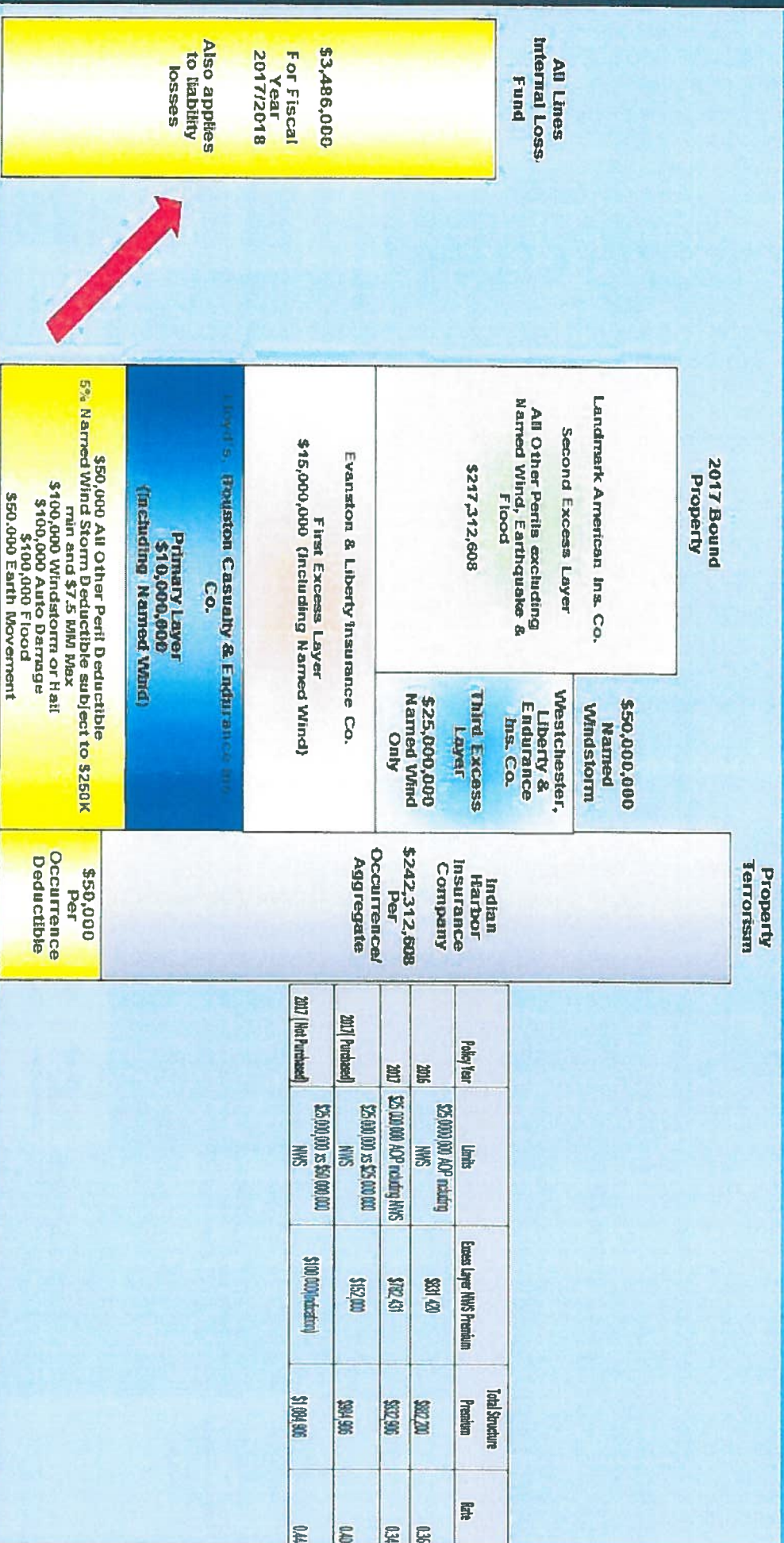
City of Coral Gables 2018-2019

2017 LIABILITY PROGRAM STRUCTURE WITH EPLI OPTION



City of Coral Gables 2018-2019

2017 PROPERTY PROGRAM STRUCTURE



\$3,486,000 For Fiscal Year 2017/2018

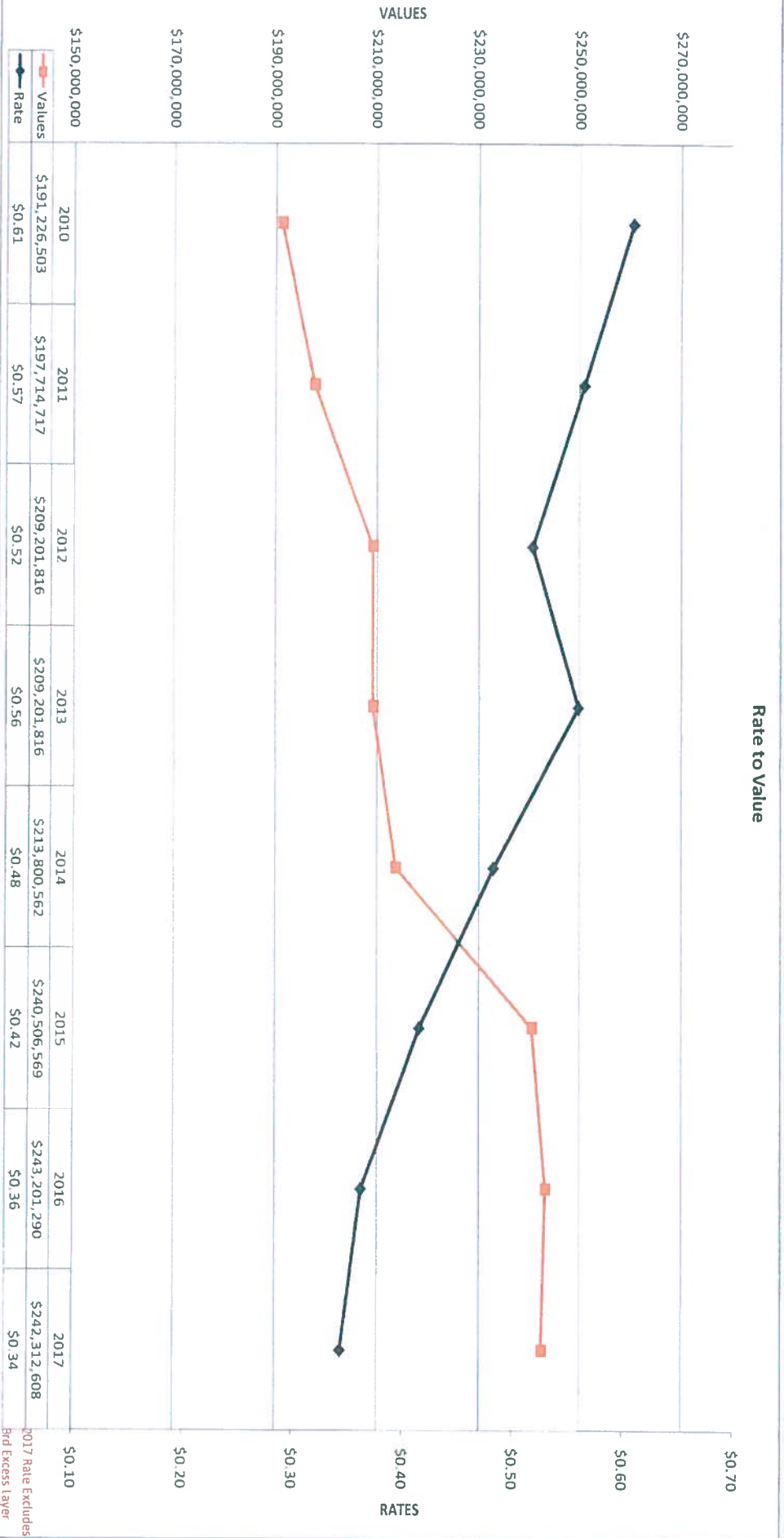
Also applies to liability losses



Policy Year	Units	Excess Layer NWS Premium	Total Structure Premium	Rate
2016	\$5,000,000 ACP including NWS	\$81,420	\$82,200	0.32
2017	\$5,000,000 ACP including NWS	\$12,431	\$87,906	0.34
2017 (Not Purchased)	\$5,000,000 vs \$50,000,000 NWS	(\$100,000 deductible)	\$1,094,906	0.44

City of Coral Gables 2018-2019

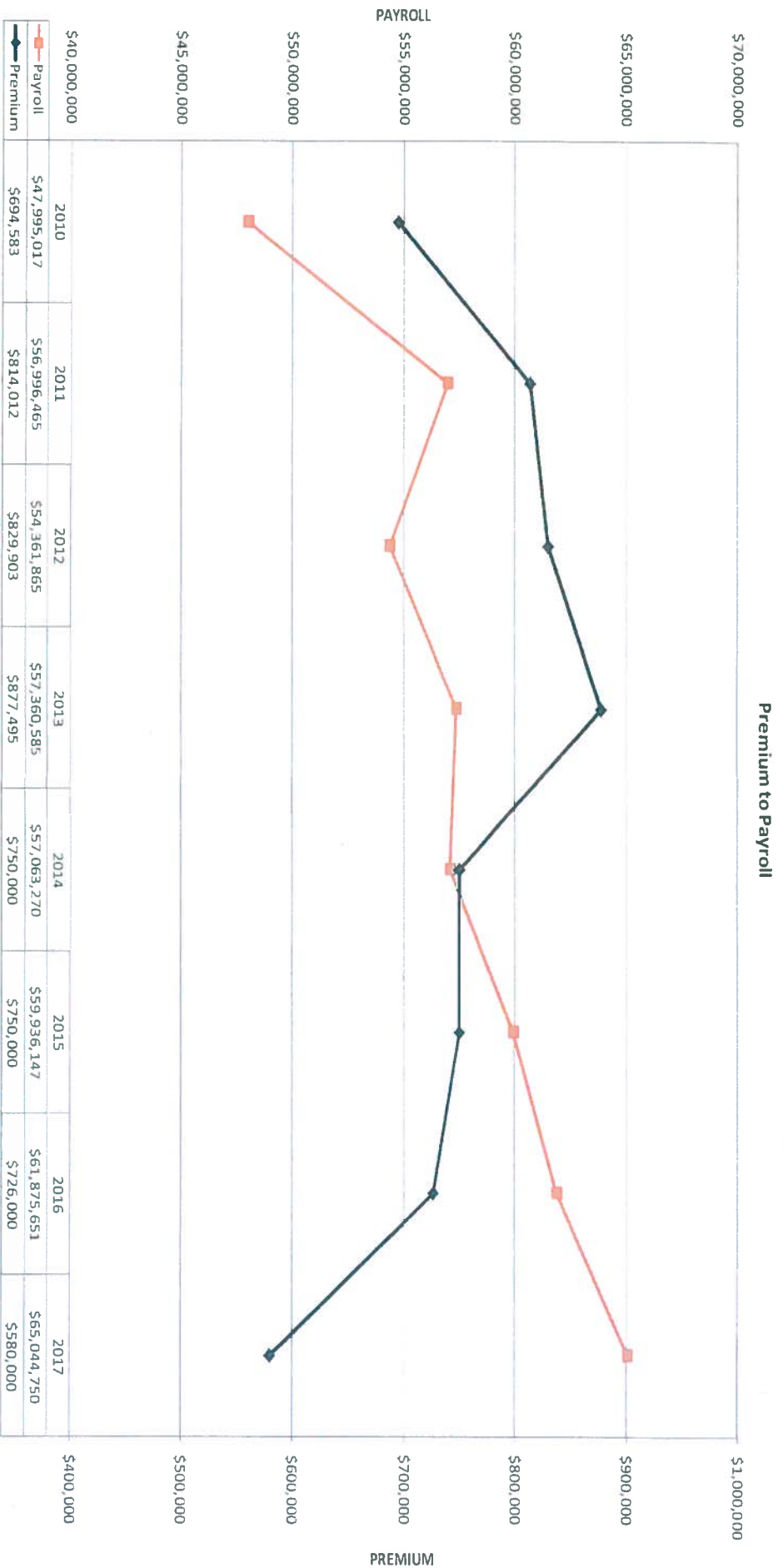
PROPERTY RATE TO VALUE



2017 Rate Excludes
Brd Excess Layer

City of Coral Gables 2018-2019

LIABILITY PREMIUM TO PAYROLL



City of Coral Gables 2018-2019

SUMMARY EPLI CLAIM HISTORY

Claim Year	Accident Description	Cause of Injury	Closed Date	In Litigation	Total Net Paid	Total Net Incurred
2008	Complainant filed against the city charging sex discrimination and harassment.	Sexual Disc./Harassment	3/10/2010	N	\$ 167,540	\$ 167,540
2010	Racial Discrimination	Racial Disc./Harassment	10/13/2011	Y	\$ 12,676	\$ 12,676
2010	Racial Discrimination	Racial Disc./Harassment	10/18/2013	Y	\$ 6,565	\$ 6,565
2011	Racial Discrimination	Racial Disc./Harassment	8/30/2011	Y	\$ 989	\$ 989
2012	Racial Discrimination	Disability Disc./Harassment	5/12/2014	Y	\$ 8,026	\$ 8,026
2012	Sex Discrimination	Sexual Disc./Harassment	4/13/2016	Y	\$ 59,309	\$ 59,309
2013	Claimant alleges she was sexually harassed in the scope of her employment by an employee.	Sexual Disc./Harassment		N	\$ 16,713	\$ 45,314
2013	EEOC charge	Disability Disc./Harassment	10/17/2013	Y	\$ 463	\$ 463
2014	Racial Discrimination	Racial Disc./Harassment	9/14/2015	Y	\$ 2,580	\$ 2,580
2014	Racial Discrimination	Racial Disc./Harassment	12/22/2016	Y	\$ 3,872	\$ 3,872
2014	Race Discrimination	Racial Disc./Harassment	12/28/2017	Y	\$ 15,521	\$ 15,521
2014	Sex Discrimination	Sexual Disc./Harassment	10/17/2014	Y	\$ -	\$ -
2014	Claimant alleges age and sexual discrimination.	Sexual Disc./Harassment	7/18/2017	Y	\$ 74,080	\$ 74,080
2015	EEOC charge of discrimination, national origin and retaliation.	Racial Disc./Harassment		Y	\$ 31,420	\$ 40,000
2017	Claimant alleges racial discrimination, case is with EEOC.	Racial Disc./Harassment		Y	\$ 6,993	\$ 20,000
Grand Totals					\$ 406,747	\$ 456,935

City of Coral Gables 2018-2019

LOSS STRATIFICATIONS

Total Losses - General Liability						
Policy Term	Total Incurred	Paid Losses	# Of Open Claims	# Of Closed Claims	# Of Claims	
2013	\$702,339	\$650,311	2	73	75	
2014	\$718,797	\$655,670	7	98	105	
2015	\$435,535	\$332,664	8	102	110	
2016	\$195,235	\$43,978	16	41	57	
2017	\$127,246	\$41,389	19	23	42	
Total Losses - Workers' Compensation						
Policy Term	Total Incurred	Paid Losses	# Of Open Claims	# Of Closed Claims	# Of Claims	
2013	\$756,675	\$680,226	5	102	107	
2014	\$937,035	\$763,035	8	84	92	
2015	\$1,042,094	\$694,568	21	82	103	
2016	\$846,531	\$542,117	20	73	93	
2017	\$372,390	\$184,186	25	38	63	
Total Losses - Property						
Policy Term	Net Total Incurred	# Of Open Claims	# Of Closed Claims	# Of Claims		
2013	0	0	0	0		
2014	\$16,321	1	1	2		
2015	0	0	0	0		
2016	0	0	0	0		
2017	\$2,365,000	1	0	1		

Total Losses - Crime						
Policy Term	Total Incurred	Paid Losses	# Of Open Claims	# Of Closed Claims	# Of Claims	
2013	0	0	0	0	0	
2014	0	0	0	0	0	
2015	0	0	0	0	0	
2016	N/A	\$50,253.65	1	1	1	
2017	0	0	0	0	0	

Total Losses - Auto						
Policy Term	Total Incurred	Paid Losses	# Of Open Claims	# Of Closed Claims	# Of Claims	
2013	\$372,664	\$325,438	2	45	47	
2014	\$342,741	\$327,511	1	52	53	
2015	\$324,471	\$306,384	2	51	53	
2016	\$445,222	\$394,920	10	51	61	
2017	\$81,725	\$54,477	10	12	22	

Total Losses - EPL						
Policy Term	Total Incurred	Paid Losses	# Of Open Claims	# Of Closed Claims	# Of Claims	
2013	\$45,776	\$17,176	1	1	2	
2014	\$96,053	\$96,053	0	5	5	
2015	\$31,420	\$40,000	0	1	1	
2016	-	-	0	0	0	
2017	\$6,993	\$20,000	1	0	1	