

# **CARLOS CRUZ-DIEZ**

*CROSSWALKS, 2017*

Coral Gables, Florida,  
U.S.A.



The Atelier Cruz-Diez represents Carlos Cruz-Diez during his participations in architectural interventions projects. This includes the assistance and monitoring of the creation, the production, setting up and restoration of the works but also the communication management regarding the image of the artist.

The information provided cannot be modified without the authorization of the artist and/or the Atelier. Also the Atelier Cruz-Diez must beforehand examine any decision that could lead to a modification of the work's final result or aesthetics.

The Atelier Cruz-Diez will supervise the construction and installation of the work.

All the documents and plans in this dossier aim to present the artist's proposition. The architect, or the team in charge of the artwork's production and installation must study and re-evaluate all the indicated measurements and dimensions, which have to be adapted to the real space.

All the information contained in this dossier is strictly confidential. All partial or full reproduction, by any process and in any medium whatsoever (digital or mechanical) is forbidden without the prior authorization of the author.

## INDEX

CARLOS CRUZ-DIEZ ( CARACAS, 1923 ) .....	4
<i>INDUCTION CHROMATIQUE</i> .....	5
ARTISTIC PROPOSAL .....	6
Data Sheet.....	9
Virtual Images and Plans .....	10
TIME LINE FOR INSTALLATION AND MAINTENANCE .....	12
SITE SPECIFIC ARTWORK AGREEMENT OF SALE.....	13
MAINTENANCE SCHEDULE.....	14
MAINTENANCE ESTIMATE .....	15
MATERIAL SPECIFICATIONS .....	16

## CARLOS CRUZ-DIEZ (CARACAS, 1923)

The Franco-Venezuelan artist Carlos Cruz-Diez (Caracas, 1923) has lived and worked in Paris since 1960. He is a major protagonist in the field of Kinetic and Optical art, a movement that encourages “an awareness of the instability of reality.” His body of work has established him as one of the key 20th century thinkers in the realm of color.

Carlos Cruz-Diez’s visual art explores the perception of color as an autonomous reality evolving in space and time, unaided by form or support, in a perpetual present.

His artworks are housed in permanent collections of prestigious institutions such as:

Museum of Modern Art (MoMA), New York  
Tate Modern, London  
Musée d’Art Moderne de la Ville de Paris  
Centre Pompidou, Paris  
Museum of Fine Arts, Houston  
Wallraf-Richartz Museum, Cologne

*In my works, color appears and disappears during the course of a dialogue with real space and time. What also emerges is the undeniable fact that the information we have acquired and the knowledge we have memorized throughout our lifetime are, probably, not true... at least to some extent.*

*When we view color through an “elementary prism” that has been stripped of pre-existing meanings, it can awaken other sensory perception mechanisms that are more subtle and complex than those that have been ingrained in us by our cultural conditioning and the constant, ubiquitous barrage of information we face in our contemporary society.*

Carlos Cruz-Diez

*Reflexión sobre el color* [Reflection on Color], Fundación Juan March, 2009 [ed. or. 1989]




Carlos Cruz-Diez, Paris, 2012

## INDUCTION CHROMATIQUE, PARIS 1963

The *Chromatic Inductions* are closely related to the phenomenon of “after image,” or retinal persistence. In other words, the retina of the eye, after gazing at a red colored plane for a certain length of time, retains, even after it looks away, an image of the plane — in green; which is the induced color or complementary color.

The phenomenon previously described, takes place in two phases, however, the *Chromatic Inductions* bring it about simultaneously. In other words, it stabilizes and makes visible a phenomenon that can only be captured momentarily and in very special circumstances. The color that appears is and is not — it has a virtual existence — however, it is as real as the pigments used.



*Induction Chromatique n°53, 1973*  
150 x 150 cm



*Couleur Additive, 1989*  
Ephemeral intervention on 3 crosswalks, festival  
“l’Art dans la rue”, program “l’Été Marseillais”,  
Marseille, France

## ARTISTIC PROPOSAL

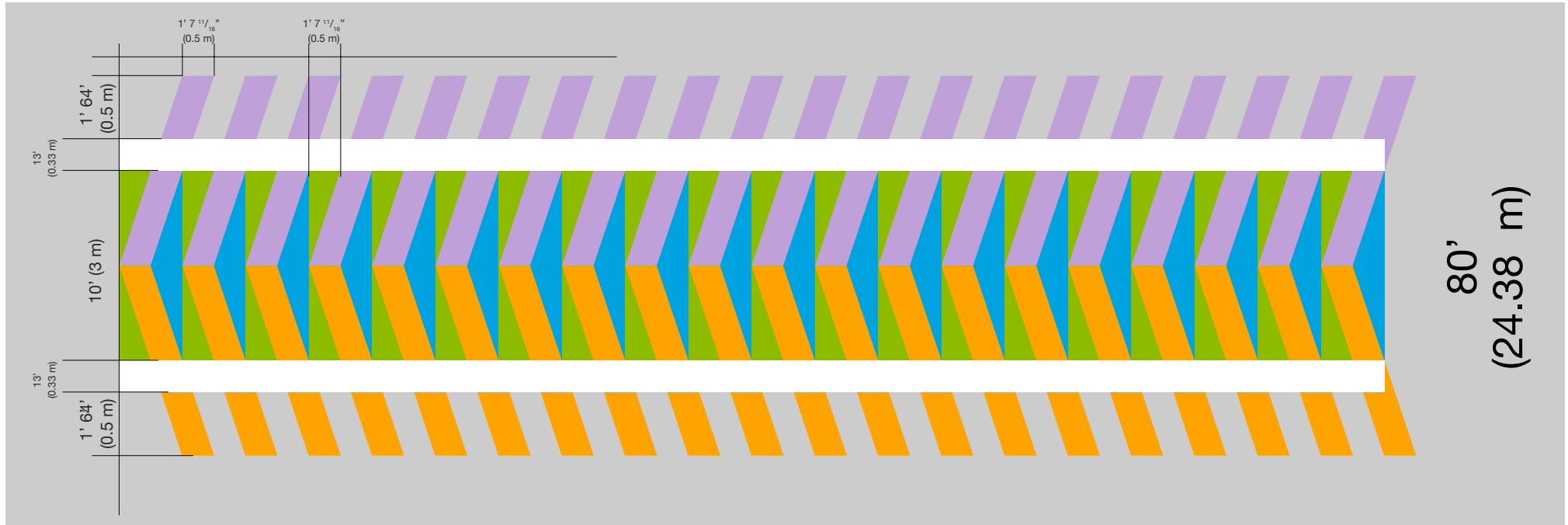
With Crosswalks, Carlos Cruz-Diez conceives a participatory work integrated to urban spaces, the objective being to radically change the experience of the passers-by. When Cruz-Diez realized his first Crosswalks in 1975 in Caracas, he proposed new visual stimulus that changed the dialectics between the spectator and the artwork. There is another relation to knowledge. The audience discovers their capacity to create or destroy color through their own perceptive ways. They discover “color in the making”, surging and disappearing before their own eyes.

*“The artist has to provoke astonishment, to propose objects that are out of the ordinary and unprecedented situations. We have to transgress established codes. We cause deep changes, we question reality and create awareness. Nothing is stable, everything can be modified. My technique, unlike painting that stops time, creates an unstable event. It is a whole reflection about what is ephemeral, ambiguous, and unstable. It is about the continuity of life.”*

Carlos Cruz-Diez / 2009



**Chromatic Induction Walkway SCAD 1, 2017**  
Ephemeral intervention on the occasion of the exhibition  
“Chroma”, SCAD Museum of Art, Savannah, United States



PANTONE 376




PANTONE 2567



PANTONE 137



PANTONE 299




<b>COMPANY</b> <b>ATELIER CRUZ-DIEZ</b>	
<b>ADDRESS</b> 38 - 40 rue Stephenson 75018 Paris	<b>WEBSITE</b> <a href="http://www.cruz-diez.com">www.cruz-diez.com</a>

<b>PROYECTO</b> Induction Chromatique Crosswalks, Coral Gables, U.S.A.			<b>PAGE</b> 7		
<b>ARTIST</b> CARLOS CRUZ - DIEZ	<b>CODE</b> ACD_0486	<b>DATE</b> February 2018	<b>CITY</b> Paris	<b>SCALE</b> 1 1/2" = 1'-0"	

<b>PLAN</b> <b>Harmony 1</b> <b>Biltmore Way</b>
--

**A1**



PANTONE 2567




PANTONE 2975



PANTONE 299



PANTONE 137




<b>COMPANY</b> <b>ATELIER CRUZ-DIEZ</b>	
<b>ADDRESS</b> 38 - 40 rue Stephenson 75018 Paris	<b>WEBSITE</b> <a href="http://www.cruz-diez.com">www.cruz-diez.com</a>

<b>PROYECTO</b> Induction Chromatique Crosswalks, Coral Gables, U.S.A.			<b>PAGE</b> 8	
<b>ARTIST</b> CARLOS CRUZ - DIEZ	<b>CODE</b> ACD_0486	<b>DATE</b> February 2018	<b>CITY</b> Paris	<b>SCALE</b> $1 \frac{1}{2}'' = 1'-0''$

<b>PLAN</b> <b>Harmony 2</b> <b>Coral Way</b>
---

**A2**







<small>COMPANY</small> <b>ATELIER CRUZ-DIEZ</b>	
<small>ADDRESS</small> 38 - 40 rue Stephenson 75018 Paris	<small>WEBSITE</small> www.cruz-diez.com

<small>PROYECTO</small> Induction Chromatique Crosswalks, Coral Gables, U.S.A.			<small>PAGE</small> 9	
<small>ARTIST</small> CARLOS CRUZ - DIEZ	<small>CODE</small> ACD_0486	<small>DATE</small> February 2018	<small>CITY</small> Paris	<small>SCALE</small> 3/8" = 1'-0"

<small>PLAN</small> General View
-------------------------------------


**A3**




COMPANY <b>ATELIER CRUZ-DIEZ</b>	
ADDRESS 38 - 40 rue Stephenson 75018 Paris	WEBSITE <a href="http://www.cruz-diez.com">www.cruz-diez.com</a>

PROYECTO Induction Chromatique Crosswalks, Coral Gables, U.S.A.			PAGE 10	
ARTIST CARLOS CRUZ - DIEZ	CODE ACD_0486	DATE February 2018	CITY Paris	SCALE none

PLAN Image	
---------------	--





COMPANY <b>ATELIER CRUZ-DIEZ</b>	
ADDRESS 38 - 40 rue Stephenson 75018 Paris	WEBSITE <a href="http://www.cruz-diez.com">www.cruz-diez.com</a>

PROYECTO Induction Chromatique Crosswalks, Coral Gables, U.S.A.			PAGE 11	
ARTIST CARLOS CRUZ - DIEZ	CODE ACD_0486	DATE February 2018	CITY Paris	SCALE none

PLAN Image View	
--------------------	--

PLAN Image View	
--------------------	--


A6

## TIMELINE FOR INSTALLATION AND MAINTENANCE


An annual artwork maintenance treatment is pertinent for cleaning and reapplying/removing surface coating. Logistic Fine Arts as sole responsible of the installation, maintenance and restoration considers that the time to ensure proper conservation of the artwork and to achieve the correct curation of color is no less than four days.

If the condition of the artwork presents imminent danger of significant loss or accelerated deterioration and the annual maintenance has yet not been implemented, Logistics Fine Arts as sole party authorized, may perform treatment when considered necessary. In the event the annual maintenance has been fulfilled, Logistics Fine Arts reserves the right to generate a new quotation for the services.

Any treatment recommendations should be confirmed by in depth inspection solely by Logistics Fine Arts prior to treatment. These delineations prevent to a full extent the possibility that the artwork fall in disrepair, become dirty, damaged or even disappear.



***Chromatic Induction Walway, Coral Gables, 2017***  
Ephemeral intervention in urban spaces and the chromatic environment commissioned by the City of Coral Gables



Paris, December 20, 2017

### **SITE SPECIFIC ARTWORK AGREEMENT OF SALE**

The Atelier Cruz-Diez agrees to the sale of the artwork, hereby mentioned, within the following terms:

**CARLOS CRUZ-DIEZ**

***Induction Chromatique Coral Gables, 2017***

1 Crosswalk , Biltmore Ave Coral Gables, Florida, United States

Site Specific Crosswalks Public Price: 180 000,00 \$ TTC

1 Crosswalk , Coral Way Ave Coral Gables, Florida, United States

Site Specific Crosswalks Public Price: donated by the Artist

The Atelier Cruz-Diez will provide:

- Specific plan of ***Induction Chromatique Coral Gables, 2017***
- One BOOK SET about the artwork and the artist's parcours.
- One BOOK SET of specifications, including main guidelines for the conservation of the artwork, material, and other details.
- Certificate of Authenticity

In consideration for the sale, both parts should sign an Agreement of Sale referring to specific information such as Property of the Artwork, Conservation, Copyright and payment terms.

Carlos Cruz Delgado  
CEO Atelier Cruz-Diez

## MAINTENANCE SCHEDULE


Logistics Fine Arts represents Atelier Cruz-Diez in its architectural and urban interventions. The installation, maintenance and restoration of these works lies solely on the responsibility of Logistics Fine Arts. Logistics Fine Arts is the sole party authorized to intervene and perform changes and improvements to these works.

Logistics Fine Arts is responsible of coordinating all work with the city staff to address routine maintenance needs for the crosswalks. Prioritizing needs for maintenance and addressing critical maintenance or vandalism issues that arise, damage or degradation. Logistics Fine Arts is responsible of conducting an inspection of the urban artwork and providing a condition report, to ensure proper maintenance of the artwork. This includes proper documentation of the artwork's status with digital photographs.

The treatment which will be provided to Coral Gables crosswalks consists of the following:

Logistics Fine Arts considers appropriate that the concrete should be cleaned to remove any mild atmospheric soiling and dirt using medium pressure water to ensure the correct absorption of the paint. Given the specific color palette, Logistics Fine Arts is the only workshop authorized in the United States for the repainting process. For painting purposes, any job or retouch done to the crosswalks must be performed during daylight. The coating paint used in this artwork requires proper curation, including time to set in and dry. Each color coat must be treated individually to ensure the durability and appearance of the artwork. The application of each color coat needs time to cure, sunlight is an important factor. Three to four coats are preferred depending on the color brightness and coverage. Once a color is curated, the following color coat can be applied. Drying time takes between 2-4 hours and can be walked on after overnight drying. Allow 24 hours before driving vehicles on to ensure long lasting of the paint.

During these procedure, the city of Coral Gables is responsible to ensure the adequate support and equipment to avoid any traffic or pedestrian around the area of work.



***Chromatic Induction Walkway, Coral Gables, 2017***  
Ephemeral intervention in urban spaces and the chromatic environment commissioned by the City of Coral Gables

# MAINTENANCE ESTIMATE

## Option 1

---

Project: Coral Gables– Ephemeral intervention in urban spaces, Cruz-Diez crosswalks (2): Biltmore Way and Coral Way. Estimated area 5997.52 sq ft. Work description: space demarcation, layout of the design, masking, color coat application, personnel and paint supply are included in this budget. \*\*

---

Total	\$18,000.00*
-------	--------------

## Option 2

---

Space demarcation, layout of the design, masking, color coat application and paint supply are included in this budget. The City of Coral Gables is responsible of providing paint contractors. \*\*

---

Total	\$13,000.00*
-------	--------------

\* Florida tax not included  
\*\* Maintenance contract 5 years term.



## MATERIAL SPECIFICATIONS

# TUF TOP W/C

## *WATER-CLEANUP* FLOOR AND DRIVEWAY COATING 10-XX

### DESCRIPTION

**TUF-TOP WC FLOOR AND DRIVEWAY COATING** is a very durable, water-reducible enamel for use on concrete and asphalt driveways, garage floors, walkways, patios, pool decks, etc. **TUF-TOP WC** combines the durability of oil-base paints with the ease and safety of water-based paints. Old, stained, dirty surfaces are easily transformed into very attractive areas with **TUF-TOP WC**. **TUF-TOP WC** is Florida formulated to be resistant to ultraviolet rays, pool chemicals, oil and grease and driving rains, . **HOT TIRES WILL NOT LIFT—GUARANTEED.**

### USES

- DRIVEWAYS AND GARAGE FLOORS
- PATIOS AND POOL DECKS
- CONDOMINIUM AND APARTMENT WALKWAYS
- ASPHALT OR CONCRETE SURFACES
- SPORT COURTS \*\*
- CONCRETE STAINS

### FEATURES

- WATER REDUCIBLE
- HOT TIRE WILL NOT LIFT
- EXCELLENT EXTERIOR DURABILITY
- WEARS LIKE AN ENAMEL
- ATTRACTIVE SEMI-GLOSS SHEEN



### PREPARATION

- **NEW OR UNPAINTED CONCRETE**—Make sure concrete is sound and not crumbling. Dirt, oil, grease, mold and mildew, and any other contaminants must be removed from the surface and pores of the concrete to insure that the paint has good contact with the concrete. Remove oil, grease, and any other contaminants with strong detergent, TSP, or degreasers and rinse thoroughly. Make certain algae or mildew is treated with bleach and rinse thoroughly. It is often advisable to pressure wash the surface to insure complete removal of the contaminants. Slick or smoothly trowelled surfaces must be etched with a 10% muriatic acid solution until the concrete pores are opened up and a sandpaper-like (120 - 220 GRIT ) feel is given to the concrete. Acid must be thoroughly washed off after application. Be certain that there are no silicate type sealers on the floor—they would have to be removed with acid or other means before application.
- **OVER OLD PAINT**—**TUF-TOP WC** may be applied over most paints if they are firmly bonded to the surface. Make sure they are free from any contaminants—follow cleaning directions for new concrete. **TUF-TOP WC** may not adhere satisfactorily to some epoxies, alkyds, polyurethane's, and silicate sealers. If uncertain, apply a test patch of **TUF-TOP WC** and check adhesion with duct tape after 2-3 days. Press tape down firmly on test patch and pull up sharply. If the paint pulls from the surface, there is an adhesion problem and **TUF-TOP WC** should not be used. Do not apply to a surface with a P.H above 10.5, poor performance, color burnout and incomplete curing may occur

### APPLICATION

- **NEW OR UNPAINTED CONCRETE**—Apply with roller, brush, or airless sprayer. *Treat all traffic bearing surfaces with **TUF-TOP PSC primer-sealer**.* One coat of PSC primer-sealer will penetrate into the concrete and establish a very good bond with the concrete. For most applications, two topcoats are preferred. Apply first coat, allow to dry(2-4 hours depending on weather), and apply second coat. If not priming with **TUF-TOP PSC**, thin the first coat with one pint of water per gallon to get better penetration. Allow new concrete to cure for 2-4 months before painting; however it can usually be painted in 2-4 weeks if first primed with **TUF-TOP PSC**.
- **OVER OLD PAINT**—Apply with roller, brush, or airless sprayer. For most applications, two coats are preferred. Apply first coat, allow to dry(2-4 hours depending on weather), and apply second coat.

\*\* Sport Courts require 2 containers of Tuf-Top Rhino-Hide Skid Resistant Additive per gallon to meet USTA performance, skid resistant and texture specifications.



## CAUTION:

THIS IS A GLOSSY PAINT AND IT WILL GET SLICK WHEN WET. IF THE SURFACE HAS NOT ALREADY BEEN TREATED TO REDUCE SLIP HAZARDS, SAND OR OTHER MATERIAL SHOULD BE ADDED TO THIS PRODUCT BEFORE OR DURING APPLICATION TO REDUCE THIS CONDITION. IT IS THE SOLE RESPONSIBILITY OF THE APPLICATOR OR OWNER TO DETERMINE THE SUITABILITY AND SAFETY OF APPLYING THIS PRODUCT IN AREAS OF PEDESTRIAN TRAFFIC.

## DRYING TIME

- Normally dries in 2-4 hours and can be walked on after overnight drying at 75° F. 48 hours are generally required before driving vehicles on. Low temperatures and high humidity can extend drying and curing time. Moisture and dew on the surface will halt the curing until it dries off again and should be taken into consideration.

## LIMITATIONS

- Do not apply to a surface with a P.H above 10.5, poor performance, color burnout and incomplete curing may occur
- Do not apply when air or surface temperatures are below 50° F(10°C) or are expected to fall there before coating can dry.
- Do not apply when air or surface temperatures exceed 90° F or lap marking may occur.  
Do not apply to a wet or damp surface.
- Will not withstand continued ponding water.
- Do not apply when it may rain or if dew may condense on the surface before paint will have a chance to dry. Allow for slow drying during high humidity.
- Do not allow to freeze. Store above 32°F(0°C).
- Resistance to oil and grease, and most household and pool chemicals; but gasoline will soften the coating. If gasoline is spilled, allow it to evaporate rather than wiping up—the coating will then recover and harden.  
Not for use below grade or in areas subjected to hydrostatic pressure.

### NOT FOR USE ON STAMPED CONCRETE

\*\*\* This coating though resistant, is not a guarantee against tire staining. All tires have the potential to leave brown rubber bleed stains under certain conditions. To avoid this, park on plexiglass, lexan or carpet squares to avoid staining.

## TECHNICAL DATA

SOLIDS/VOLUME	22-24% depends on color
SOLIDS/WEIGHT	24-34% depends on color
COVERAGE	150-300 sq. ft./gal/coat depending on porosity and texture of substrate
DILUENT	Water
CLEAN-UP	Soap and Water
VOCCONTENT	85 GR/LITER
ODOR	Slight
APPEARANCE	Depends on color
LIGHT STABILITY	Very good-Excellent
DURABILITY	Excellent
ABRASION RESISTANCE	Very good-Excellent
GASOLINE RESISTANCE	Fair
CHEMICAL RESISTANCE	Very good
WATER RESISTANCE	Excellent
BONDING	Very good
C.O.F *	.64 - .82 - ( with rhino hide .74 - .86 )

\* COEFFICIENT OF FRICTION WILL VARY DEPENDING UPON APPLICATION METHOD, FILM BUILD, SUBSTRATE PROFILE, AND SURFACE CONTAMINATION. REFERENCE LISTED IS OVER A SMOOTH TROWLED SURFACE.

---

**CAUTION: DO NOT TAKE INTERNALLY. CLOSE CONTAINER AFTER USE. KEEP OUT OF THE REACH OF CHILDREN.**

---

Manufactured by:

**TUFTOPCOATINGS**  
Division of Marine Industrial Paint Co., Inc.  
St. Petersburg, Florida  
Phone 727-527-3382  
727-521-1405 FAX



WWW.tuf-top.com  
800-459-3382

**LIMITATION OF LIABILITY:** The Manufacturer and/or the Seller warrants that if any goods supplied prove defective in workmanship or material, that Manufacturer and/or Seller shall replace them or refund the purchase price. This warranty is made in lieu of any and all other warranties expressed or implied. Before application, the User shall determine the suitability of the product for his intended use and User assumes all risks and liabilities whatsoever in connection therewith. Under no circumstances shall the Manufacturer and/or Seller be liable for incidental, consequential or other damages for alleged negligence, breach or warranty, or strict liability arising out of use or handling of this product. The sole liability of Manufacturer and/or Seller for any claims arising out of the use of sale of the product shall be for the User's purchase price.

# Material Safety Data Sheet

## SECTION 1- Chemical Product and Company Identification

**PRODUCT NAME:** TT-WC All Colors Except Greens

**IDENTIFICATION NUMBER:** TT-WC All Colors

**DATE PRINTED:** 3/1/2007

**PRODUCT USE/CLASS:**

**SUPPLIER:**

**Marine Industrial Paint Co., Inc.**  
4590 60<sup>th</sup> Ave North.  
St. Petersburg, Fl. 33714

**MANUFACTURER:**

**Marine Industrial Paint Co., Inc.**  
4590 60<sup>th</sup> Ave North.  
St. Petersburg, Fl. 33714

**EMERGENCY TELEPHONE:**

727-527-3382 8 A.M. - 5 P.M.

**EMERGENCY TELEPHONE:**

727-527-3382 8 A.M. - 5 P.M.

**PREPARER :** Steven C Halliday **PHONE:** 727-527-3382 **PREPARE DATE:** 3/1/2007

## SECTION 2 – Composition and Information on Ingredients

ITEM	CHEMICAL NAME	CAS NUMBER	WT/W%
01	Trimethylpentanediol-1, 3 Monoisobutyrate	25265-77-4	5.0%

### EXPOSURE LIMITS

ITEM	ACGIH		OSHA		COMPANY	
	TLV-TWA	TLV-STEL	PEL-TWA	PEL-CEILING	TLV-TWA	SKIN
01	NO INFO	NO INFO				

(SEE SECTION 16 FOR ABBREVIATION LEGEND)

## SECTION 3- Hazards Identification

\* **EMERGENCY OVERVIEW** \*: Aspiration hazard if swallowed. Can enter lungs and cause damage.

**EFFECTS OF OVEREXPOSURE - EYE CONTACT:** This material may cause mild eye irritation. Direct contact with the liquid or exposure to vapors or mists may cause stinging, tearing and redness.

**EFFECTS OF OVEREXPOSURE - SKIN CONTACT:** This material may cause mild skin irritation. (Continued on page 2)

### **SECTION 3- Hazards Identification contd.**

Prolonged or repeated contact may cause redness, burning, drying, and cracking of the skin. Persons with pre-existing skin disorders may be more susceptible to the effects of this material.

**EFFECTS OF OVEREXPOSURE – INHALATION:** This material is expected to have a low degree of toxicity by inhalation. Breathing high concentrations of vapors may cause irritation of the nose and throat and signs of nervous system depression. Respiratory symptoms associated with pre-existing lung disorders may be aggravated by exposure to this material.

**EFFECTS OF OVEREXPOSURE – INGESTION:** Ingestion of excessive amounts may cause irritation of the digestive tract and signs of nervous system depression. **ASPIRATION HAZARD!** This material can enter the lungs during swallowing or vomiting causing lung inflammation and damage.

**EFFECTS OF OVEREXPOSURE – CHRONIC HAZARDS:** No Information.

**PRIMARY ROUTE(S) OF ENTRY: SKIN CONTACT**

### **SECTION 4 – First Aid Measures**

**FIRST AID - EYE CONTACT:** If irritation and or redness develops, move victim away from exposure and into fresh air. Flush eyes with clean water. If symptoms persist seek medical attention. For direct contact hold eyelids apart and flush with clean water for at least 15 minutes.

**FIRST AID – SKIN CONTACT:** Remove contaminated clothing and shoes and flush affected area with large amounts of water. If skin is damaged, apply a clean dressing and seek medical attention. If skin surface is not damaged cleanse thoroughly with mild soap and water. If redness or irritation develops seek medical attention.

**FIRST AID – INHALATION :** If respiratory symptoms or other symptoms of exposure develop, move victim away from the source of exposure and into fresh air. If symptoms persist, seek immediate medical attention. If victim is not breathing, immediately start artificial respiration. If breathing difficulties develop, oxygen should be administered by qualified personnel. Seek immediate medical attention.

**FIRST AID – INGESTION:** This material is a potential aspiration hazard. **DO NOT INDUCE VOMITTING.** If swallowed seek emergency medical attention. If victim is drowsy or unconscious, place on left side with head down. If possible, do not leave the victim unattended.

**Identification Number: TT-WC ALL COLORS**

**Preparation Date: 03/01/07**

## **SECTION 5 – Fire Fighting Measures**

**FLASH POINT:** N.A.

**LOWER EXPLOSIVE LIMIT:** 0.6%

**UPPER EXPLOSIVE LIMIT:** 4.2%

**AUTOIGNITION TEMPERATURE:**

**EXTINGUISHING MEDIA:** FOAM / DRY CHEMICAL / CO2 / WATER FOG

**UNUSUAL FIRE AND EXPLOSIVE HAZARDS:** No Information

**SPECIAL FIREFIGHTING PROCEDURES:** Wear appropriate protective equipment including respiratory protection as conditions warrant. Water runoff can cause environmental damage. Dike and collect water used to fight fire. Water spray may be useful in minimizing or dispersing vapors and cooling equipment exposed to heat and flames.

## **SECTION 6 – Accidental Release Measures**

**STEPS TO BE TAKEN IN CASE MATERIAL IS RELEASED OR SPILLED:** Absorb spill with an inert absorbent material, then place in a chemical waste container. Avoid runoff into storm sewers and ditches which lead to waterways. Immediate cleanup of any spill is recommended.

## **SECTION 7 – Handling and Storage**

**HANDLING:** Wash thoroughly after handling. Use good personal hygiene practices

**STORAGE:** Keep from freezing. Keep containers closed when not in use. Store only in approved containers. Protect containers against physical damage.

## **SECTION 8 – Exposure Controls / Personal Protection**

**ENGINEERING CONTROLS:** Local exhaust ventilation may be necessary to control any air contaminants to within their TLVs during the use of this product. Use explosion proof ventilation equipment. Facilities storing or utilizing this product should be equipped with an eyewash facility and a safety shower. (Continued on page 4)

## **SECTION 8 – Exposure Controls / Personal Protection contd.**

**RESPIRATORY PROTECTION:** A respiratory protection program that meets OSHA 1910.134 and ANSI Z88.2 requirements must be followed whenever workplace conditions warrant a respirators use.

**SKIN PROTECTION:** The use of gloves impermeable to the specific material handled is advised to prevent skin contact and possible irritation.

**EYE PROTECTION:** Wear safety glasses with side shields (or goggles) and a face shield.

**OTHER PROTECTIVE EQUIPMENT:** No Information.

**HYGENIC PRACTICES:** Wash hands before eating. Remove contaminated clothing and wash before reuse. Avoid prolonged or repeated contact with skin. Avoid contact with eyes, skin and clothing.

## **SECTION 9 – Physical and Chemical Properties**

**BOILLING RANGE:** 471-472 F

**ODOR:** Slight amine

**APPEARANCE:** Liquid

**SOLUBILITY IN H2O:** YES

**FREEZE POINT:** 32 F

**VAPOR PRESSURE:** 24mm Hg (water)

**PHYSICAL STATE:** Liquid

**COEFFICIENT OF WATER / OIL DISTRIBUTION:**

**VAPOR DENSITY:** Is heavier than air

**ODOR THRESHOLD:**

**EVAPORATION RATE:** Is slower than Ether

**SPECIFIC GRAVITY:** 1.0791

**Ph @ 0.0 %:**

**VISCOSITY:**

## **SECTION 10 – Stability and Reactivity**

**CONDITIONS TO AVOID:** No information.

**INCOMPATIBILITY:** This product is incompatible with strong acids or bases, oxidizing agents and selected amines.

**HAZARDOUS DECOMPOSITION PRODUCTS:** Combustion may yield carbon dioxide and/or carbon monoxide. Do not breathe smoke or fumes. Wear appropriate protective equipment.

**HARZARDOUS POLYMERIZATION:** Will not occur under normal conditions. (Continued on page 5)

**SECTION 10 – Stability and Reactivity contd.**

**STABILITY:** This product is stable under normal storage conditions.

**SECTION 11- Toxicological Properties**

NO PRODUCT OR COMPONENT TOXOCOLOGICAL INFORMATION IS AVAILABLE.

**SECTION 12 – Ecological Information**

NO ECOLOGICAL INFORMATION

**SECTION 13 – Disposal Considerations**

**DISPOSAL METHOD:** Dispose of product in accordance with local, county, state and federal regulations.

**SECTION 14 – Transportation Information**

**DOT PROPER SHIPPING NAME:** Paint

**DOT TECHNICAL NAME:**

**DOT HAZARD CLASS:**                      **HAZARD SUBCLASS:**

**DOT UN/NA NUMBER:**              **PACKING GROUP:**      **RESP. GUIDE PAGE:**

**SECTION 15 – Regulatory Information**

**US FEDERAL REGULATIONS - AS FOLLOWS:**

**OSHA - Hazardous by definition of Hazard communication Standard (29 CFR 1910.1200)**

**CERCLA - SARA HAZARD CATEGORY:**

This product has been reviewed according to the EPA “Hazard Categories” promulgated under Sections 311 and 312 of the Superfund Amendment and Reauthorization Act of 1986 ( SARA Title III ) and is considered, under applicable definitions, to meet the following categories:

**FIRE HAZARD** (Continued on page 6)

**Identification Number: TT-WC ALL COLORS**

**Preparation Date: 03/01/07**

**SARA SECTION 313:** This product contains the following substances subject to the reporting Requirements of Section 313 of Title III of the Superfund Amendments and Reauthorization Act of 1986 and 40 CFR Part 372:

<u>CHEMICAL NAME</u>	<u>CAS NUMBER</u>	<u>WT/WT % IS LESS THAN</u>
No SARA Section 313 components exist n this product		

**U.S. STATE REGULATIONS – AS FOLLOWS:**

**CALIFORNIA PROPOSITION 65:**

WARNING: The chemical (s) noted below and contained in this product, are known to the state of California to cause cancer, birth defects or other reproductive harm:

<u>CHEMICAL NAME</u>	<u>CAS NUMBER</u>
No Proposition 65 chemicals exist in this product.	

**INTERNATIONAL REGULATIONS – AS FOLLOWS:**

**CANADIAN WHMIS:** This MSDS has been prepared in compliance with Controlled Product Regulations except for use of the 16 headings.

CANADIAN WHIM CLASS: NO INFORMATION AVAILABLE

**SECTION 16 – Other Information**

**HMIS RATINGS:- HEALTH: 1 FLAMMABILITY: 0 REACTIVITY: 0**

**PREVIOUS MSDS REVISION DATE:** 02/19/07

**VOLITILE ORGANIC COMPOUNDS (VOCS):** 0.86 LBS/GAL, 103 GRAMS/LTR

**LEGEND:**

N.A. – Not Applicable  
N.E. – Not Established  
N.D. – Not Determined

The information contained on this MSDS has been checked and should be accurate. However, it is the responsibility of the user to comply with all Federal, State, and Local laws and regulations.



# TUF-TOP COATINGS

SINCE 1938

## TUF-TOP WC WATER CLEANUP FLOOR AND DRIVEWAY COATING PREPARATION AND APPLICATION INSTRUCTIONS

( NEW OR UNPAINTED CONCRETE ) -

1. Make sure the concrete is **SOUND AND NOT CRUMBLING** and that there are **NO SEALERS OR WATER REPELLENTS** on the surface.
2. **SCRUB** all grease and oil spots with TSP or another strong detergent, rinse thoroughly. Repeat if needed.
3. **KILL** all mold, mildew, and algae with bleach and rinse thoroughly.
4. **PRESSURE WASH**, or scrub the surface thoroughly to remove all embedded dirt.
5. **ACID ETCH** all **SMOOTH OR STEEL TROWELLED CONCRETE** with a solution of 2 parts water to one part muriatic acid. **DO NOT BRUSH** or broom the acid solution. Allow to remain undisturbed for at least 15 minutes on the surface, then pressure wash or rinse thoroughly with plenty of water and pressure. Repeat the above until the surface has achieved a sand paper like texture ( 120-220 grit ). After the acid wash, the floor must be pressure washed again to remove any chloride salts that remain as a result of the acid etching process. Allow the surface to dry for at least 24 under favorable conditions before proceeding.
6. **TREAT ALL BARE CONCRETE SURFACES WITH TUF-TOP PSC** ( painted surfaces do not need to be primed with PSC ). Apply PSC with a low pressure spray or pump up garden sprayer at 100 to 150 square feet per gallon. Allow to dry completely ( 1 to 3 hours ). PSC must be put on wet so that it has at least 10 minutes of a milky white appearance before it dries. This enables the PSC to penetrate into the substrate and form a good bond with the concrete.
7. **APPLY** the first coat of TUF-TOP WC, allow to dry ( 2-4 hours ), and then apply a second coat. Allow to cure for 48-72 hours, depending on weather conditions before allowing vehicle traffic.

( OVER OLD PAINT ) - \*

1. Make sure the concrete is **SOUND** and not **PEELING, FLAKING, OR LIFTING.**\*\*
2. **SCRUB** the surface thoroughly with detergent to **REMOVE ALL DIRT , GREASE, AND OIL.**
3. **ALLOW** surface to completely dry.
4. **APPLY** the first coat of TUF-TOP WC and allow to dry 2-4 hours.
5. **APPLY** the second coat of TUF-TOP WC and allow to dry 48-72 hours before allowing any vehicle traffic.

*CAUTION: BE AWARE THAT SOME STAINED OR COATED SURFACES MAY BECOME SLIPPERY WHEN WET. IF THE SURFACE HAS NOT ALREADY BEEN TREATED TO REDUCE SLIP HAZARDS, TUF-TOP RHINO HIDE SKID RESISTANT ADDITIVE, SAND OR ANY GRITTY MATERIAL SHOULD BE ADDED TO THIS PRODUCT BEFORE OR DURING APPLICATION TO REDUCE THIS CONDITION. IT IS THE SOLE RESPONSIBILITY OF THE APPLICATOR OR THE OWNER TO DETERMINE THE SUITABILITY AND SAFETY OF APPLYING THIS PRODUCT IN AREAS OF PEDESTRIAN TRAFFIC.*

\* SEE PRODUCT LABEL FOR ADDITIONAL LIMITATIONS

\*\* TUF-TOP WC WILL NOT ADHERE SATISFACTORILY TO SOME EPOXIES, ALKYDS, POLYURETHANES, AND WATER SEALERS. IF UNCERTAIN, APPLY A TEST PATCH AND CHECK ADHESION WITH DUCT TAPE AFTER 48-72 HOURS. IF THE PAINT PULLS FORM THE FROM THE SURFACE, THERE IS AN ADHESION PROBLEM AND TUF-TOP WC SHOULD NOT BE USED.

**DO NOT APPLY TO STAMPED CONCRETE**

**NOT FOR USE BELOW GRADE OR IN AREAS OF HYDROSTATIC PRESSURE**