



JUNE 2021 MONTHLY REPORT

THE BEAUTIFUL CITY OF CORAL GABLES

Sully Silva - Team Lead - Block By Block

Cleaning Statistics

Jun 1, 2021 through Jun 15, 2021

	01	02	03	04	05	06	07	08	09	10	11	12	13	14	15	TOTAL
Graffiti - Removed	0	0	0	0	0	0	0	0	0	0	0	0	0	0	3	3
Gum Spots Removed	11	36	52	23	23	22	43	18	28	46	12	18	25	40	10	407
Leaf Blower (Block Faces)	28	38	55	32	18	6	58	25	24	38	11	8	4	47	5	397
Pan & Broom-Block Faces	21	28	43	43	4	7	52	24	29	42	18	5	4	49	7	376
Recycle Cans Emptied	26	33	47	43	21	33	12	27	28	36	53	56	21	18	16	470
Spots/Stains Removed	12	16	21	22	0	9	30	11	12	26	12	7	0	26	4	208
Street Benches Cleaned	35	54	91	92	69	56	51	39	48	57	70	82	51	53	38	886
Trash (lbs)	49	62	88	58	51	45	41	59	56	83	59	68	42	39	33	833
Trash Receptacles - Emptied	20	29	48	49	72	30	27	32	28	42	59	60	40	26	31	593
Trash Receptacles Cleaned	23	28	38	49	59	26	27	28	30	47	66	64	47	22	40	594

Jun 16, 2021 through Jun 30, 2021

	16	17	18	19	20	21	22	23	24	25	26	27	28	29	30	TOTAL
Graffiti - Removed	0	0	0	0	0	0	0	0	0	0	0	0	0	0	0	0
Gum Spots Removed	23	42	18	18	19	30	9	27	46	26	42	35	32	9	11	387
Leaf Blower (Block Faces)	11	39	26	2	5	35	5	16	23	15	24	4	21	15	26	267
Pan & Broom-Block Faces	10	36	25	18	2	42	10	20	25	24	26	4	53	19	18	332
Recycle Cans Emptied	28	42	56	36	16	27	31	14	66	77	48	31	23	44	24	563
Spots/Stains Removed	0	17	15	1	3	21	5	18	8	14	3	0	12	4	5	126
Street Benches Cleaned	17	79	87	81	47	49	52	46	80	118	29	57	56	40	39	877
Trash (lbs)	47	103	56	53	48	59	36	93	79	60	85	50	74	42	34	919
Trash Receptacles - Emptied	28	54	61	62	16	27	28	30	64	39	48	30	26	28	22	563
Trash Receptacles Cleaned	31	37	43	64	31	27	27	54	56	47	53	30	17	32	26	575

Hospitality Statistics

Jun 1, 2021 through Jun 15, 2021

	01	02	03	04	05	06	07	08	09	10	11	12	13	14	15	TOTAL
Business Contact	1	3	2	9	1	0	12	5	7	6	1	0	0	6	4	57
Escorts	1	5	7	3	0	0	12	1	0	5	0	1	0	4	3	42
Hospitality Assistance	19	72	106	37	64	8	54	25	33	53	17	12	7	50	8	565

Jun 16, 2021 through Jun 30, 2021

	16	17	18	19	20	21	22	23	24	25	26	27	28	29	30	TOTAL
Business Contact	1	3	4	0	0	4	1	1	1	0	1	0	2	0	2	20
Escorts	0	1	1	1	0	3	1	2	0	6	0	0	2	0	3	20
Hospitality Assistance	12	40	27	8	5	53	14	30	28	28	54	5	51	19	29	403

Safety Statistics

Jun 1, 2021 through Jun 15, 2021

	01	02	03	04	05	06	07	08	09	10	11	12	13	14	15	TOTAL
Panhandling (Engaged)	1	2	3	2	4	4	9	1	2	3	1	2	1	4	1	40

Jun 16, 2021 through Jun 30, 2021

	16	17	18	19	20	21	22	23	24	25	26	27	28	29	30	TOTAL
Panhandling (Engaged)	1	2	1	2	2	4	1	3	2	4	3	2	2	1	4	34

Cleaning Highlights

Field Observations

Alot of trash has been left behind from restaurants/businesses after closing.

Several dead animals have been found around The Mile.

We have noticed an increase in the amount of gum that is being scrapped off the pavers along The Mile and Giralda.

Accomplishments

Ambassadors used the pressure washer to remove black skid marks left by skaters on benches.

They also went out of their way to pressure wash the garage as several stains were noted.

They go above and beyond cleaning areas which are not their assigned areas but they notice to have problems with excess trash just laying around.


Initiatives

Ambassadors have been removing on a daily basis heavy amounts of dates/berries that fall on ground from trees at Ross before they become an issue with the bad smell of their decay. They also pose a safety issue as they could cause pedestrians to slip and fall.















Hospitality Highlights

Field Observations

With things almost back to normal Ambassadors are starting to notice the difference in the daily interactions they have with residents of the area. As well as visitors who very often approach them requiring some type of assistance.





Safety Highlights

Field Observations

We seem to be getting a few more homeless in the area, but this does not seem to cause an issue as of yet.

