

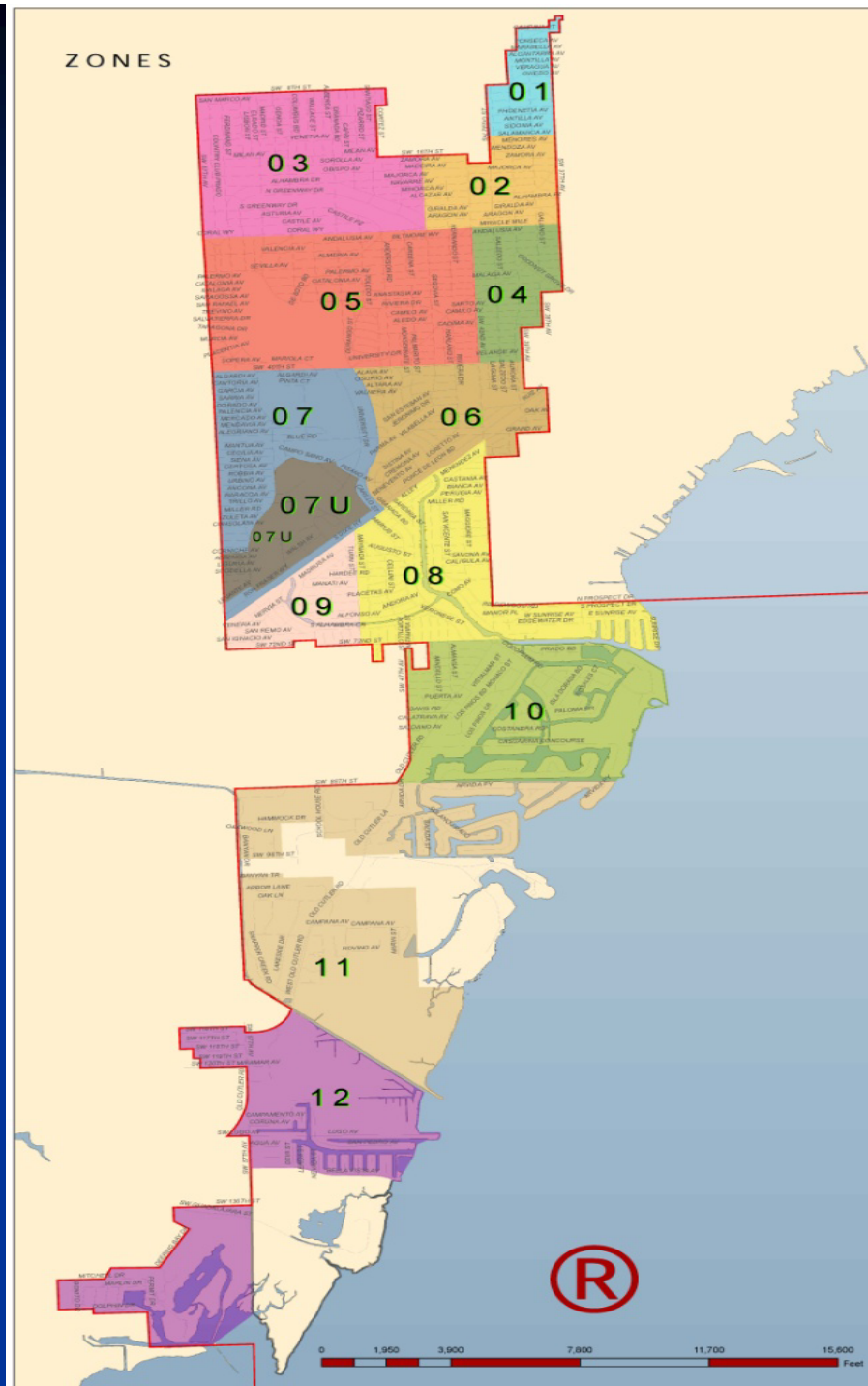
Coral Gables Police Department Uniform Patrol Division

Update on Area Patrol

March 10, 2009

Zone Patrol Approach

- Prior to January 7, 2008
 - City was divided into 12 Zones based on Crime Statistics and Geography.
 - 7 zones North of US 1
 - 5 Zones South of US 1



Zone Patrol Approach

■ Advantages

- In theory it proposed 100% equal coverage throughout the city.

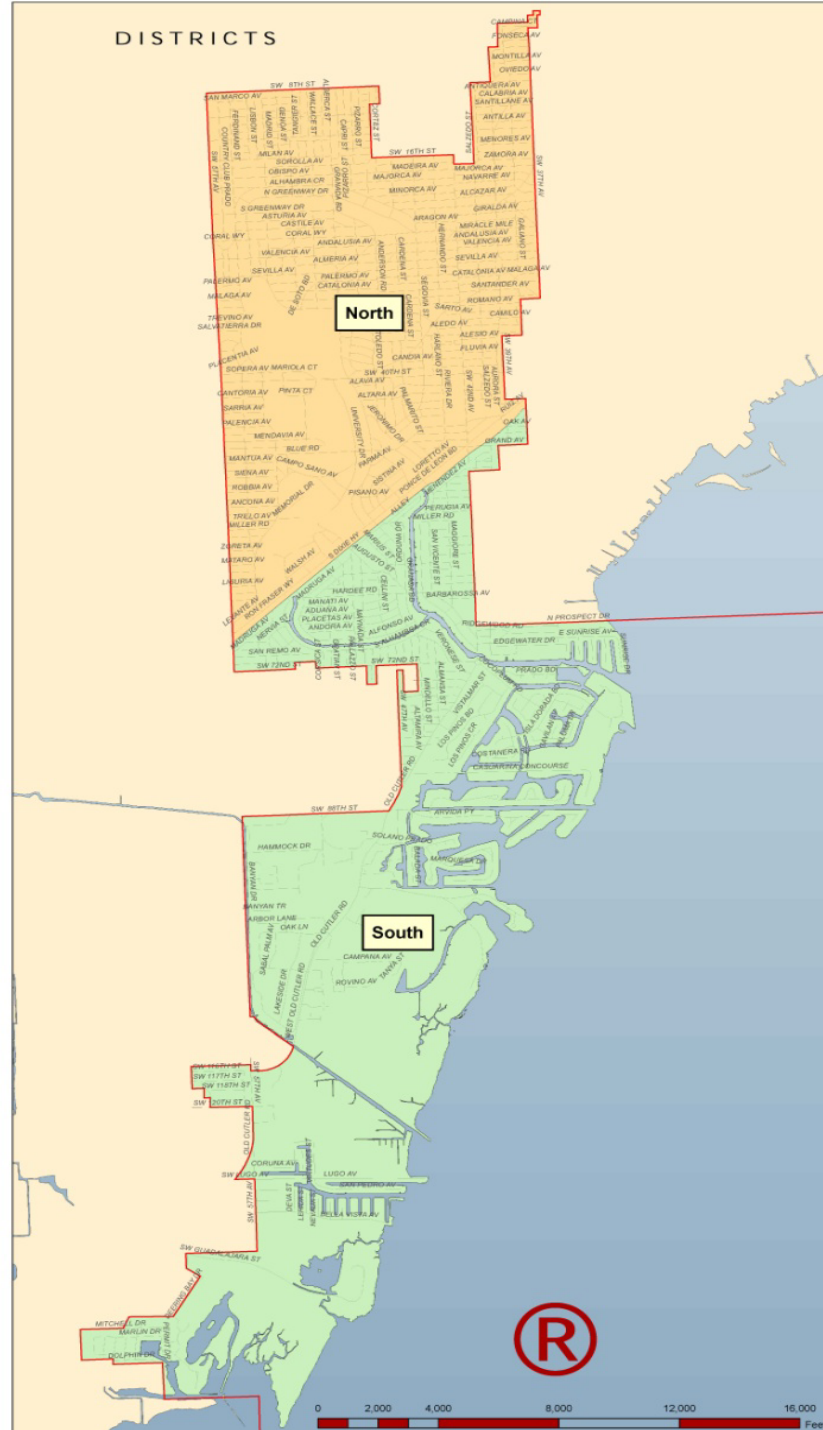
■ Disadvantages

- Inefficient use of limited resources
- Inflexible – one officer to each zone. No consideration for amount and type of activity in zone. Costs dramatically increase with respect to overtime to fill all zones daily.

Area Patrol Approach

- As of January 7, 2008
 - City is divided into 2 districts.
 - 2 squads, 1 north and 1 south
 - Each squad is comprised of 1 sergeant and 8 officers
 - Supervisors:
 - No Change in the minimum staffing levels from the Zone Patrol. No less than two supervisors on duty at any time through out a 24-hour day.

DISTRICTS



Area Patrol Approach

■ Advantages

- While proactive tactics are employed, other squad members are assigned to handle all emergency and non-emergency service calls during the time that directed patrols are occurring.
- Similar Coverage – Within each district, specific units are designated to areas North and South of Bird Road and Coral Way as well as North and South of Kendall Drive and Sunset Drive.

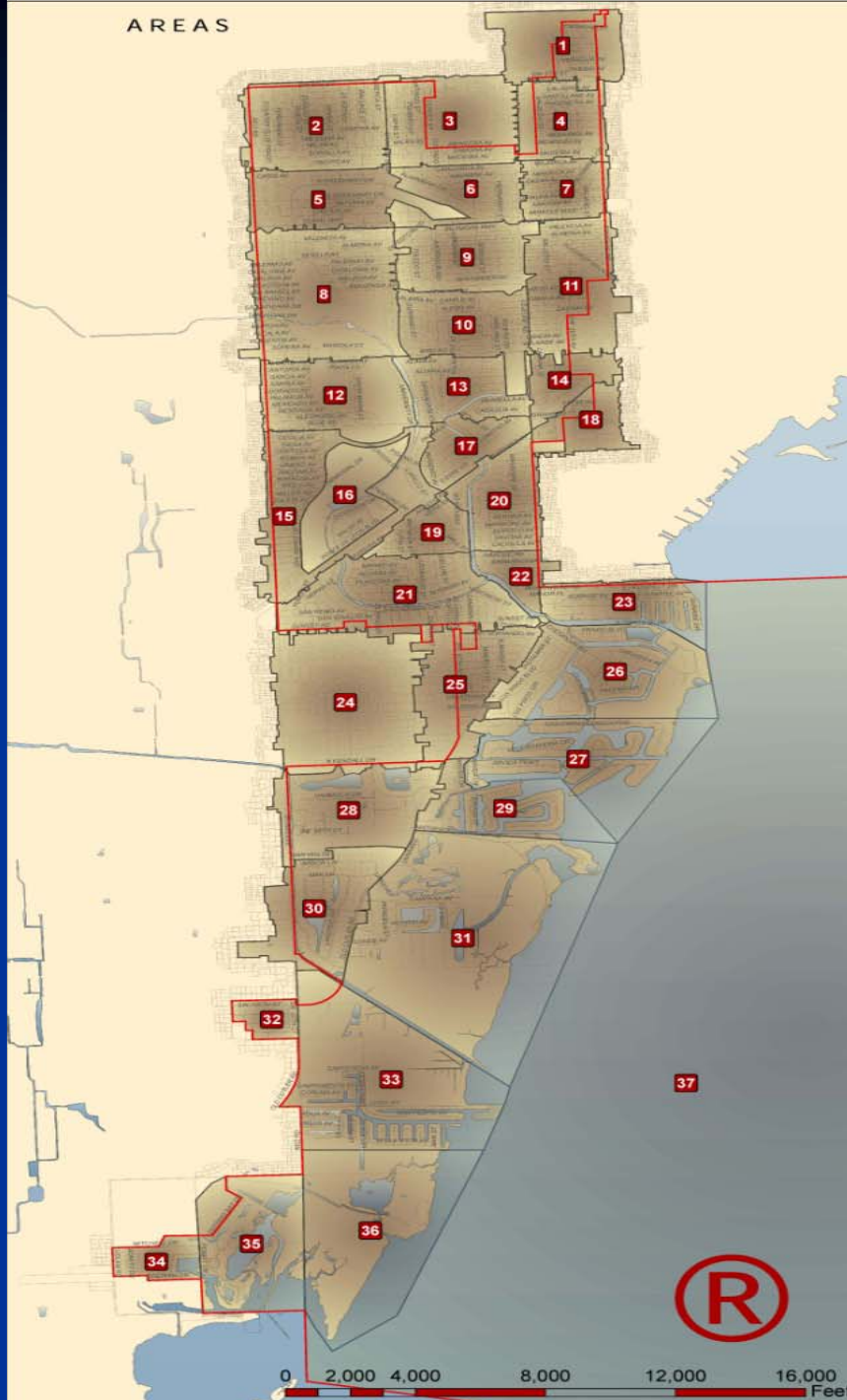
Area Patrol Approach

- Advantages Continued
 - Team approach to crime prevention.
 - Affords the supervisors the ability to address specific crime concerns within a given area without affecting another.
 - Provides officers with a complete knowledge of people, vehicles, residents and businesses within the areas.

Area Patrol Approach

- Better Crime Statistic Reporting
 - Along with the implementation of the Area Patrol, the Police Department added a new layer of reporting to assist in manpower allocation.
 - The City has been subdivided into 37 geographical areas. These areas allow the Shift Commander to more closely pinpoint crime trends and react faster.

AREAS



Uniform Patrol Division

4 Day - 10 Hour Shift Schedule

Time Span Analyzed

(180 days)

- August 18, 2007 to February 13, 2008

5/8 Schedule

Compared to

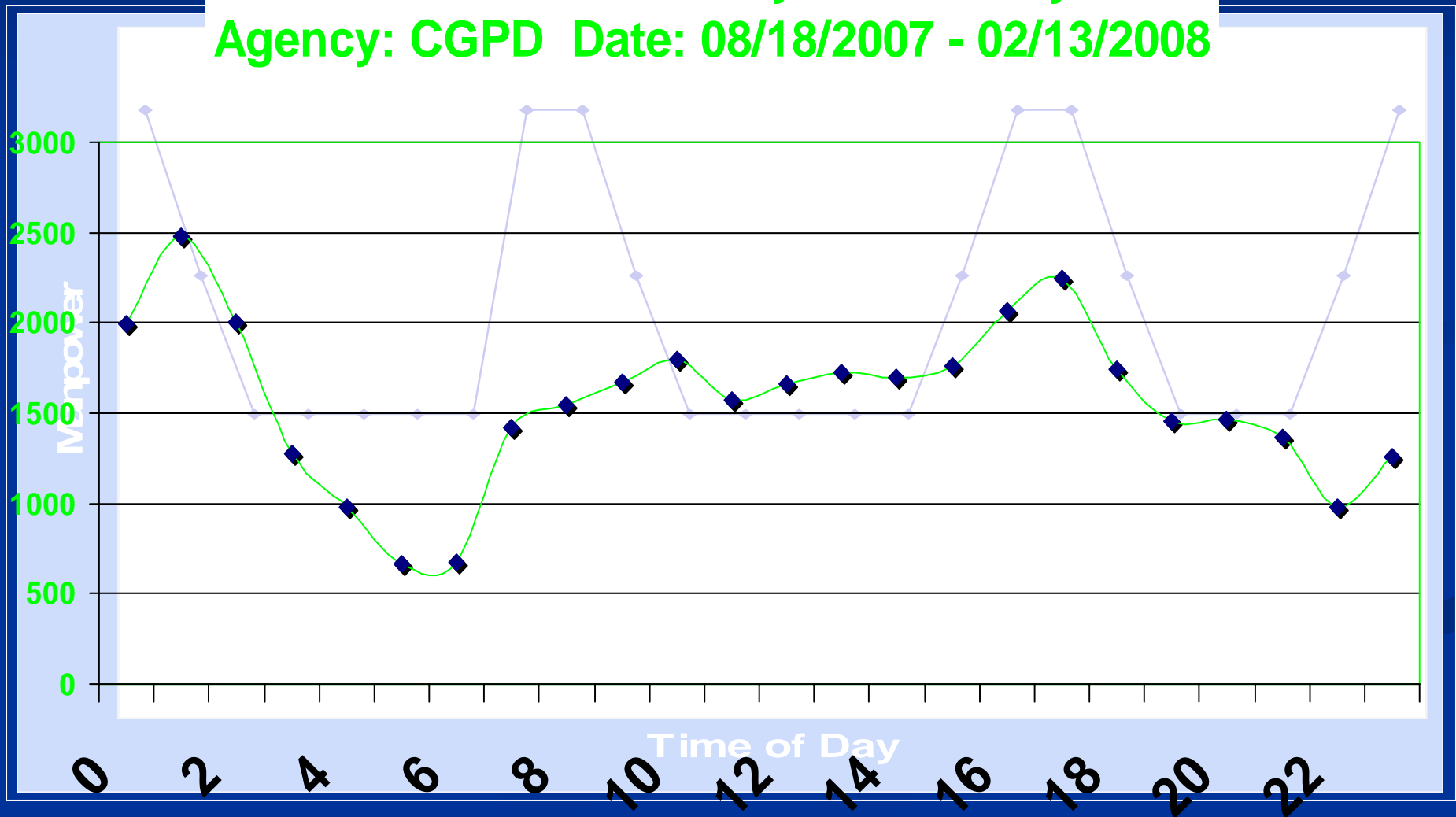
- August 18, 2008 to February 13, 2009

4/10 Schedule

Staffing Allocation

Calls For Service by Hour of Day

Agency: CGPD Date: 08/18/2007 - 02/13/2008



Patrol Response to Crime Trends

- Technical Services UCR Report
- Officer Self Initiated Activities

Departmental Response Times

- **August 18th, 2007– February 13, 2008**

- Emergency Calls: 3 minutes 43 seconds
- Non-Emergency Calls: 7 minutes 10 seconds

- **August 18th, 2008 – February 13, 2009**

- Emergency Calls: 3 minutes 34 seconds
- Non-Emergency Calls: 6 minutes 34 seconds

- *Note: Time starts when the Communications Operator in the 9-1-1 Center first picks up the phone and ends when the first police officer arrives at the location.*

Travel Times

- **August 18th, 2007– February 13, 2008**
 - Emergency Calls: 2 minutes 53 seconds
 - Non-Emergency Calls: 4 minutes 52 seconds
 - **August 18th, 2008 – February 13, 2009**
 - Emergency Calls: 2 minutes 37 seconds
 - Non-Emergency Calls: 4 minutes 26 seconds
- *Note: Time starts when the Dispatcher gives the call to the officer and ends when the first police officer arrives at the location.*

Overtime Usage

Court Time:

August 18,2007 to February 13,2008

Mids	Days	Afternoon	
788.75	+ 138.0	+ 593.50	= 1520.25

August 18,2008 to February 13,2009

658.75	+ 152.0	+ 422.75	= 1233.50
--------	---------	----------	-----------

Total Hours Saved = 286.75

Overtime Usage

Extended Shift:

August 18,2007 to February 13,2008

Mids	Days	Afternoon				
75.75	+	144.75	+	194.50	=	415.00

August 18,2008 to February 13,2009

96.50	+	114.50	+	92.25	=	303.25
-------	---	--------	---	-------	---	--------

Total Hours Saved = 111.75

Overtime Usage

Personnel Shortage:

August 18,2007 to February 13,2008

Mids	Days	Afternoon	
570.25	329.50	452.00	= 1351.75

August 18,2008 to February 13,2009

735.50	749.25	311.00	= 1795.75
--------	--------	--------	-----------

Total Hours Increase = **444.00**

Increase resulting from Department vacancies

Overtime Usage

- Total amount of overtime increase in hours for the 86 members of the Division: **45.50 hours in the 180 days.**
(Calculated with totals of all overtime categories)

Sick Leave Usage

- August 18, 2007 to February 13, 2008
..... 2702.50 hours
- August 18, 2008 to February 13, 2009
..... 2395.50 hours
- Total Reduction = 512.00 hours

Sick Leave Usage

- The schedule has yielded the following reduction in Sick days taken within the Division.
- 8/18/07 to 2/13/08-2707.50= 338 days lost (8 hour)
- 8/18/08 to 2/13/09-2395.50= 239 days lost (10 hour)
- Net reduction of Sick Leave usage: 79 days

Automotive Department's Report

According to the report issued by the Automotive Department while in the current deployment of personnel in the Uniform Patrol Division (4 day-10 hour shift) compared to same time period in 2007 (5 day-8 hour shift) the following results have been found:

- Reduced Fuel Cost \$10,050.45
- Reduced Maintenance Cost \$17,751.58
- Consumed 3,848 gallons less fuel
- Drove 11,663 less miles

Area Patrol - 4/10 Scheduling

The Area Patrol with the 4/10 Schedule is a proactive, proven method that the Coral Gables Police Department's Uniform Patrol Division has implemented to adjust our resources to the ever changing mission of patrolling the streets and responding to crime.

All performance measures continue to indicate a positive trend.