

F-7 (25-1601)  
SWALE PACKAGE  
DECORATIVE ROCK



May 2026  
City of Coral Gables



# The process at a glance

## Permit required

A public works permit is mandatory. No permit fee is charged for city-owned roads.

## The “gravel” rule

Decorative stone cannot be the sole material. It must be paired with low groundcover plants.

## Legal and insurance

A Restrictive Covenant and Liability Insurance naming the City are required.

## Layout sketch

A simple hand or computer-drawn plan showing dimensions and materials to be submitted with the application.

# Gravel and plants

Decorative stone is intended for areas where turfgrass is **not feasible**, such as heavy shade or high vehicle traffic zones.

**100% Coverage:** Prohibited with stone alone.

**Tree Protection:** Plantings are required specifically around swale trees.

**Aesthetics:** Combining stone with greenery ensures drainage and beauty.



# Insurance requirements

## Certificate of Liability Insurance (COI)

Residents must provide a certificate from their insurance agent listing the **City of Coral Gables** as an "Additional Insured."


*"Holder must read: City of Coral Gables, Insurance Compliance, P.O. Box 100085-CE, Duluth, GA 30096"*

## Personal liability limit

\$300k

# Approved Material Specification

## APPROVED CRUSHED STONE OR SHELL



Granite  
3/8"



Oolite (Limestone)  
2/1 oolite fine to rice rock



Coquina Shells  
Florida Seashell Small

Sample installations of these materials can be viewed at the Coral Gables Public Library at 3443 Segovia Street (On the University Drive side)

Material Type	Approved Varieties	Visual Aspect
Granite	3/8" Sized Crushed Stone	Clean, grey professional finish
Oolite	Limestone (Fine to Rice Rock)	Natural, Florida-native look
Shells	Coquina Shells (Small)	Coastal, high-drainage aesthetic

# Technical installation standards

1. **Base Layer:** Geotextile fabric (min. 6-ounces) must be laid first to prevent weed growth and stone sinking.
2. **Thickness:** A minimum of 3 inches of compacted stone or shell is required for durability.
3. **Tree Protection:** Fabric must be cut around visible roots; stone may cover roots carefully.
4. **Grading:** Installation must follow profile grades to ensure proper street drainage.


# Recommended swale species

## SUGGESTED PLANTS FOR SWALES:

### NATIVES:



Dune Sunflower  
*Helianthus debilis*




Beach Creeper  
*Ernodea littoralis*



Spider Lily  
*Hymenocallis latifolia*



Boston Fern  
*Nephrolepis exaltata*



Peperomia  
*Peperomia obtusifolia*



Blue Porterweed  
*Stachytarpheta urticifolia*



Yellow Lantana  
*Lantana depressa*



Sunshine Mimosa  
*Mimosa strigillosa*



Indian Blanket Flower  
*Gaillardia pulchella*



Frogfruit  
*Phyla nodiflora*

### NON-NATIVES:



Green/Variegated Liriope  
*Liriope muscari*




Flax Lily  
*Dianella tasmanica*



Burlie Marx Philodendron  
*Philodendron 'Burlie Marx'*



Wart Fern  
*Microsorium scolopendium*




Red Congo  
*Philodendron 'Rojo Congo'*




Perennial Peanut  
*Arachis glabrata*



Mondo Grass  
*Ophiopogon japonicus*



Asiatic Jasmine  
*Trachelospermum asiaticum*



Purple Queen  
*Tradescantia pallida*



Pentas  
*Pentas lanceolata*

Note: If you have visible roots, recommended species are Wart Fern and Philodendron 'Burlie Marx'.  
If you have Banyan Trees, use Philodendron 'Rojo Congo'.

# The permit workflow

*Grading is an important objective of swales to direct proper runoff and improve the neighborhood's aesthetic charm.*  
— Public Works Department



## 1. Submit

Apply via EnerGov with layout, covenant, and COI.



## 2. Review

Public Works staff review plan for safety/drainage.



## 3. Sign-off

City Attorney signs Covenant; Risk Manager approves COI.



## 4. Record

Document filed with Miami-Dade Courts (fee applies)

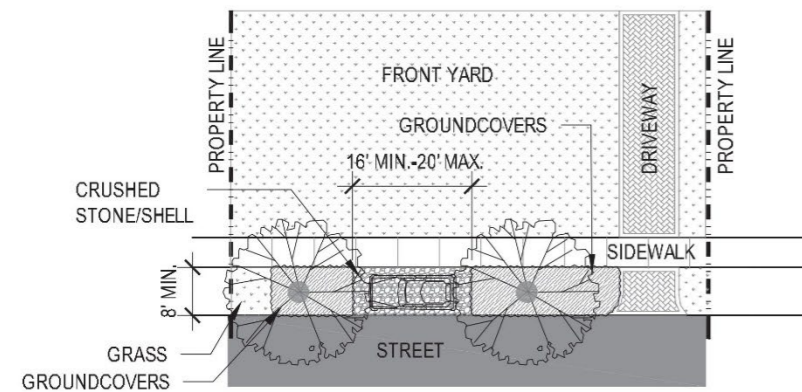
# Swale layout examples

## Alternative Swale Options

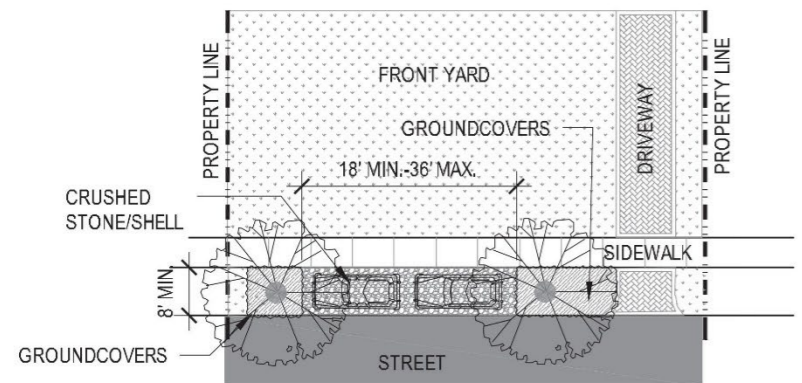
Sample Layouts

### 8 FOOT WIDE SWALE

(distance from sidewalk to street)



Single Family Home



Multi Family Homes and Commercial Properties

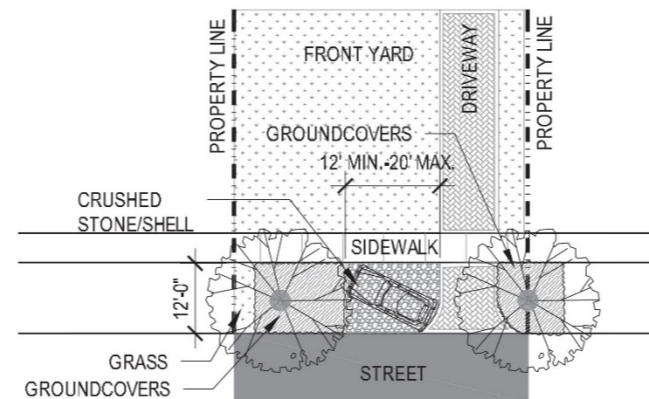


## Alternative Swale Options

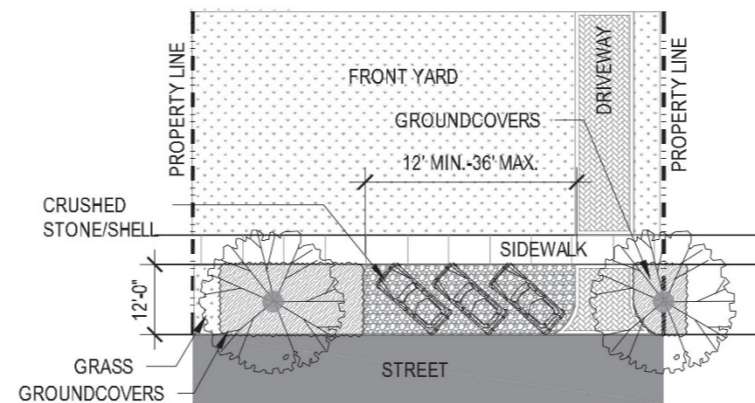
Sample Layouts

### 12 FOOT WIDE SWALE

(distance from sidewalk to street)



Single Family Home



Multi Family Homes and Commercial Properties

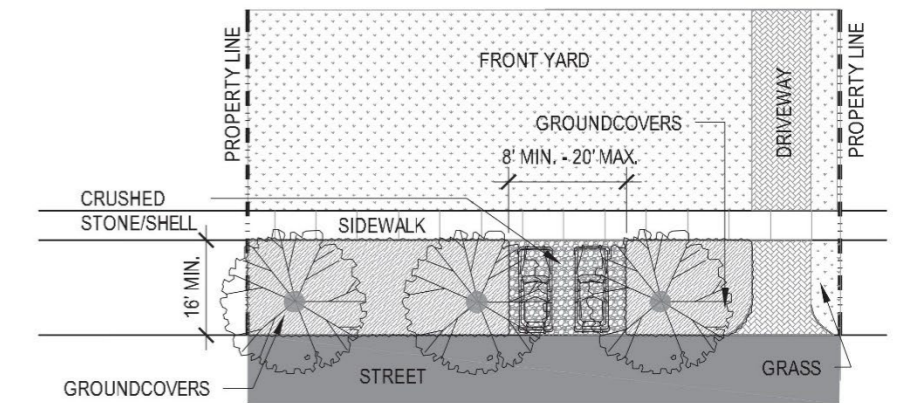


## Alternative Swale Options

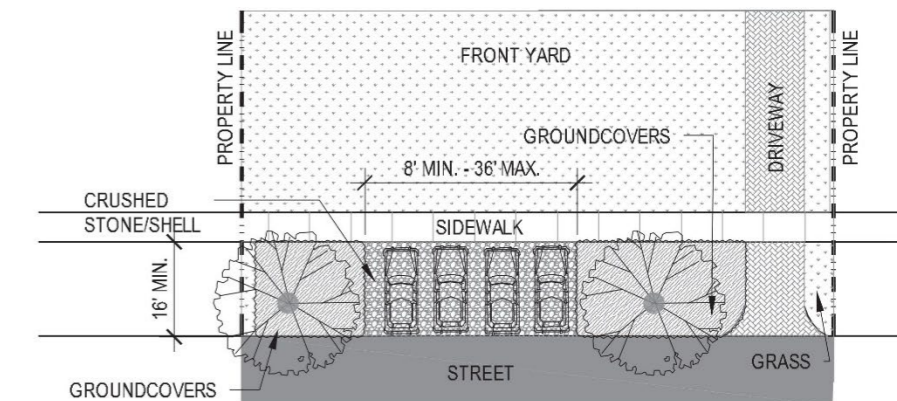
Sample Layouts

### 16 FOOT WIDE SWALE

(distance from sidewalk to street)



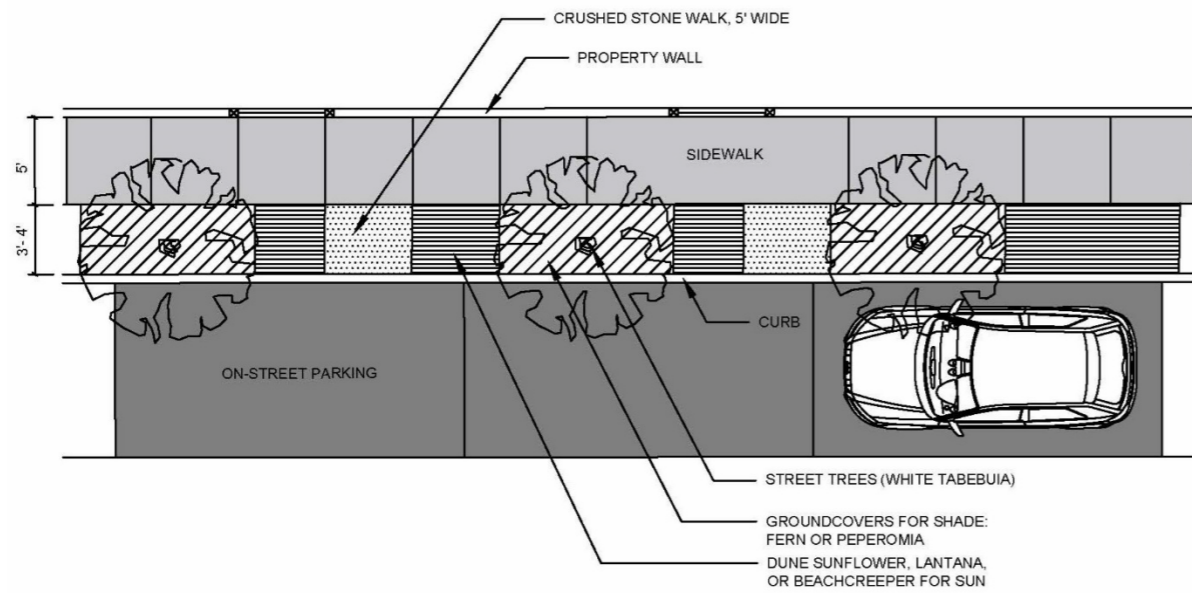
Single Family Home



Multi Family Homes and Commercial Properties



# Swale detail installation

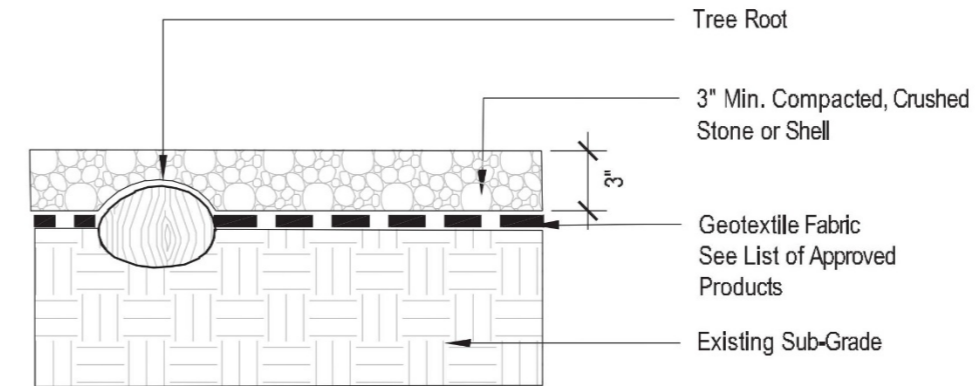
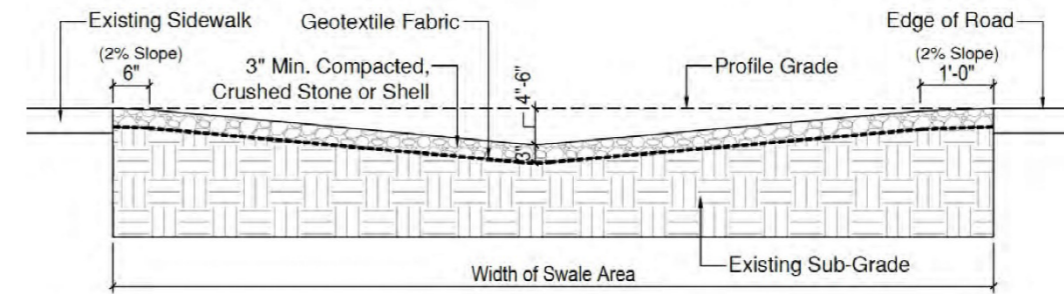


NARROW SWALES FOR MULTI-FAMILY AND COMMERCIAL  
EXAMPLE: NORTH PONCE NEIGHBORHOOD



## Alternative Swale Options

Installation Detail for Crushed Stone/Shell



NOTE: WHERE TREE ROOTS ARE VISIBLE ABOVE GROUND, GEOTEXTILE FABRIC SHALL BE CUT TO EXPOSE ROOTS, BUT STONE/SHELL MAY COVER ROOTS.

Filter Geotextile shall be a minimum 6-ounces per square yard (nominal) nonwoven needle punched synthetic fabric consisting of staple or continuous filament polyester or polypropylene manufactured. Geotextile shall be inert and unaffected by long-term exposure to chemicals or liquids with pH range from 3 to 10.

Filter Geotextile shall have a Survivability Class 1, 2 or 3 in accordance with AASHTO M288. Installation must follow fabricant instructions.

Listed Below are some of the Manufacturers of Products that meet these requirements.

- TenCrate Miralfi - N-Series - 160 N
- Us, Fabrics Inc. - US 200
- Propex Geotextile Systems - GEOTEX 1001
- Fiberweb - TYPAR 3501
- Fibertex Geotextiles - F-25
- Granite Environmental - 6 oz. Non-Woven



THANK YOU



[pwpermits@coralgables.com](mailto:pwpermits@coralgables.com)

(305)460-5025

CORAL  
GABLES  
THE CITY BEAUTIFUL

